

Crime in McAllen 2006



The City of McAllen Crime Report



McAllen Police Department
Crime Records Bureau

Crime in McAllen 2006

McAllen Police Department

Victor Rodriguez
Chief of Police

Crime Records Bureau

Lt. Oscar Garcia
Director
Crime Records Bureau

Carlos Wals
Crime Records Bureau
Crime Statistician

**For inquiries regarding this report you may call the Crime Records
Bureau at (956) 972-7328 or e-mail at ojgarcia@mcallenpd.net**

Acknowledgements

This report on Crime in McAllen was compiled from data submitted to the Crime Records Bureau by members of the McAllen Police Department and from data generated from calls for service.

This report is modeled after the Texas Department of Public Safety Annual Crime in Texas report. As such, format, crime analysis, and definitions have been similarly established in this report.

Table of Contents

Chapter One –City of McAllen Crime Analysis	1
Chapter Two - Crime Trends and Analysis	2
Violent and Property Crimes	4
Clearance Rates.....	5
Stolen/Recovered Property.....	6
Crime Clock.....	7
Crime in McAllen 1998-2006.....	8
Crime in Texas v. McAllen	9
McAllen: Crime Facts at a Glance 2006	10
Chapter Three – Index Crime Analysis	
Murder.....	12
Rape.....	13
Robbery.....	15
Aggravated Assault.....	17
Burglary.....	19
Larceny/Theft.....	21
Motor Vehicle Theft.....	23
Chapter Four – Selected Non-Index Crimes	
Driving While Intoxicated Arrests.....	26
Drug Abuse Arrests.....	27
Drug Seizures.....	28
Weapons Arrests.....	29
Chapter Five – Calls for Service	
Calls for Service Time Clock.....	31
Calls for Service 2006 by percentage	32
Calls for Service 2006 by hour	33
Chapter Six – Law Enforcement Personnel	35
Chapter Seven – McAllen Arrest Data	37
Appendices	44
Glossary of Terms	45

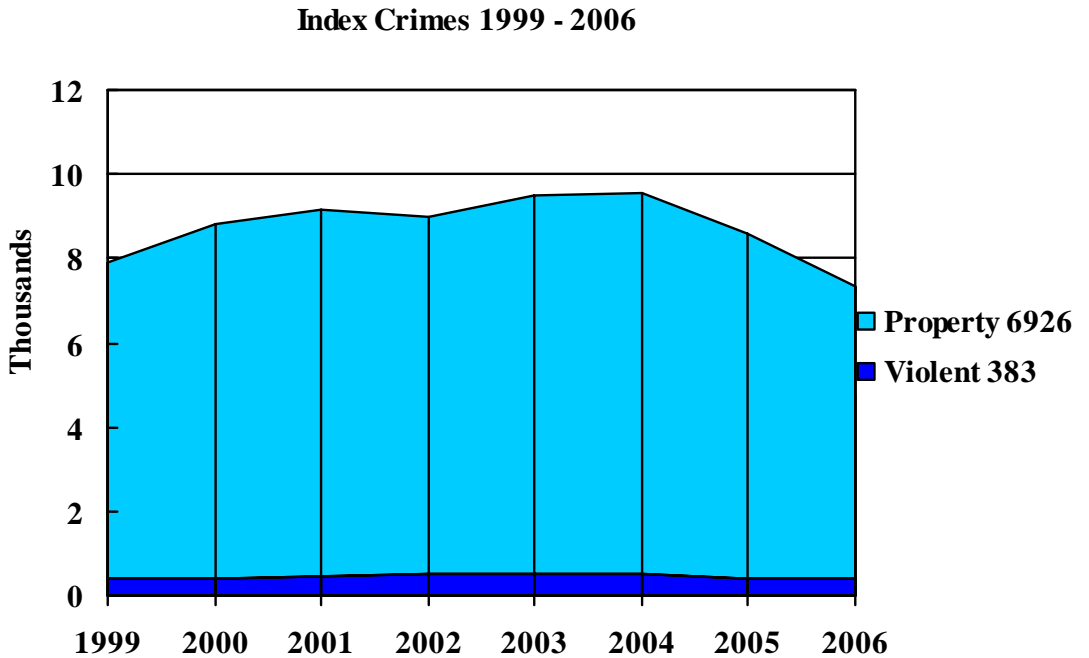
City of McAllen Crime Analysis

Crime Measurements

The City of McAllen Police Department participates in the Uniform Crime Reporting (UCR) Program. UCR makes possible measurement and analysis of crime index.

Crime Index

Uniform Crime Reporting is the reporting of seven index crimes. The crimes in this group are all serious, either by their nature or because of the frequency of their occurrence. These crimes can be categorized as violent crimes or property crimes. Violent crimes include murder, forcible rape, robbery, and aggravated assault. Property crimes include burglary, larceny-theft, and motor vehicle theft.



Crime Trends

Crime trends are analyzed using two separate methods, crime volume and crime rates.

Crime volume is the collective sum of the seven indexed crimes.

By comparing the volume of indexed crimes from year to year, trends can be evaluated.

Crime rates, on the other hand, are compiled to compensate for the changes in population and show the number of people affected by crime in a given population.

Crime rates are usually expressed in the number of crimes per 100,000 residents.

Crime Volume

During the calendar year 2006, there was a total of 7309 index offenses in the City of McAllen. The crime index decreased 15.1 percent when compared to 2005.

McAllen Crime Volume by Offense				
	Offense	2006	2005	% Change
Violent Crimes	Murder	4	8	-50%
	Rape	28	34	-17.6%
	Robbery	123	129	-4.7%
	Aggravated Assault	228	250	-8.8%
	Violent Crime Totals	383	421	-9%
Property Crimes	Burglary	637	734	-13.2%
	Theft	5820	6877	-15.4%
	Motor Vehicle Theft	469	576	-18.6%
	Property Crimes Totals	6926	8187	-15.4%
Index Crime Totals		7309	8608	-15.1%

Crime Rate

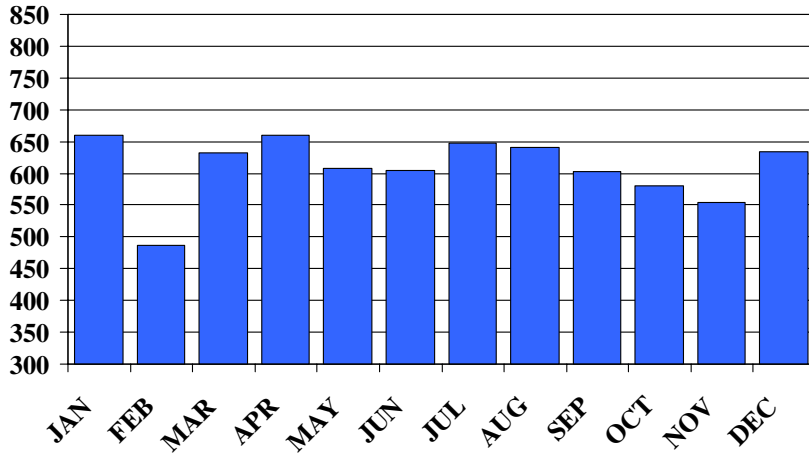
During the calendar year 2006, McAllen's crime rate was 5774.11 crimes per 100,000 persons. The crime rate decreased 17.2 percent.

McAllen Crime Rate by Offense				
	Offense	2006	2005	% Change
Violent Crimes	Murder	3.16	6.48	-51.2%
	Rape	22.12	27.54	-19.7%
	Robbery	97.17	104.49	-7%
	Aggravated Assault	180.12	202.5	-11%
	Violent Crime Totals	302.57	341.01	-11.3%
Property Crimes	Burglary	503.23	594.54	-15.4%
	Theft	4597.8	5570.37	-17.5%
	Motor Vehicle Theft	370.51	466.56	-20.6%
	Property Crimes Totals	5471.54	6631.47	-17.5%
Index Crime Totals		5774.11	6972.48	-17.2%

Annual Crime Trends


The highest month for crime was January with 660 part 1 crimes reported. The lowest month of reported crime for 2006 was February with 399 part 1 crimes reported.

Index Crimes By Month 2006



Type of Crime

Crime analysis looks at the two categories of crime mentioned before: Violent crimes (or crimes against persons) and property crimes. In 2006, 5.24 percent of the Crime Index was made up of violent crime and 94.76 percent was property crime.

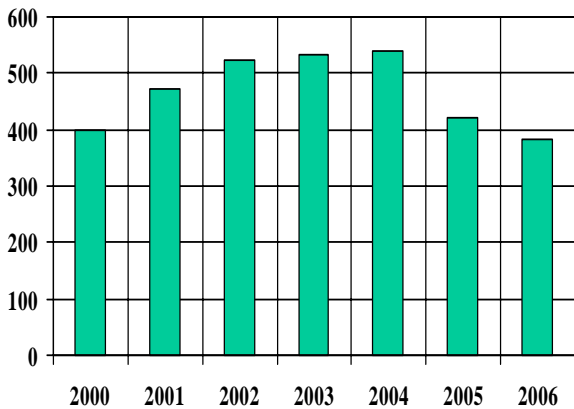


Type of Crime in McAllen 2006

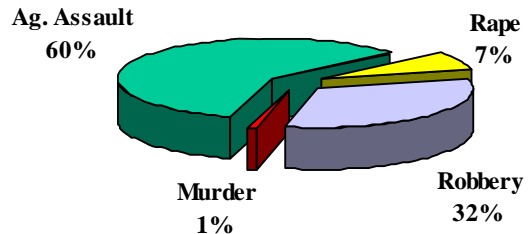
Violent Crimes

Violent Crimes involve the element of personal confrontation between the perpetrator and the victim. Because of their nature, violent crimes are considered to be more serious than property crimes. 383 violent crimes occurred during 2006, which is a decrease of 9 percent from 2005. The violent crime rate for 2006 was 302.57 crimes per 100,000 residents, which was a decrease of 11.3 percent from 2005.

Violent Crimes 2000-2006



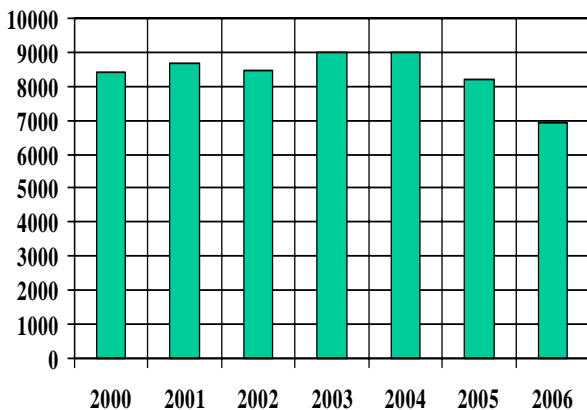
Violent Crime by Offense 2006



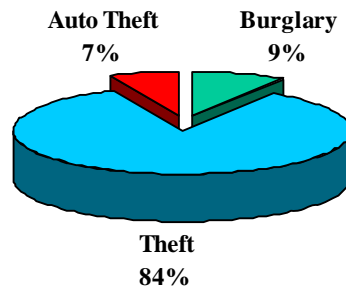
Property Crimes

The number of property crimes occurring during 2006 was 6926. Property crimes decreased by 15.4 percent from 2005. Theft accounted for 84 percent of the property crime, followed by burglary at 9 percent, and then auto theft at 7 percent. The 2006 crime rate was 5471.54 property crimes per 100,000 citizens. This was a decrease of 17.5 percent when compared to 2005.

Property Crimes 2000-2006



Property Crime by Offense 2006



Clearances

For Uniform Crime Reporting purposes, an offense is cleared when a law enforcement agency has identified the offender, enough evidence exists to press charges, and the subject is actually taken into custody. The arrest of one person can clear several crimes or several persons may be arrested in the process of clearing one offense. Law enforcement agencies may clear a crime by exceptional means when some element beyond law enforcement control precludes the placing of formal charges against the offender.

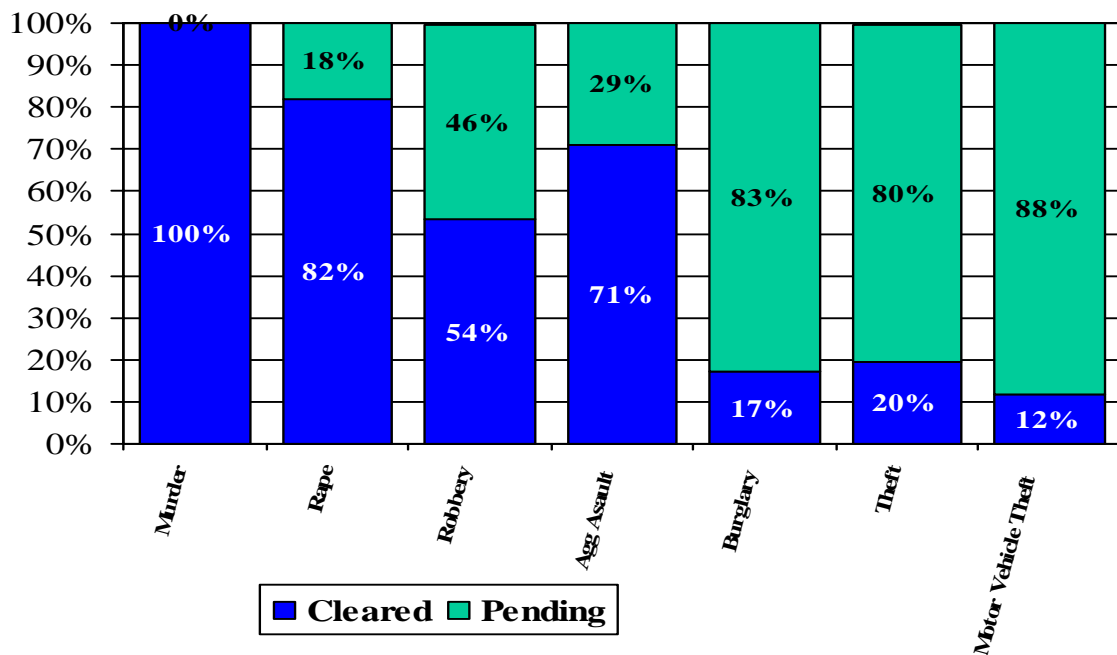
McAllen officers cleared 21.3% of all index Offenses reported in 2006 by arrest or exceptional means. Of the violent crimes reported, 66.8% were cleared while 18.8% of all property crimes were cleared.

In 2006, persons arrested under the age of 18 represented 28 % of all cases solved.

State of Texas Clearance Rates vs. McAllen Clearance Rates January – June 2006

	State of Texas	McAllen
Murder	66%	100%
Rape	44%	70%
Robbery	25%	51%
Aggravated Assault	50%	65%
Burglary	11%	13%
Theft	16%	20%
Motor Vehicle Theft	14%	11%

McAllen Index Crime Clearance Rates 2006

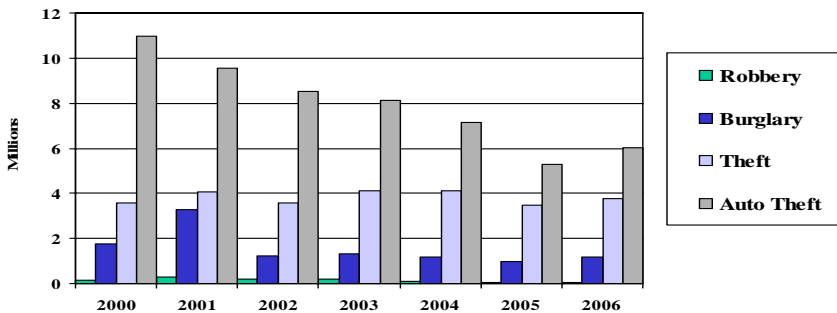


Stolen Property Value

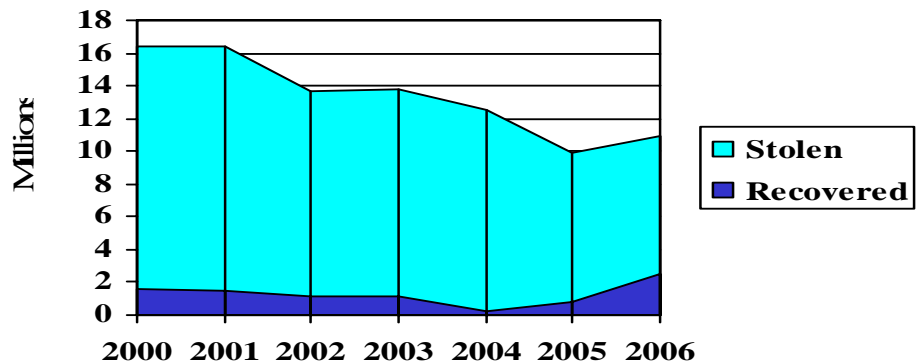
The total value of property stolen during 2006 in the City of McAllen was \$10,901,512. The amount stolen in 2005 was \$ 9,909,585. This represents a increase of 10 percent.

Stolen Property by Type, Value and Total Recovered 2006		
Property Type	Stolen Value	Recovered
Currency	543,513	1,686
Jewelry	461,768	18,137
Clothing	140,106	63,809
Motor Vehicles	5,949,203	1,978,475
Office Equipment	130,688	3,119
Television, Stereos, etc.	409,991	14,307
Firearms	23,858	0
Household Goods	92,126	180
Consumable Goods	37,520	1,846
Livestock	8,160	0
Miscellaneous	3,104,579	396,535
Total	10,901,512	2,478,094

Property Value Lost to Crime 2000-2006



Total Property Lost 2000-2006



McAllen Index Crime Clock 2006



One
**INDEX CRIME
OFFENSE**
Every 1.20 hours

One
VIOLENT CRIME
every 22.87 hours

One
PROPERTY CRIME
Every 1.26 hours

One
MURDER
every 91.25 days

One
RAPE
every 13 days

One
ROBBERY
every 2.97 days

One
**AGGRAVATED
ASSAULT**
Every 1.6 day

One
BURGLARY
Every 13.75 hours

One
THEFT
Every 1.5 hours

One
**MOTOR VEHICLE
THEFT**
Every 18.68 hours

This mode of display represents the annual ratio of crime to fixed time intervals.

This is an aggregate representation of UCR data, it is designed to convey the annual reported crime experience by showing the relative frequency of occurrence of the Index Offenses.

Crime in McAllen

Comparison of Index Crimes for the Past Nine Years

Year	Pop.*	Index	Murder	Rape	Robbery	Aggravated Assault	Burglary	Larceny / Theft	Motor Vehicle Theft	Total
1998	104,958	Volume	7	12	112	199	1339	5653	926	8250
		Rate	6.67	11.43	106.71	189.6	1275.75	5385.96	884.16	7860.3
1999	109,298	Volume	5	12	120	241	1264	5365	901	7908
		Rate	4.57	10.98	109.79	220.5	1156.47	4908.6	824.35	7235.3
2000	112,390	Volume	2	1	116	279	1370	6163	856	8787
		Rate	1.78	0.89	103.21	248.24	1218.97	5483.58	761.63	7818.3
2001*	116,793	Volume	4	9	120	340	1604	6364	706	9147
		Rate	3.42	7.71	102.75	291.11	1373.37	5448.95	604.49	7831.8
2002*	116,793	Volume	5	12	179	330	1049	6739	672	8986
		Rate	4.3	10.3	153.3	282.6	898.2	5770	575.4	7693.1
2003*	116,952	Volume	6	29	145	353	916	7430	655	9534
		Rate	5.1	17.1	124	301.8	783.2	6353	535.5	8152.1
2004**	120,109	Volume	4	22	154	360	1004	7361	649	9554
		Rate	3.33	18.26	127.82	298.8	833.32	6109.63	538.67	7929.8
2005**	123,352	Volume	8	34	129	250	734	6877	576	8608
		Rate	6.48	27.54	104.49	202.5	594.54	5570.37	466.56	6972.5
2006**	126,683	Volume	4	28	123	228	637	5820	469	7309
		Rate	3.16	22.12	97.17	180.12	503.23	4597.8	370.51	5774.1

The above chart lists the crime volume and crime rate for the City of McAllen for the past eight years. The “rate” reflects the number of crimes reported per 100,000 residents.

* The population information was obtained from the City of McAllen Planning Department.

** Crime rates for 2004 - 2006 are based on US Census 2000 population estimates.

Crime in Texas vs. McAllen

First Six Months of 2006 as published by Department of Public Safety

State-wide Crime Jan-Jun 2006 vs Jan-Jun 2005

STATEWIDE	Jan-Jun 2006	Jan-Jun 2005	Volume Change	Rate Change
Murder	694	676	2.7%	0%
Rape	4303	4,099	5%	3.3%
Robbery	18146	16,500	10%	8.2%
Aggravated Assault	37553	37,582	-.07%	-1.7%
Violent Crime	60696	58,857	3.1%	1.5%
Burglary	10322	103,523	-.3%	-1.9%
Theft	319778	332,724	-3.9%	-5.4%
Motor Vehicle	45986	44,187	4.1%	2.4%
Property Crime	468986	480,434	-2.4%	-4%
Index Crime Total	529682	539,291	-1.8%	-3.4%

McAllen Crime Jan-Jun 2006 vs Jan-Jun 2005

	Jan-Jun 2006	Jan-Jun 2005	Volume Change	Rate Change
Murder	3	3	0%	0%
Rape	10	22	-54%	-56%
Robbery	67	67	0%	0%
Aggravated Assault	122	121	0%	-2%
Violent Crime	202	213	-5%	-3%
Burglary	326	389	-16%	-18%
Theft	2904	3389	-14%	-16%
Motor Vehicle	218	336	-35%	-36%
Property Crime	3448	4114	-16%	-18%
Total	3650	4327	-16%	-19%

McAllen

Crime Facts at a Glance

2006

- There were an estimated 7309 index offenses reported in McAllen in 2006.
- The crime rate for the City of McAllen was 5774.11 index offenses per 100,000 inhabitants.
- During 2006, McAllen Police Officers made 6830 arrests. Of those arrests, 13.57 percent were 16 years of age or younger.
- The value of stolen property totaled \$10,901,512.
- The offense of larceny-theft accounted for 79.6 percent of all index crimes and had a clearance rate of 20 percent.
- Firearms were used in 100% of all murders reported.
- There were an estimated 228 aggravated assaults. Of these, 32 percent were committed with the use of a knife or other cutting instrument.
- Residential burglaries accounted for 60 percent of all burglaries reported.
- The estimated number of motor vehicle thefts were 469, for a total dollar loss \$5,949,203.



Index Crime Analysis

Index Crime Analysis

Murder

Definition

Murder and non negligent manslaughter as defined in the UCR program is the willful killing of one human being by another.

This offense category includes any death due to a fight, argument, quarrel, assault or commission of a crime. Attempted murder and assaults with the intent to kill are not counted as murder, but are included in UCR as aggravated assault. Suicides, accidental deaths, and justifiable homicides are also excluded from the murder classification.

The classification of this offense as well as for all Index Crimes, is based solely on police investigation and not upon determinations by courts, medical examiners, coroners, juries or other judicial bodies.

Analysis

Volume

The reported number of murders in McAllen was 4 in 2006. There was a 50 percent decrease in the number of murders when compared to 2005. The murders occurred in the months of April, May, August.

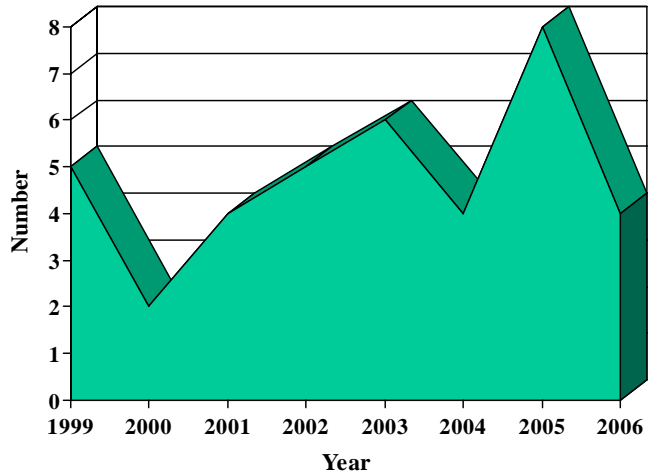
Rate

The murder rate for McAllen in 2006 was 3.16 murders committed for every 100,000 persons.

Clearance

In 2006, 100% percent of all murders were cleared by arrest or exceptional means.

Murder 1999-2006



Case Synopsis

Two murders occurred between 0200 hrs to 0300 hrs, one occurred between 0500 hrs to 0600 hrs, one occurred between 0600 hrs to 0700 hrs.

Three of the murders occurred inside residences and one occurred outside residence. Four of the murders were committed using firearms.

Victims included Two Hispanic males, One Hispanic female and One Asian female. The victims ranged in age from 24 to 33 years of age.

Of the four murders, four have been cleared by arrest or exceptional means. Additionally, a 1996 year murder was cleared by adult arrest, resulting in a total of 5 murders cleared this year.

Rape

Definition

Rape, as defined in the Uniform Crime Reporting Program, is the carnal knowledge of a female forcibly and against her will. Statistics reported in this crime category include assaults to commit forcible rape, however, statutory rape (rape against a female under the age of consent) and sexual assaults on males are excluded.

Analysis

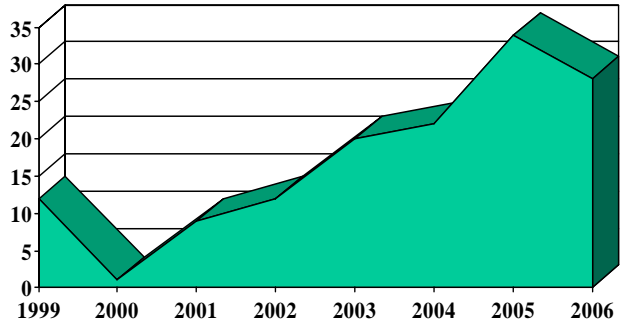
Volume

The number of rapes committed in McAllen in 2006 was 28. This represents a decrease of 17.6 percent when compared to 2005. More rapes were committed in July than any other month.

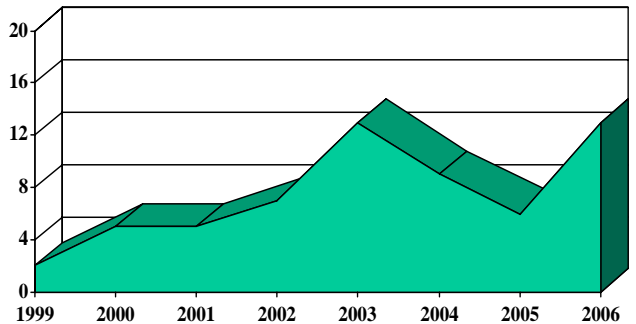
Rate

The rape rate for McAllen was 22.12 rapes per 100,000 persons. The rape rate decreased 19.7 percent from 2005.

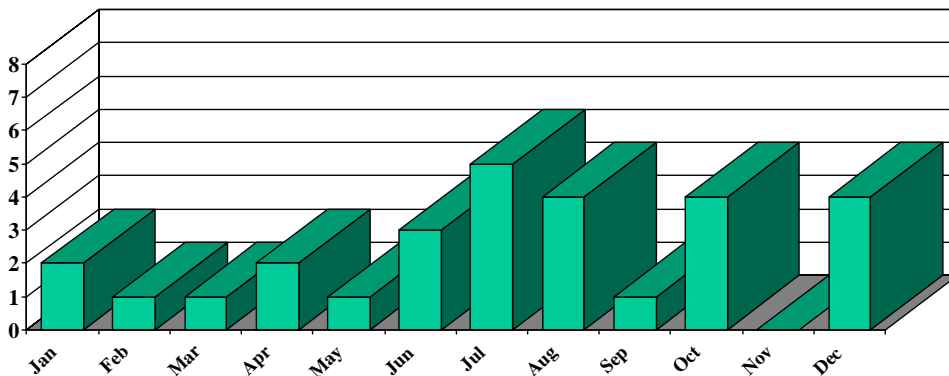
Rape 1999-2006



Rape Arrest 1999-2006



Rape Offenses by Month 2006



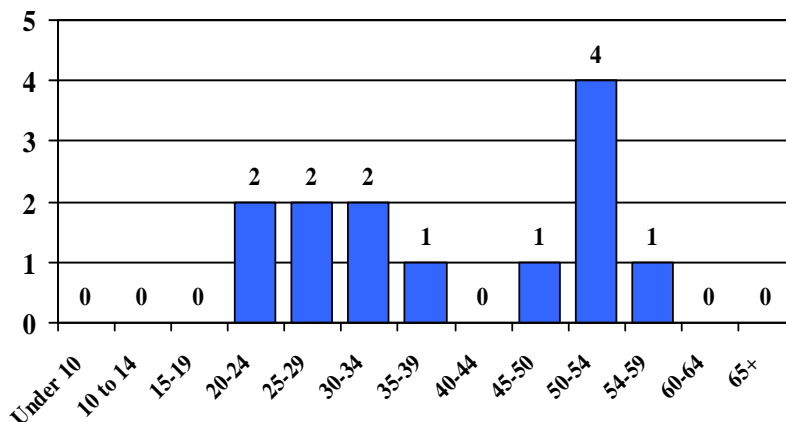
Nature of Rape

Forcible rape differs from other violent crimes because, in many cases, the victim is hesitant to report the offense to police. The rigors of court procedures, embarrassment and fear of any accompanying stigma exert a deterrent effect upon the victim's willingness to contact the police. The presence of prior relationship between the victim and offender may make the determination of force difficult to establish, while the usual clandestine nature of this crime presents a problem in verification. As attitudes toward the reporting of rape change, trends in the number of reported offenses can be expected to change correspondingly.

Persons Arrested

Thirteen people were arrested for rape in the year 2006. All of the subjects arrested were male. The age group of 50-54 had the highest number of subjects arrested, followed by the age groups of 30-34, 20-24 and 25-29.

Rape Arrestees by Age 2006



All arrestees for this crime in 2006 were male.

Robbery

Definition

Robbery, in the Uniform Crime Reporting program, is defined as the taking or attempting to take anything of value from the care, custody, or control of a person or persons by force, threat of force or violence, or by putting the victim in fear.

Robbery is a violent crime that frequently results in injury to the victim. Included in this category are assaults to commit robbery and attempted robberies.

Analysis

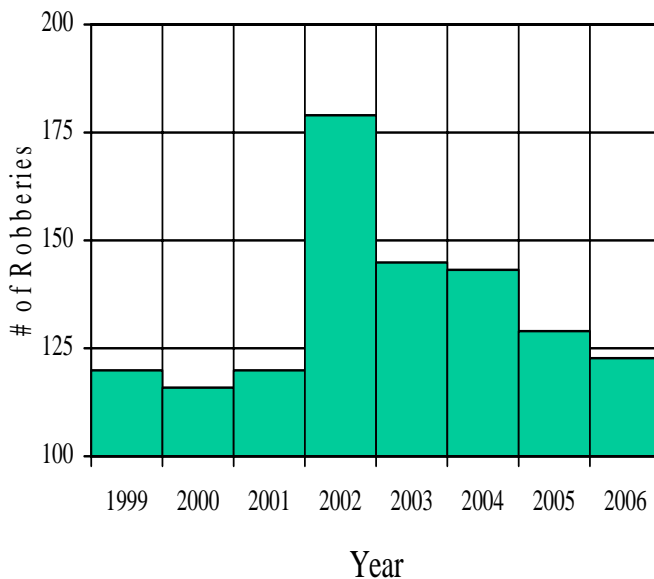
Volume

The number of robberies committed in McAllen in 2006 was 123. This represents 4.7 percent decrease when compared to 2005. The month of April had the highest number of robberies, and the month of October and November had the lowest number of robberies.

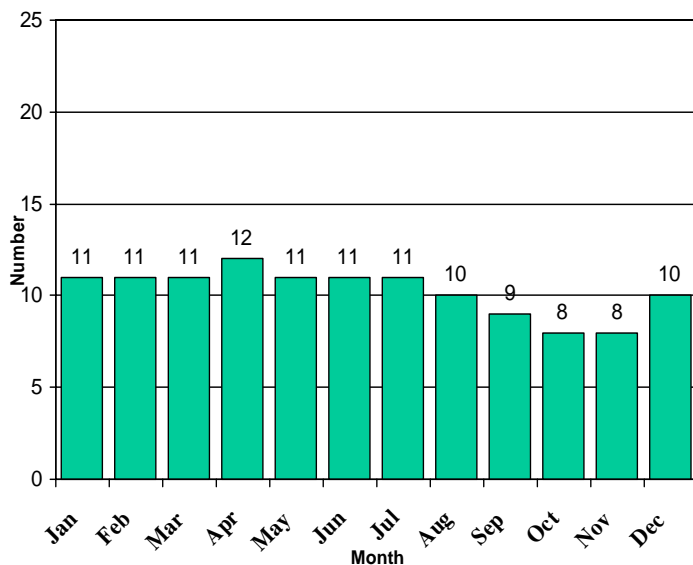
Rate

The robbery rate for McAllen in 2006 was 97.17 robberies for every 100,000 persons. The change in the rate of robbery from 2005 was a decrease of 7 percent.

Robbery 1999-2006



Reported Robberies by Month 2006

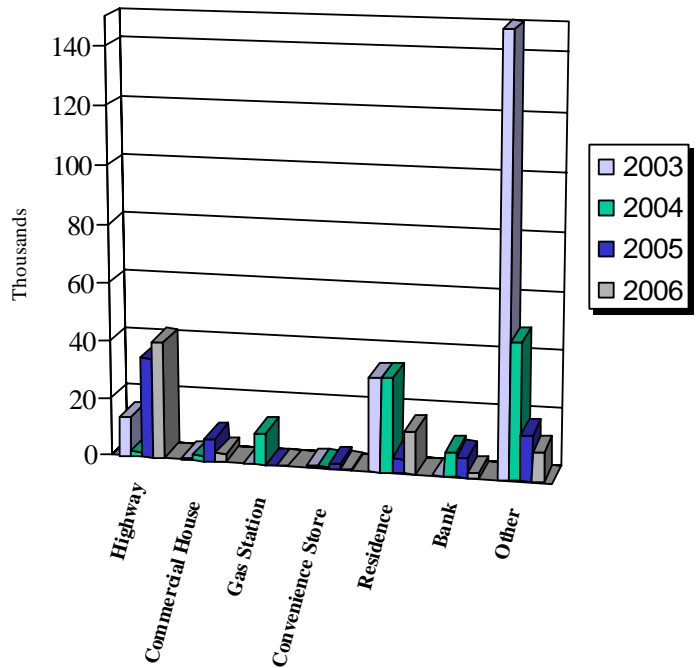


Nature

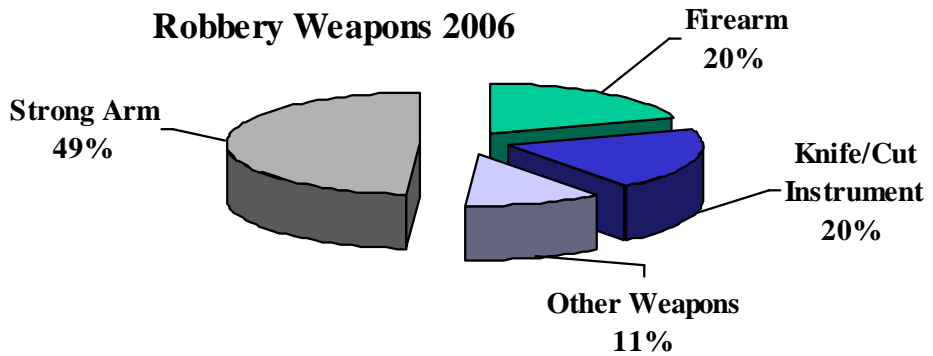
In 2006, property loss during the commission of robberies amounted to \$69,233. The amount stolen in dollar value during robberies averaged \$562.87 per incident.

Of all reported robberies in 2006, 49 percent were committed using strong arm tactics. Firearms were used in 20 percent of the robberies. Knives/Cutting Instruments were used in 20 percent of the robberies, and other dangerous weapons were used in 11 percent of the robberies.

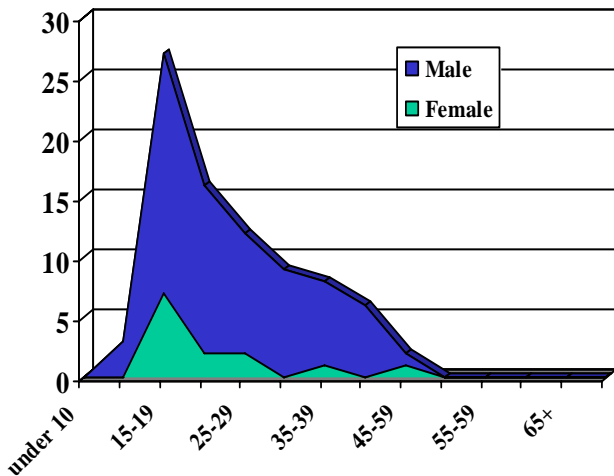
Robbery Value Losses by Location



Robbery Weapons 2006



Robbery Arrestees by Age and Gender 2006



Persons Arrested

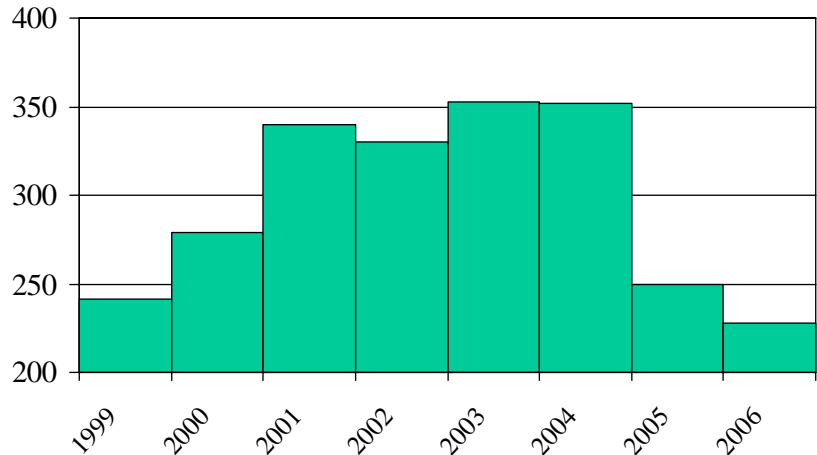
The number of persons arrested for robbery in 2006 totaled 83. The age group representing the largest number of robbery arrestees was the 15-19 year-old group.

Aggravated Assault

Definition

Aggravated Assault is defined in the Uniform Crime Reporting program as an unlawful attack by one person upon another for the purpose of inflicting severe or aggravated bodily injury. This type of assault is usually accompanied by the use of a weapon or by means likely to produce death or great bodily harm. Statistics for aggravated assault include attempts to commit aggravated assault.

Aggravated Assault 1999-2006



Analysis

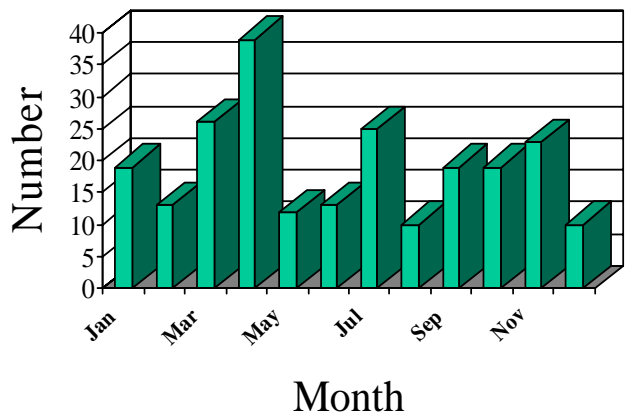
Volume

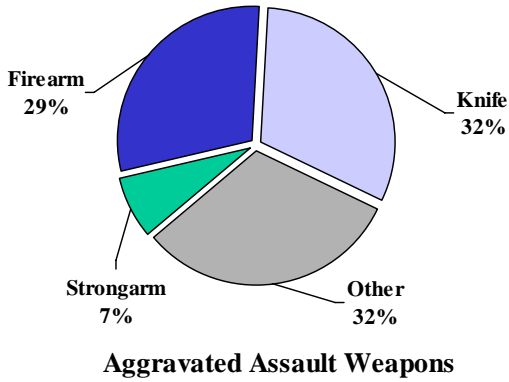
The number of aggravated assaults committed in 2006 was 228. This represents a 8.8 percent decrease from the 250 reported in 2005. More aggravated assaults occurred in April than any other month, and August and December had the fewest aggravated assaults.

Rate

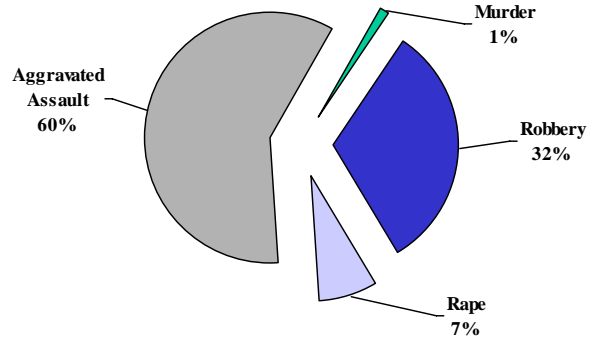
The aggravated assault rate for McAllen in 2006 was 180.12 per 100,000 persons. The rate decreased 11 percent from 2005.

Aggravated Assault by Month 2006





Aggravated Assault as a Percentage of all Violent Crimes



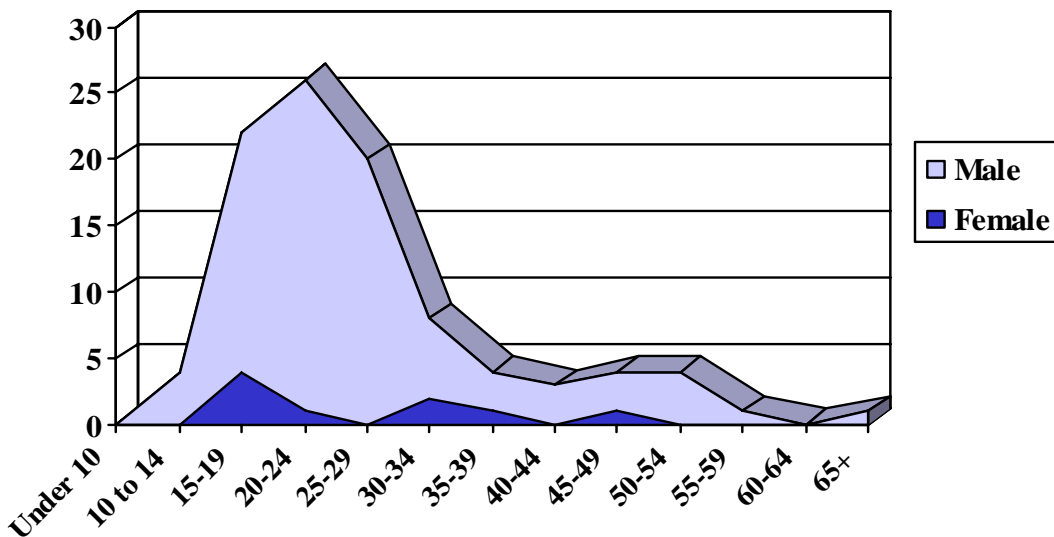
Nature

Of all aggravated assaults, 29 percent were committed with the use of a firearm. Strong arm tactics represented 7 percent. Knives or other cutting instruments were used in 32 percent of the aggravated assaults, and other dangerous weapons were used in the remaining 32 percent. The use or attempted use of a dangerous weapon in an assault or the serious injury inflicted by hands, fists or feet is what separates this index offense from assaults categorized as “simple assaults.” Citizens of McAllen reported 1882 simple assaults in 2006.

Persons Arrested

McAllen Law Enforcement officers arrested 101 people for aggravated assault in 2006. Of the persons arrested 9 of the perpetrators were female, and 92 were male. The age group with the highest number of aggravated assault arrestees was the age group between 20-24 for males and the age group between 15-19 for females.

Aggravated Assault Arrestees by Age and Gender



Burglary

Definition

Burglary, for Uniform Crime Reporting purposes, is the unlawful entry of a structure with the intent to commit a felony or a theft. While the use of force to gain entry is not required to classify an offense as burglary, attempted forcible entries to commit burglary are counted in this crime's statistics.

Analysis

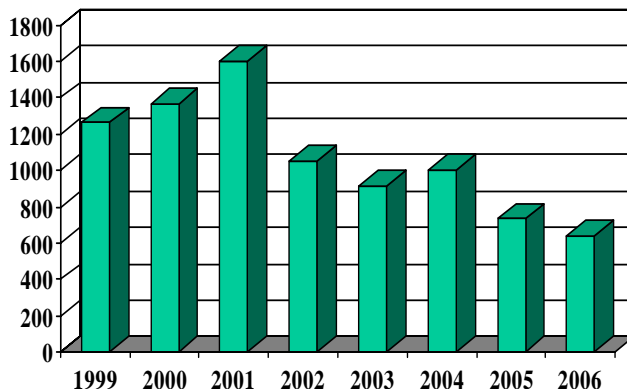
Volume

The number of burglaries committed in McAllen in 2006 was 637. This represents a 13.2 percent decrease when compared to the burglaries committed in 2005. More burglaries were committed in May than any other month. The month with the fewest burglaries was October

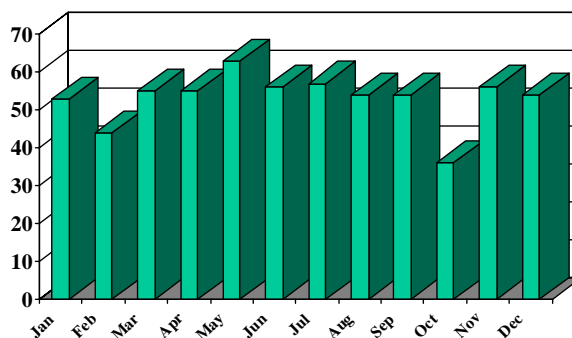
Rate

The 2006 burglary rate was 503.23 burglaries for every 100,000 persons. The change in the burglary rate from 2005 shows an decrease of 15.4 percent.

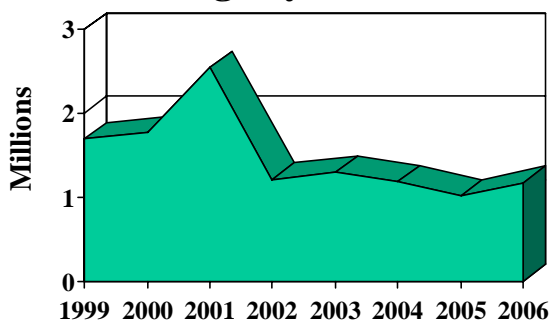
Burglary Offenses 1999-2006



Burglary by Month 2006



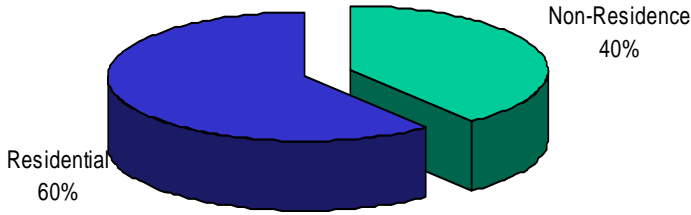
Value Lost to Burglary 1999-2006



Value

In 2006, McAllen burglary victims suffered losses totaling \$1,170,238. This total represented an increase of 16.8 percent.

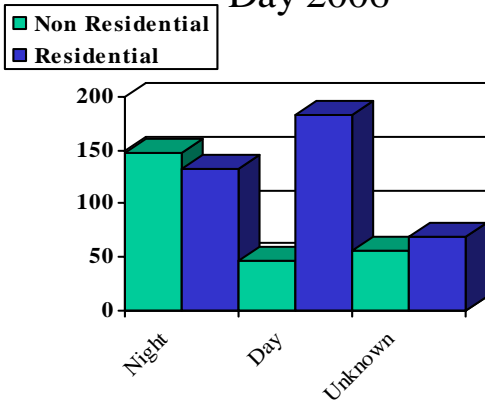
Burglary by Location 2006



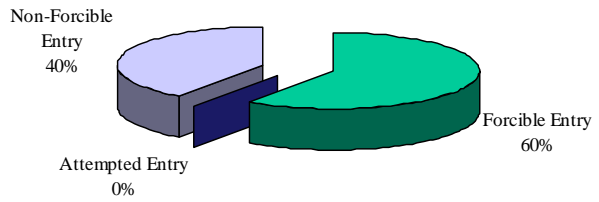
Nature

Of all reported burglaries in 2006, 60 percent occurred, at residences. Forcible entry accounted for 60 percent of all burglaries, while 40 percent were unlawful entries without force, and the remainder were forcible entry attempts. Of the offenses for which the time of occurrence was known, 36 percent occurred during the day, and 44 percent occurred during the night.

Burglary Offenses by Time of Day 2006



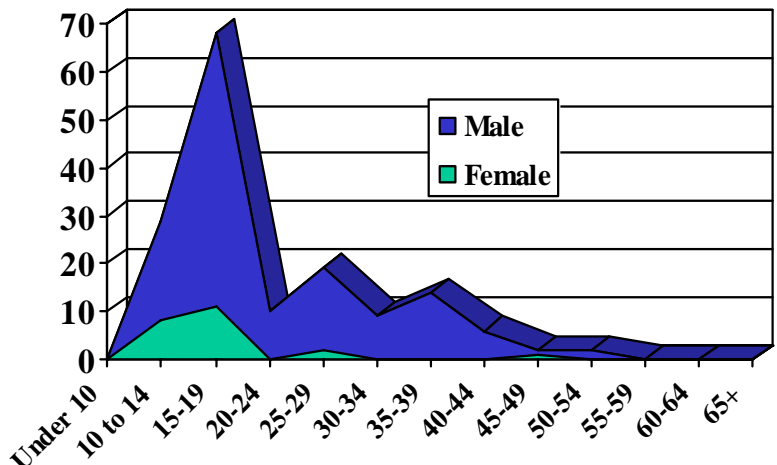
Burglary by Methods 2006



Persons Arrested

In 2006, 159 people were arrested for burglary. Of the people arrested 137 were male, and 22 were female. The age group with the largest number of burglary arrestees was the 15-19 year old for male group and for females 15-19 age group.

Burglary Arrestees by Age and Gender 2006



Larceny/Theft

Definition

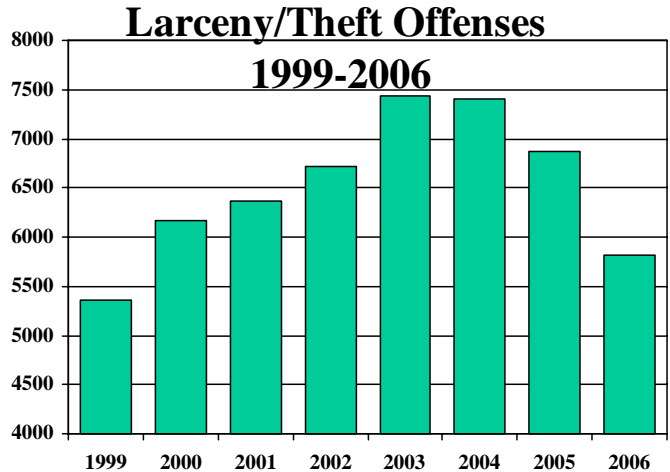
Larceny/Theft, in the Uniform Crime Reporting program, is the unlawful taking, carrying, leading, or riding away of property from the possession or constructive possession of another. Larceny/Theft includes crimes such as shoplifting, pocket-picking, purse snatching, thefts from motor vehicles, theft of motor vehicle parts and accessories, bicycle thefts, and other things of value in which no use of force, violence or fraud occurs.

In the UCR program, this crime classification does not include embezzlement, “con” games, forgery and the passing of worthless checks. Motor vehicle theft is not included in this category as it is a separate index crime offense.

Analysis

Volume

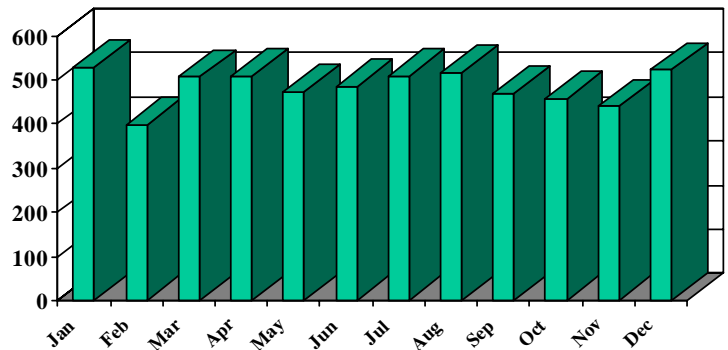
The number of thefts committed in McAllen in 2006 was 5820, making this the largest crime category of the Index Crimes. The volume of theft decreased 15.4 percent when compared to 2005. More thefts were committed in January than any other month. The fewest thefts occurred in February. It is reasonable to expect that many offenses in this category, particularly where the value of goods stolen is small, are never reported to police agencies.



Rate

The 2006 theft rate for McAllen was 4597.8 thefts per 100,000 persons. The change in theft rate from 2005 was a decrease of 17.5 percent.

Theft by Month 2006



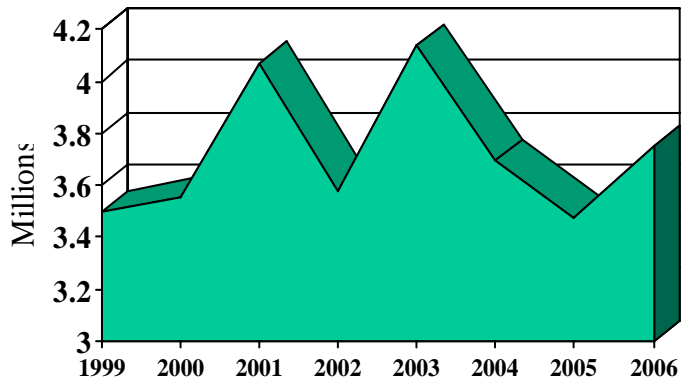
Nature

In 2006, theft victims suffered losses totaling \$3,750,362. The average dollar loss per theft was \$644.39.

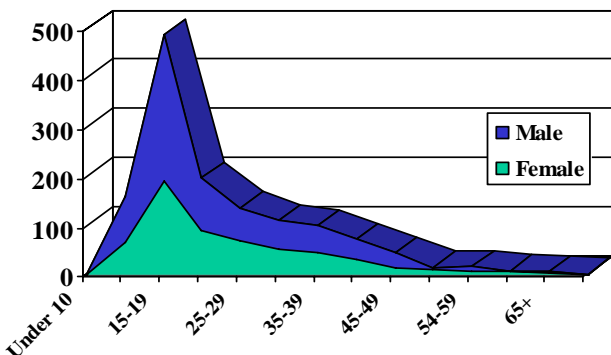
For data collection, larceny-theft is divided into nine categories: pocket-picking, purse-snatching, shoplifting, thefts from motor vehicles, theft of motor vehicle parts, theft of bicycles, theft from buildings, theft from coin-operated machines, and all other thefts (except motor vehicles.) Of the nine theft categories, the highest average theft was the theft from Other's category which yielded an average of \$1,389.56 per reported occurrence followed by thefts from autos at \$685.29. Buildings thefts averaged \$637.60 per report, and for pick-pocketing was \$503.75. Theft of auto parts averaged \$392.29 per report, while purse-snatching was \$213.50. Theft of bicycles was \$173.02. Shoplifting had an average of \$126.36. The lowest average per report was from coin operated machines at \$6.11.

Value of Property Stolen in Theft			
Type of Theft	Offenses	Property Value	Average Loss
Pick Pocket	8	\$4,030	\$503.75
Purse Snatching	12	\$2,562	\$213.5
Shoplifting	1542	\$194,840	\$126.36
From Autos	953	\$653,077	\$685.29
Auto Parts	1394	\$532,916	\$392.29
Bicycles	114	\$19,724	\$173.02
From Buildings	188	\$119,869	\$637.60
From Coin-Operated Machines	9	\$55	\$6.11
Other	1600	\$2,223,289	\$1,389.56
Total	5820	\$3,750,362	\$644.39

Value Lost to Larceny/Theft 1999-2006



Larceny/Theft Arrestees by Age and Gender



Persons Arrested

McAllen Law Enforcement officers made 1341 theft arrests during 2006. Of the subjects arrested for theft during 2006, 574 were female and 767 were male. The age group with the largest number of theft arrestees was the 15-19 year old group with a total of 489 subjects arrested.

Motor Vehicle Theft

Definition

Motor Vehicle Theft, for UCR purposes, is the theft or attempted theft of a motor vehicle. A motor vehicle is defined as a self-propelled vehicle that travels on the surface but not on rails. Specifically excluded from this category are motor boats, construction equipment, airplanes, and farming equipment.

Analysis

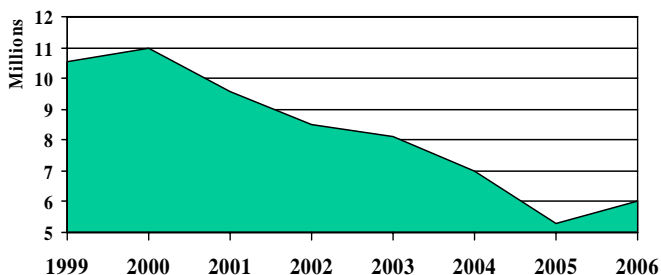
Volume

The number of motor vehicle thefts committed in McAllen in 2006 was 469. The volume of motor vehicle theft decreased 18.6 percent when compared to 2005. More motor vehicle thefts were committed in October than any other month, while the fewest occurred in February.

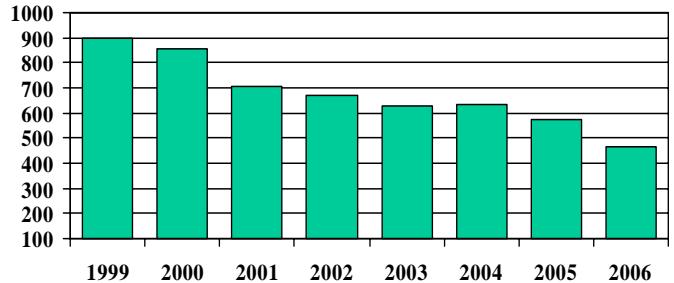
Rate

The motor vehicle theft rate for McAllen in 2006 was 370.51 thefts per 100,000 persons. The change in motor vehicle theft decreased 20.6 percent when compared to 2005.

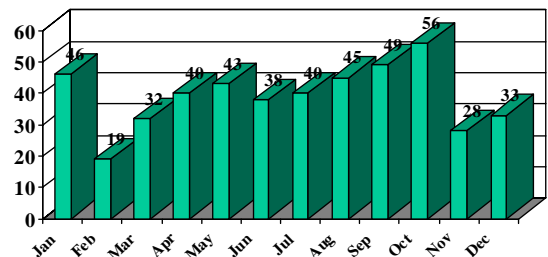
Motor Vehicle Value at Time of Theft 1999-2006



Motor Vehicle Theft 1999-2006



Motor Vehicle Theft by Month 2006



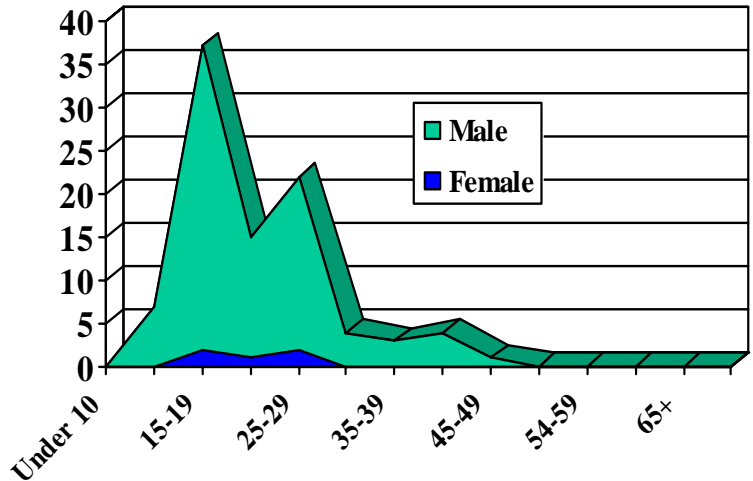
Nature

In 2006, motor vehicle theft victims suffered losses totaling \$6,017,850. The average dollar loss per vehicle was \$12,831.24. Of the types of motor vehicles reported to be stolen, 49 percent were autos, 47 percent were trucks/buses, and the remainder are classed as 'other vehicles.' The 'other vehicle' classification includes all other motor vehicles included in the UCR definition, such as snowmobiles, motorcycles, motor scooters, trail bikes, mopeds, golf carts, and the like.

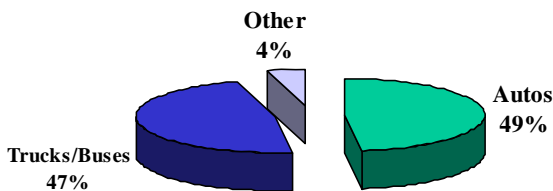
Persons Arrested

In 2006, McAllen Law Enforcement Officers arrested 93 people for motor vehicle theft. Of the motor vehicle theft arrestees, 88 were male, and 5 were female. The age group with the largest number of arrestees were the 15-19 year old age group.

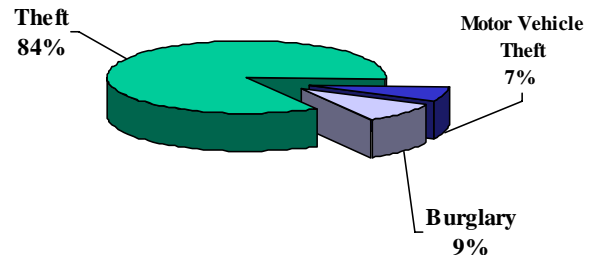
MVT Arrestees by Age and Gender



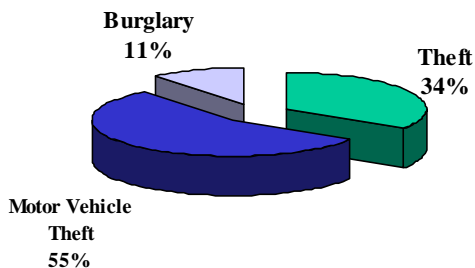
Motor Vehicle Theft by Type Stolen



MVT as a Percentage of Property Crime by Volume 2006



MVT as a Percentage of Property Crime by Value 2006





Selected Non-Index Crimes

Selected Non-Index Crimes

DWI Arrests

Definition

For UCR purposes, Driving While Under the Influence (DWI) is the driving or operating any motor vehicle or common carrier while under the influence of liquor or narcotics.

Analysis

Volume

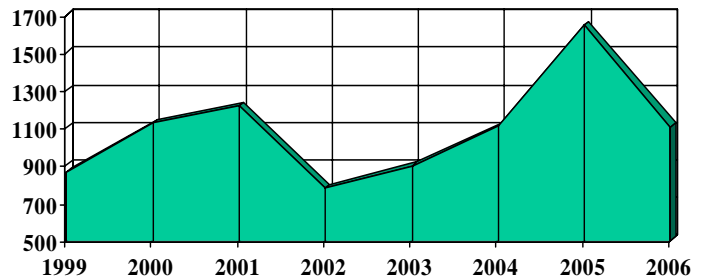
As with Part II non-index crimes, information on the number of reported crimes is not collected by the UCR program for this offense. However, the number of person arrested for this crime is collected.

The number of arrests for DWI in McAllen in 2006 was 1106. The volume of arrests decreased 32 percent in comparison to 2005.

Rate

The 2006 DWI arrest rate was 873.74 per 100,000 persons. When compared to 2005, this was a decrease of 34 percent.

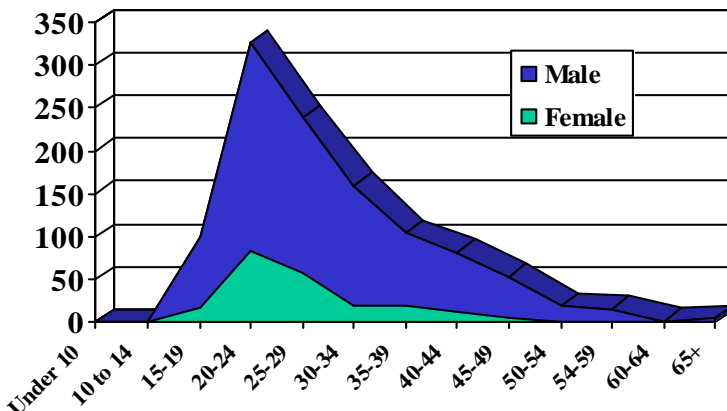
DWI Arrests 1999-2006



Nature

Any consideration of the number and rate of DWI arrests must be reconciled with the fact that many factors control the ability of law enforcement officers to detect drunken drivers. Among the significant factors which drive the DWI arrest rate are these: media coverage of the DWI problem, public awareness, availability of funds for patrol officer overtime, and the skill and training in DWI detection of officers.

DWI Arrestees by Age and Gender



Persons Arrested

Of the 1106 persons arrested for DWI in 2006, 224 were female and 882 were male. The age group with the highest number of DWI arrestees was the 20-24 year old group.

Drug Abuse Arrests

Definition

For UCR purposes, drug abuse encompasses all violations of the narcotic drug laws. These are offenses such as unlawful possession, sale, use, growing and manufacturing of narcotic drugs.

In this report, these violations are summarized to include all drug abuse arrests (grand total drug abuse), sale and manufacturing arrests, and drug possession arrests.

As with all Part II non-index crimes, information on the number of reported crimes is not collected for the UCR program. However, the number of persons arrested for these crimes is collected.

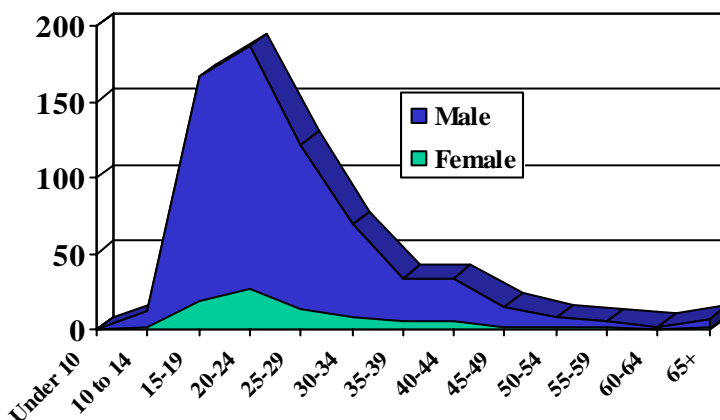
Arrests

The reported number of arrests for possession of drugs in McAllen in 2006 was 663. Of the arrestees, 86 were female and 576 were male. The age group with the largest number of persons arrested for drug possession violations was the 20-24 year old group. The largest number of possession arrests came from marijuana at 79 percent, followed by cocaine at 21 percent, and the remaining percentage was comprised of synthetic or other drug types.

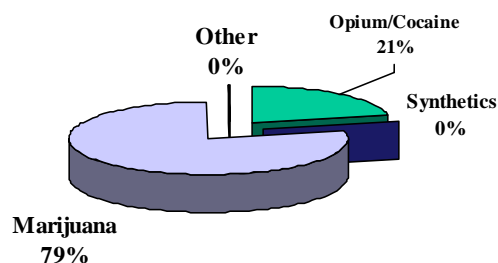
For 2006 fifty arrests were made for the sale and/or manufacturing of narcotics. Of those fifty arrests, involved marijuana and cocaine.

The age group with the highest number of drug arrests was the 20-24 year old group.

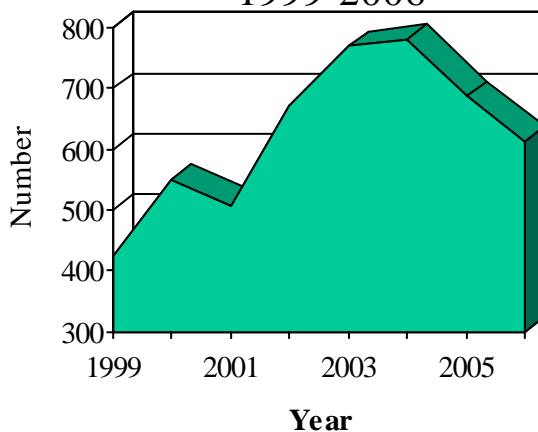
Drug Abuse Arrestees
by Age and Gender 2006



Drug Possession Arrests by Drug Type 2006



Drug Possession Arrests
1999-2006



Drug Seizures

Purpose

Drug seizure information is presented in compliance with Article 4476-15 5.14 VACS and its requirement that “All law enforcement agencies in this state shall file monthly with the (DPS) Director a report of all arrests for drug offenses made and quantities of controlled substances seized by them during the preceding month.”

Type and Quantity of Drugs Seized		
Class	Type	Quantity
Cannabinoids	Marijuana	14,809 Pounds
Opiates	Heroin	0 Kilograms
Cocaine	Cocaine	927 Pounds
	Crack	0 grams
Hallucinogens	Designer Drugs	221 grams
Other Drugs	Barbiturates	0 grams
	Amphetamines	0 grams
	Meth-amphetamines	1.5 grams

Quantities

The above chart displays the quantity of illegal drugs seized by the Special Investigations Unit. Amounts are rounded. Dose units refer to one pill, tablet, capsule or other single user quantity. The Special Investigations Unit is a unit of the McAllen Police Department that conducts drug enforcement in McAllen as well as other duties.

Weapons Arrests

Definition

Weapons: Carrying, possessing includes all violations and attempted violations of regulations or statutes controlling the carrying, using, possessing, furnishing, and manufacturing of deadly weapons or silencers. As with all Part II non-index crimes, the UCR program collects only reports of arrests for this offense.

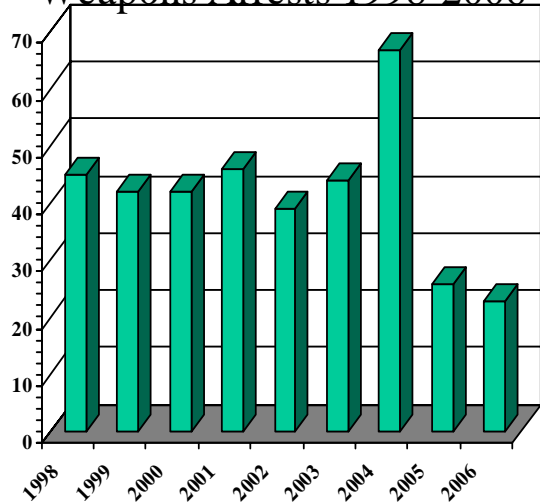
Analysis

As indicated earlier, Firearms were the murder weapon of choice in 100 percent of McAllen murders.

Volume and Rate

In 2006, 23 arrests for weapon violations were reported. The number of arrests decreased 11 percent from 2005. The 2006 weapons arrest rate was 18.17 arrests per 100,000 persons.

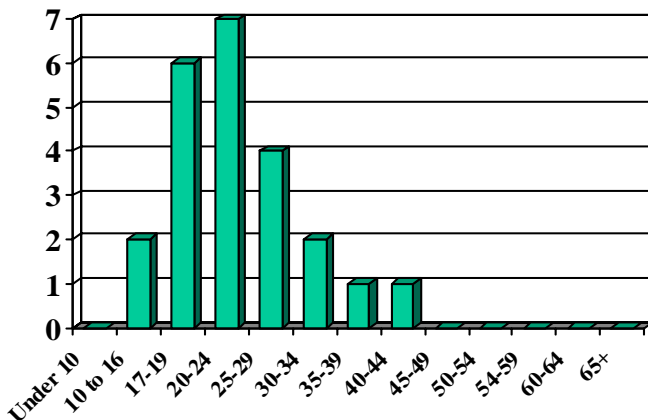
Weapons Arrests 1998-2006



Persons Arrested

Twenty-two males were arrested for weapons charges. The largest age group of arrestees for weapon violations was the 20-24 year old group.

Weapons Arrestees by Age





Calls for Service

McAllen Calls for Service Clock 2006



During 2006, the department responded to 164,108 calls for service. This represents an increase of 11 percent when compared to 2005.

One
CALL FOR SERVICE
Every 3.20 minutes

This mode of display represents the annual ratio of calls for service to fixed time intervals.

This is an aggregate representation of data, it is designed to convey the annual service call experience by showing the relative frequency of occurrence.

One
TRAFFIC STOP
Every 13.70 minutes

One
CRIMES AGAINST PROPERTY
Every 37.95 minutes

One
SUSPICIOUS PERSON / CIRCUMSTANCE
Every 38.70 minutes

One
ASSISTANCE TO THE PUBLIC
Every 14.73 minutes

One
DISTURBANCE
Every 49.47 minutes

One
ALARM CALLS
Every 25.49 minutes

One
TRAFFIC ACCIDENT
Every 58.20 minutes

One
TRAFFIC FLOW PROBLEM
Every 47.75 minutes

One
FALSE/UNKNOWN 911 CALL
Every 2.26 hours

One
CRIME AGAINST A PERSON
Every 2.32 hours

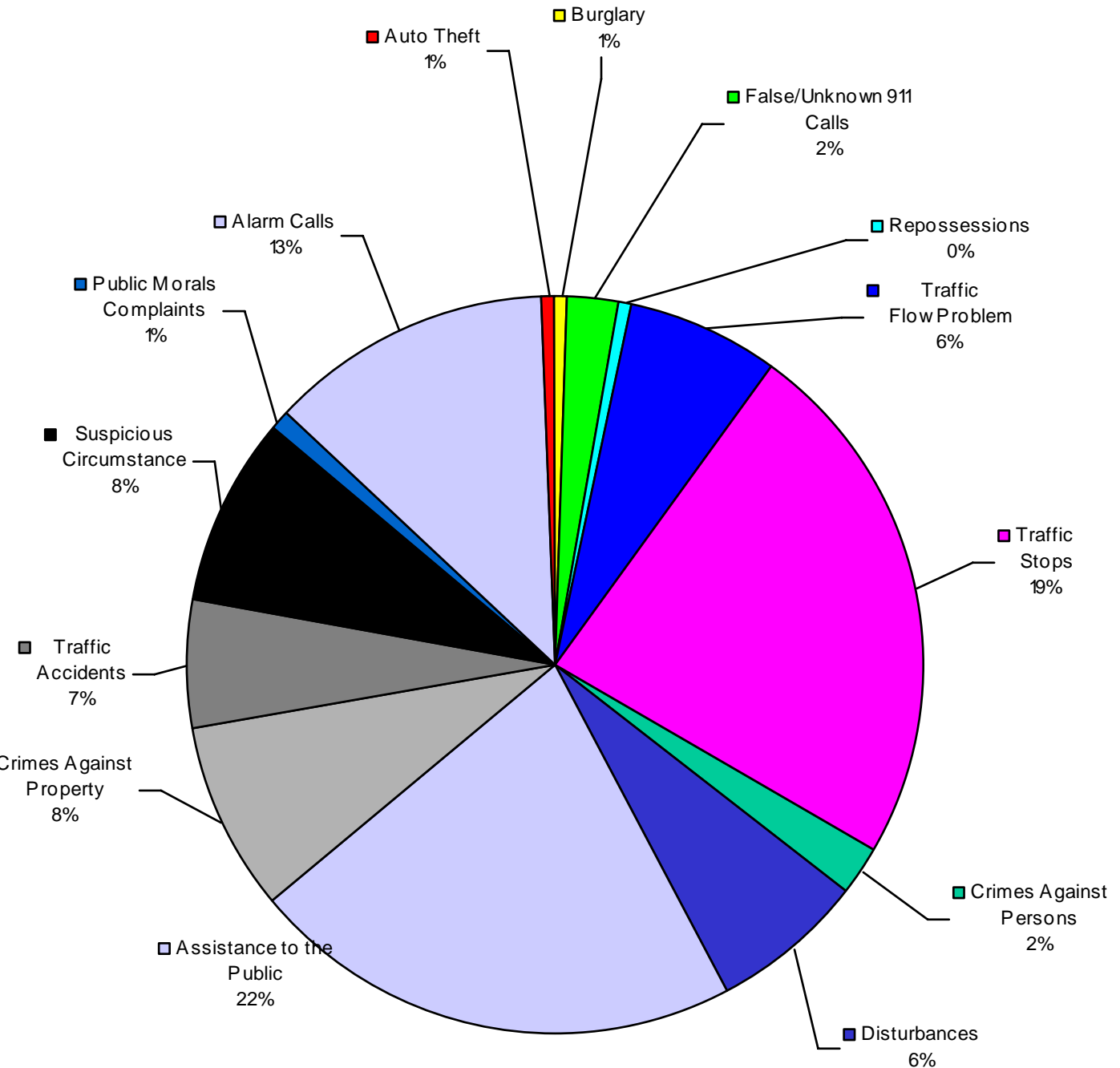
One
BURGLARY
Every 9.85 hours

One
AUTO THEFT
Every 9.62 hours

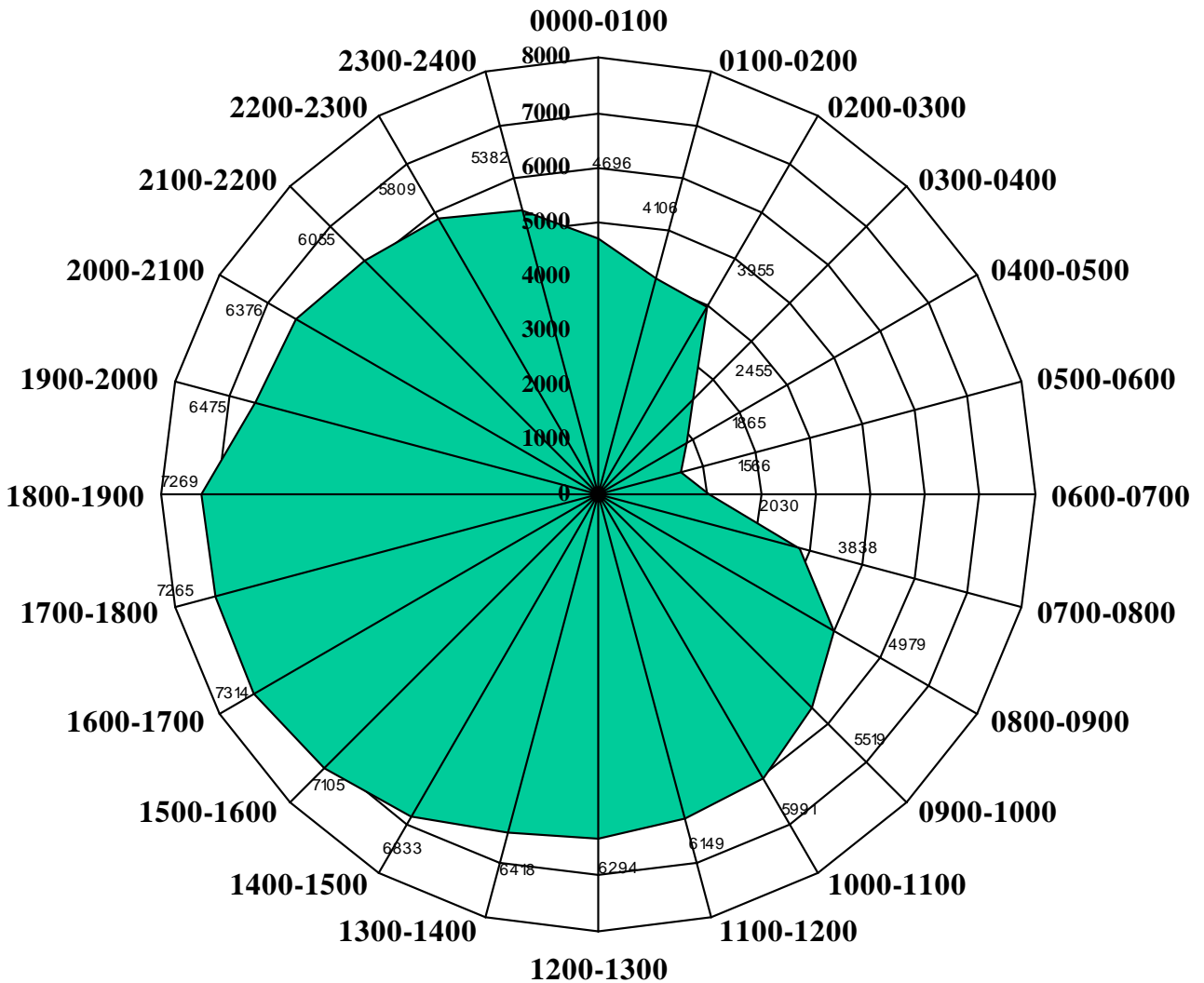
One
PUBLIC MORALS COMPLAINT
Every 6.53 hours

One
REPOSSESSION
Every 15.93 hours

Calls for Service 2006



Total Calls for Service by Hour 2006





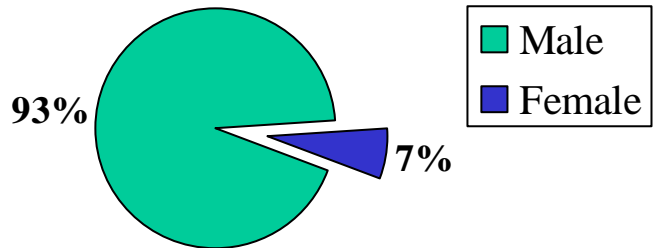
Law Enforcement Personnel

Law Enforcement Personnel 2006

Commissioned Personnel

The McAllen Police Department employs 257 full-time sworn officers. The average number of officers per 1000 citizens of McAllen is 2.03. Of the 257 officers, 93 percent are male and 7 percent are female. The City of McAllen is currently authorized 268 sworn officers, and is at 96 percent of full strength.

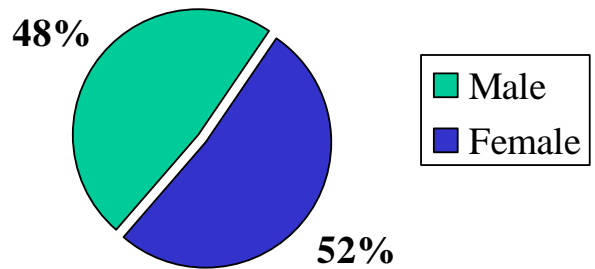
Percentage of Male and Female Sworn Officers



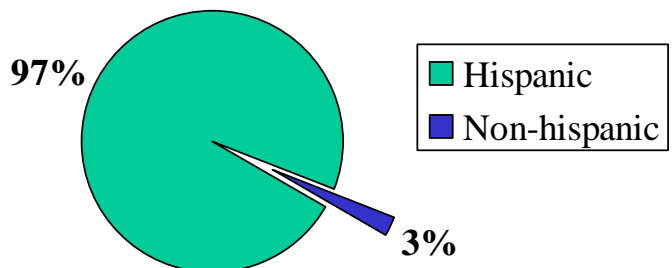
Civilian Personnel

The McAllen Police Department employs 132 civilian employees, which include Community Service Specialists, Emergency Communications Specialists, Custodians, Records Clerks, Administrative Assistants, Secretaries, Crime Statistician, Animal Wardens, and Fleet Maintenance Personnel. 132 of the civilian employees are non-exempt, and 4 are exempt employees. Of the civilian employees 48 percent are male and 52 percent are female. The Police Department is authorized 136 civilian employees.

Percentage of Male and Female Civilian Employees



Employee Ethnicity





McAllen Arrest Data

2006

Summary of Arrest Data 2006

CLASSIFICATION OF OFFENSES	JUVENILE	13.57%	ADULT	86.43%	TOTAL	
MURDER & NON-NEGLIGENT MANSLAUGHTER	0	0.00%	2	0.03%	2	0.03%
MANSLAUGHTER BY NEGLIGENCE	0	0.00%	2	0.03%	2	0.03%
FORCIBLE RAPE	0	0.00%	13	0.22%	13	0.19%
ROBBERY	15	1.62%	68	1.15%	83	1.22%
AGGRAVATED ASSAULT	12	1.29%	89	1.51%	101	1.48%
BURGLARY-BREAKING OR ENTERING	64	6.90%	95	1.61%	159	2.33%
LARCENY-THEFT (EXCEPT MOTOR VEHICLE)	373	40.24%	968	16.40%	1341	19.64%
MOTOR VEHICLE THEFT	26	2.80%	67	1.14%	93	1.36%
OTHER ASSAULTS	49	5.29%	448	7.59%	497	7.28%
ARSON	2	0.22%	1	0.02%	3	0.04%
FORGERY & COUNTERFEITING	1	0.11%	19	0.32%	20	0.29%
FRAUD	0	0.00%	30	0.51%	30	0.44%
EMBEZZLEMENT	1	0.11%	3	0.05%	4	0.06%
STOLEN PROPERTY; BUYING, RECEIVING, POSSESSING	0	0.00%	0	0.00%	0	0.00%
VANDALISM	0	0.00%	0	0.00%	0	0.00%
WEAPONS; CARRYING, POSSESSING, ETC.	2	0.22%	21	0.36%	23	0.34%
PROSTITUTION AND COMMERCIALIZED VICE	0	0.00%	1	0.02%	1	0.01%
SEX OFFENSES (EXCEPT FORCED RAPE & PROSTITUTION)	4	0.43%	17	0.29%	21	0.31%
DRUG ABUSE VIOLATIONS GRAND TOTAL	51	5.50%	612	10.37%	663	9.71%
(1) SALE/MANUFACTURING SUBTOTAL	2	0.22%	48	0.81%	50	0.73%
OPIUM, COCAINE AND THEIR DERIVATIVES	2	0.22%	43	0.73%	45	0.66%
MARIJUANA	0	0.00%	5	0.08%	5	0.07%
SYNTHETIC/MANUFACTURED DRUGS	0	0.00%	0	0.00%	0	0.00%
OTHER DANGEROUS NON-NARCOTIC DRUGS	0	0.00%	0	0.00%	0	0.00%
(2) POSSESSION SUBTOTAL	49	5.29%	564	9.55%	613	8.98%
OPIUM, COCAINE AND THEIR DERIVATIVES	4	0.43%	127	2.15%	131	1.92%
MARIJUANA	45	4.85%	436	7.39%	481	7.04%
SYNTHETIC/MANUFACTURED DRUGS	0	0.00%	0	0.00%	0	0.00%
OTHER DANGEROUS NON-NARCOTIC DRUGS	0	0.00%	1	0.02%	1	0.01%
GAMBLING GRAND TOTAL	0	0.00%	0	0.00%	0	0.00%
BOOKMAKING (HORSE AND SPORT BOOK)	0	0.00%	0	0.00%	0	0.00%
NUMBERS AND LOTTERY	0	0.00%	0	0.00%	0	0.00%
ALL OTHER GAMBLING	0	0.00%	0	0.00%	0	0.00%
OFFENSES AGAINST FAMILY AND CHILDREN	0	0.00%	12	0.20%	12	0.18%
DRIVING UNDER THE INFLUENCE	6	0.65%	1100	18.63%	1106	16.19%
LIQUOR LAWS	0	0.00%	11	0.19%	11	0.16%
DRUNKNESS	11	1.19%	1353	22.92%	1364	19.97%
DISORDERLY CONDUCT	6	0.65%	88	1.49%	94	1.38%
VAGRANCY	0	0.00%	0	0.00%	0	0.00%
ALL OTHER OFFENSES (EXCEPT TRAFFIC)	107	11.54%	883	14.96%	990	14.50%
CURFEW AND LOITERING LAW VIOLATIONS	0	0.00%	0	0.00%	0	0.00%
RUN-AWAYS	197	21.25%	0	0.00%	197	2.89%
TOTAL ARRESTS	927	100%	5903	100%	6830	100%
LARCENY - THEFT/Burglary		47.14%				
RUN-AWAYS		21.25%				
DRUG ABUSE VIOLATIONS GRAND TOTAL		5.50%				
LIQUOR LAWS				41.74%		
LARCENY - THEFT/Burglary				18.01%		
DRUG ABUSE VIOLATIONS GRAND TOTAL				10.37%		
TOTAL		73.89%		70.12%		

Male Juvenile Arrests 2006

CLASSIFICATION OF OFFENSES	< 10	10-12	13-14	15	16	TOTAL
MURDER & NONNEGLIGENT MANSLAUGHTER						0
MANSLAUGHTER BY NEGLIGENCE						0
FORCIBLE RAPE						0
ROBBERY			3	6	2	11
AGGRAVATED ASSAULT		2	2	4	3	11
BURGLARY-BREAKING OR ENTERING		12	9	16	12	49
LARCENY-THEFT (EXCEPT MOTOR VEHICLE)		21	71	64	69	225
MOTOR VEHICLE THEFT		2	5	2	15	24
OTHER ASSAULTS		3	7	11	7	28
ARSON			2			2
FORGERY & COUNTERFEITING					1	1
FRAUD						0
EMBEZZLEMENT					1	1
STOLEN PROPERTY; BUYING, RECEIVING, POSSESSING						0
VANDALISM						0
WEAPONS; CARRYING, POSSESSING, ETC.		1			1	2
PROSTITUTION AND COMMERCIALIZED VICE						0
SEX OFFENSES (EXCEPT FORCED RAPE & PROSTITUTION)			2	1	1	4
DRUG ABUSE VIOLATIONS GRAND TOTAL			11	17	17	45
(1) SALE/MANUFACTURING SUBTOTAL						0
OPIUM, COCAINE AND THEIR DERIVATIVES						0
MARIJUANA						0
SYNTHETIC/MANUFACTURED DRUGS						0
OTHER DANGEROUS NON-NARCOTIC DRUGS						0
(2) POSSESSION SUBTOTAL			11	17	17	45
OPIUM, COCAINE AND THEIR DERIVATIVES				1	1	2
MARIJUANA			11	16	16	43
SYNTHETIC/MANUFACTURED DRUGS						0
OTHER DANGEROUS NON-NARCOTIC DRUGS						0
GAMBLING TOTAL						0
BOOKMAKING (HORSE AND SPORT BOOK)						0
NUMBERS AND LOTTERY						0
ALL OTHER GAMBLING						0
OFFENSES AGAINST FAMILY AND CHILDREN						0
DRIVING UNDER THE INFLUENCE					6	6
LIQUOR LAWS						0
DRUNKNESS			1		5	6
DISORDERLY CONDUCT		1	2			3
VAGRANCY						0
ALL OTHER OFFENSES (EXCEPT TRAFFIC)		4	24	42	21	91
CURFEW AND LOITERING						0
RUN-AWAYS	1	15	24	29	15	84
TOTAL	1	61	163	192	176	593

Female Juvenile Arrests 2006

CLASSIFICATION OF OFFENSES	< 10	10-12	13-14	15	16	TOTAL
MURDER & NONNEGLIGENT MANSLAUGHTER						0
MANSLAUGHTER BY NEGLIGENCE						0
FORCIBLE RAPE						0
ROBBERY				3	1	4
AGGRAVATED ASSAULT				1		1
BURGLARY-BREAKING OR ENTERING			8	5	2	15
LARCENY-THEFT (EXCEPT MOTOR VEHICLE)		17	48	40	43	148
MOTOR VEHICLE THEFT				2		2
OTHER ASSAULTS			7	8	6	21
ARSON						0
FORGERY & COUNTERFEITING						0
FRAUD						0
EMBEZZLEMENT						0
STOLEN PROPERTY; BUYING, RECEIVING, POSSESSING						0
VANDALISM						0
WEAPONS; CARRYING, POSSESSING, ETC.						0
PROSTITUTION AND COMMERCIALIZED VICE						0
SEX OFFENSES (EXCEPT FORCED RAPE & PROSTITUTION)						0
DRUG ABUSE VIOLATIONS GRAND TOTAL			1	3	2	6
(1) SALE/MANUFACTURING SUBTOTAL				1	1	2
OPIUM, COCAINE AND THEIR DERIVATIVES				1	1	2
MARIJUANA						0
SYNTHETIC/MANUFACTURED DRUGS						0
OTHER DANGEROUS NON-NARCOTIC DRUGS						0
(2) POSSESSION SUBTOTAL			1	2	1	4
OPIUM, COCAINE AND THEIR DERIVATIVES				1	1	2
MARIJUANA			1	1		2
SYNTHETIC/MANUFACTURED DRUGS						0
OTHER DANGEROUS NON-NARCOTIC DRUGS						0
GAMBLING TOTAL						0
BOOKMAKING (HORSE AND SPORT BOOK)						0
NUMBERS AND LOTTERY						0
ALL OTHER GAMBLING						0
OFFENSES AGAINST FAMILY AND CHILDREN						0
DRIVING UNDER THE INFLUENCE						0
LIQUOR LAWS						0
DRUNKNESS			1		4	5
DISORDERLY CONDUCT		1	2			3
VAGRANCY						0
ALL OTHER OFFENSES (EXCEPT TRAFFIC)		2	6	7	1	16
CURFEW AND LOITERING						0
RUN-AWAYS		9	47	25	32	113
TOTAL	0	29	120	94	91	334

Male Adult Arrests 2006

CLASSIFICATION OF OFFENSES	17	18	19	20	21	22	23	24	25-29	TOTAL
MURDER & NONNEGLIGENT MANSLAUGHTER										0
MANSLAUGHTER BY NEGLIGENCE										0
FORCIBLE RAPE				1	1				2	4
ROBBERY	4	2	6	3	6	2	1	2	10	36
AGGRAVATED ASSAULT	4	6	5	8	4	2	7	4	20	60
BURGLARY-BREAKING OR ENTERING	13	5	11	2	1	4	2	1	17	56
LARCENY-THEFT (EXCEPT MOTOR VEHICLE)	59	59	48	32	28	12	20	16	66	340
MOTOR VEHICLE THEFT	4	6	8	2	5		6	1	20	52
OTHER ASSAULTS	10	9	1	13	15	12	14	17	83	174
ARSON		1								1
FORGERY & COUNTERFEITING	1			1		1	1	1	1	6
FRAUD	1				1	2		1	6	11
EMBEZZLEMENT		1								1
STOLEN PROPERTY; BUYING, RECEIVING, POSSESSING										0
VANDALISM										0
WEAPONS; CARRYING, POSSESSING, ETC.	3	2	1	3		1	2	1	4	17
PROSTITUTION AND COMMERCIALIZED VICE										0
SEX OFFENSES (EXCEPT FORCED RAPE & PROSTITUTION)		2					1	1	1	5
DRUG ABUSE VIOLATIONS GRAND TOTAL	32	41	41	37	37	27	32	27	108	382
(1) SALE/MANUFACTURING SUBTOTAL	1	2	1	2		1	4	3	9	23
OPIUM, COCAINE AND THEIR DERIVATIVES	1	2		1		1	4	3	8	20
MARIJUANA			1	1					1	3
SYNTHETIC/MANUFACTURED DRUGS										0
OTHER DANGEROUS NON-NARCOTIC DRUGS										0
(2) POSSESSION SUBTOTAL	31	39	40	35	37	26	28	24	99	359
OPIUM, COCAINE AND THEIR DERIVATIVES	4	4	5	4	4	5	8	3	26	63
MARIJUANA	27	35	35	31	33	21	20	21	73	296
SYNTHETIC/MANUFACTURED DRUGS										0
OTHER DANGEROUS NON-NARCOTIC DRUGS										0
GAMBLING TOTAL										0
BOOKMAKING (HORSE AND SPORT BOOK)										0
NUMBERS AND LOTTERY										0
ALL OTHER GAMBLING										0
OFFENSES AGAINST FAMILY AND CHILDREN									2	2
DRIVING UNDER THE INFLUENCE	10	31	34	48	44	59	54	37	181	498
LIQUOR LAWS		3	1	1					2	7
DRUNKNESS	38	42	37	31	48	39	45	46	173	499
DISORDERLY CONDUCT		2	5	8	1	4		2	12	34
VAGRANCY										0
ALL OTHER OFFENSES (EXCEPT TRAFFIC)	28	32	27	40	41	31	35	30	130	394
TOTAL	207	244	225	230	232	196	220	187	838	2579

Male Adult Arrests 2006 cont.

CLASSIFICATION OF OFFENSES	30-34	35-39	40-44	45-49	50-54	55-59	60-64	65+	TOTAL
MURDER & NONNEGLIGENT MANSLAUGHTER	1	1							2
MANSLAUGHTER BY NEGLIGENCE			1						1
FORCIBLE RAPE	2	1		1	4	1			9
ROBBERY	9	7	6	1					23
AGGRAVATED ASSAULT	6	3	3	3	4	1		1	21
BURGLARY-BREAKING OR ENTERING	9	14	6	1	2				32
LARCENY-THEFT (EXCEPT MOTOR VEHICLE)	58	53	41	29	6	11	3	1	202
MOTOR VEHICLE THEFT	4	3	4	1					12
OTHER ASSAULTS	65	63	37	13	12	3	3	6	202
ARSON									0
FORGERY & COUNTERFEITING	2	2			1				5
FRAUD	5			2	2				9
EMBEZZLEMENT	1		1						2
STOLEN PROPERTY; BUYING, RECEIVING, POSSESSING									0
VANDALISM									0
WEAPONS; CARRYING, POSSESSING, ETC.	2	1							3
PROSTITUTION AND COMMERCIALIZED VICE									0
SEX OFFENSES (EXCEPT FORCED RAPE & PROSTITUTION)	4	3		1	2			1	11
DRUG ABUSE VIOLATIONS GRAND TOTAL	61	29	29	14	6	3	2	6	150
(1) SALE/MANUFACTURING SUBTOTAL	6	1	6	3	3				19
OPIUM, COCAINE AND THEIR DERIVATIVES	5		6	3	3				17
MARIJUANA	1	1							2
SYNTHETIC/MANUFACTURED DRUGS									0
OTHER DANGEROUS NON-NARCOTIC DRUGS									0
(2) POSSESSION SUBTOTAL	55	28	23	11	3	3	2	6	131
OPIUM, COCAINE AND THEIR DERIVATIVES	20	11	11	4	2	1		1	50
MARIJUANA	35	17	12	7	1	2	2	5	81
SYNTHETIC/MANUFACTURED DRUGS									0
OTHER DANGEROUS NON-NARCOTIC DRUGS									0
GAMBLING TOTAL									0
BOOKMAKING (HORSE AND SPORT BOOK)									0
NUMBERS AND LOTTERY									0
ALL OTHER GAMBLING									0
OFFENSES AGAINST FAMILY AND CHILDREN	2	2	4						8
DRIVING UNDER THE INFLUENCE	139	85	68	48	18	14	2	4	378
LIQUOR LAWS				1					1
DRUNKNESS	171	99	121	113	88	56	48	7	703
DISORDERLY CONDUCT	14	16	4	4	2	3	1	1	45
VAGRANCY									0
ALL OTHER OFFENSES (EXCEPT TRAFFIC)	111	73	60	37	20	16	11	6	334
TOTAL	666	455	385	269	167	108	70	33	2153

Female Adult Arrests 2006

CLASSIFICATION OF OFFENSES	17	18	19	20	21	22	23	24	25-29	TOTAL
MURDER & NONNEGLIGENT MANSLAUGHTER										0
MANSLAUGHTER BY NEGLIGENCE										0
FORCIBLE RAPE										0
ROBBERY	1	2			1		1		2	7
AGGRAVATED ASSAULT	2	1					1			4
BURGLARY -BREAKING OR ENTERING	4								2	6
LARCENY -THEFT (EXCEPT MOTOR VEHICLE)	51	34	22	28	19	19	15	8	69	265
MOTOR VEHICLE THEFT				1					2	3
OTHER ASSAULTS		2		6	3	4	2	1	14	32
ARSON										0
FORGERY & COUNTERFEITING			2				1		2	5
FRAUD		1	2	1		1				5
EMBEZZLEMENT										0
STOLEN PROPERTY ; BUYING, RECEIVING, POSSESSING										0
VANDALISM										0
WEAPONS; CARRYING, POSSESSING, ETC.										0
PROSTITUTION AND COMMERCIALIZED VICE									1	1
SEX OFFENSES (EXCEPT FORCED RAPE & PROSTITUTION										0
DRUG ABUSE VIOLATIONS GRAND TOTAL	5	4	5	6	7	6	3	5	14	55
(1) SALE/MANUFACTURING SUBTOTAL					1	1				2
OPIUM, COCAINE AND THEIR DERIVATIVES					1	1				2
MARIJUANA										0
SYNTHETIC/MANUFACTURED DRUGS										0
OTHER DANGEROUS NON-NARCOTIC DRUGS										0
(2) POSSESSION SUBTOTAL	5	4	5	6	6	5	3	5	14	53
OPIUM, COCAINE AND THEIR DERIVATIVES		1	1		1		1	1	3	8
MARIJUANA	5	3	4	6	5	5	2	4	11	45
SYNTHETIC/MANUFACTURED DRUGS										0
OTHER DANGEROUS NON-NARCOTIC DRUGS										0
GAMBLING TOTAL										0
BOOKMAKING (HORSE AND SPORT BOOK)										0
NUMBERS AND LOTTERY										0
ALL OTHER GAMBLING										0
OFFENSES AGAINST FAMILY AND CHILDREN	2									2
DRIVING UNDER THE INFLUENCE	1	7	10	20	18	19	14	13	57	159
LIQUOR LAWS	1			2						3
DRUNKNESS	6	5	13	11	10	6	10	4	18	83
DISORDERLY CONDUCT	1	1		1			1	1	2	7
VAGRANCY										0
ALL OTHER OFFENSES (EXCEPT TRAFFIC)	7	5	9	11	6	5	4	5	32	84
TOTAL	81	62	63	87	64	60	52	37	215	721

Female Adult Arrests 2006 cont.

CLASSIFICATION OF OFFENSES	30-34	35-39	40-44	45-49	50-54	55-59	60-64	65+	TOTAL
MURDER & NONNEGLIGENT MANSLAUGHTER									0
MANSLAUGHTER BY NEGLIGENCE	1								1
FORCIBLE RAPE									0
ROBBERY		1		1					2
AGGRAVATED ASSAULT	2	1		1					4
BURGLARY-BREAKING OR ENTERING				1					1
LARCENY-THEFT (EXCEPT MOTOR VEHICLE)	52	45	30	14	8	5	4	3	161
MOTOR VEHICLE THEFT									0
OTHER ASSAULTS	15	5	7	7	5	1			40
ARSON									0
FORGERY & COUNTERFEITING		2	1						3
FRAUD	2	2	1						5
EMBEZZLEMENT									0
STOLEN PROPERTY; BUYING, RECEIVING, POSSESSING									0
VANDALISM									0
WEAPONS; CARRYING, POSSESSING, ETC.			1						1
PROSTITUTION AND COMMERCIALIZED VICE									0
SEX OFFENSES (EXCEPT FORCED RAPE & PROSTITUTION)		1							1
DRUG ABUSE VIOLATIONS GRAND TOTAL	8	6	5	1	2	2		1	25
(1) SALE/MANUFACTURING SUBTOTAL	1		2			1			4
OPIUM, COCAINE AND THEIR DERIVATIVES	1		2			1			4
MARIJUANA									0
SYNTHETIC/MANUFACTURED DRUGS									0
OTHER DANGEROUS NON-NARCOTIC DRUGS									0
(2) POSSESSION SUBTOTAL	7	6	3	1	2	1		1	21
OPIUM, COCAINE AND THEIR DERIVATIVES	3	2	1						6
MARIJUANA	4	4	2	1	2	1			14
SYNTHETIC/MANUFACTURED DRUGS									0
OTHER DANGEROUS NON-NARCOTIC DRUGS								1	1
GAMBLING TOTAL									0
BOOKMAKING (HORSE AND SPORT BOOK)									0
NUMBERS AND LOTTERY									0
ALL OTHER GAMBLING									0
OFFENSES AGAINST FAMILY AND CHILDREN									0
DRIVING UNDER THE INFLUENCE	21	20	14	6	1	2		1	65
LIQUOR LAWS									0
DRUNKNESS	13	18	23	6	3	4	1		68
DISORDERLY CONDUCT	1			1					2
VAGRANCY									0
ALL OTHER OFFENSES (EXCEPT TRAFFIC)	25	11	17	9	6	2	1		71
TOTAL	140	112	99	47	25	16	6	5	450

APPENDICES

UNIFORM CRIME REPORTING OFFENSES

Offenses in Uniform Crime Reporting are divided into two groups designated as Part I and Part II offenses. Offense and arrest information is reported for the Part I offenses, while only arrest information is reported for Part II offenses.

Part I Offenses

Criminal Homicide – (a) Murder and non-negligent manslaughter: All willful felonious homicides as distinguished from deaths caused by negligence. Excluded are attempts to kill, assaults, to kill, suicides, accidental deaths and justifiable homicides. Justifiable homicides are limited to: the killing of a person by a law enforcement officer in the line of duty; and the killing of a person in the act of committing a felony by a private citizen; (b) Manslaughter by negligence: any death which the police investigation established was primarily attributable to gross negligence of some individual other than the victim.

Murder and Non-Negligent Manslaughter – The willful (non-negligent) killing of one human being by another. This includes any death due to injuries received in a fight, argument, quarrel, assault, or commission of a crime. Suicides, accidental deaths, assaults to murder, traffic fatalities and attempted murders are not included.

Justifiable Homicide – The killing of a person by a law enforcement officer in the line of duty; or the killing (during the commission of a felony) of a felon by a private citizen.

Manslaughter by Negligence – The killing of another person through gross negligence.

Forcible Rape – The carnal knowledge of a female forcibly and against her will.

Robbery – The taking or attempting to take anything of value from the care, custody, or control of a person or persons by force or threat of force or violence and/or by putting the victim in fear.

Aggravated Assault – An unlawful attack by one person upon another for the purpose of inflicting severe or aggravated bodily injury. This type of assault is usually accompanied by the use of a weapon or by means likely to produce death or great bodily harm.

Burglary – The unlawful entry of a structure to commit a felony or theft. This includes breaking and entering with intent to commit a larceny; housebreaking; safe cracking; and all attempts at these offenses.

Larceny-Theft – The unlawful taking, carrying, leading, or riding away of property from the possession or constructive possession of another. This includes pocket-picking, purse-snatching, shoplifting, theft from motor vehicles, theft of motor vehicle parts and accessories, theft of bicycles, theft from buildings, theft from coin-operated machines, and all thefts that don't fit into the above mentioned categories.

Motor Vehicle Theft – The theft or attempted theft of a motor vehicle, which is defined as a self-propelled vehicle that runs on land surface and not on rails.

GLOSSARY OF TERMS

Adult – In Texas, an adult is a person 17 years of age or over. National law provides that adults are age 18 or over. Unless otherwise indicated, this publication follows the state definition.

Cleared by Arrest or Exceptional Means – For Uniform Crime Reporting purposes, an offense is cleared by arrest or solved when at least one person is arrested, charged with the commission of an offense and turned over to court for prosecution. In certain situations, police are not able to follow these three steps and, if the following four conditions can be met, the offense can be cleared exceptionally: (1) the investigation has definitely established the identity of the offender; (2) there is enough information to support an arrest, charge, and turning over to the court for prosecution; (3) the exact location of the offender is known so that he could be taken into custody; (4) there is some reason outside the police control that prevents the arresting, charging, and prosecuting of the offender.

Crime Index – The sum of seven index offenses used to measure the extent, fluctuation and distribution of a crime in a given geographical area. Crime classifications used in the Crime Index are: murder, rape, robbery, aggravated assault, burglary, larceny-theft and motor vehicle theft. While arson is also an index offense, it is not part of the Crime Index.

Crime Rate – The number of offenses per 100,000 inhabitants. To calculate a crime rate, divide the population by 100,000 and then divide the number of offenses by that answer. The crime rate is useful in determining the relative frequency of crime without regard to fluctuations in population.

Index Crime – A crime for which reports of offenses committed are collected. Index crimes are murder, rape, robbery, aggravated assault, burglary, larceny-theft, motor vehicle theft and arson.

Juvenile – In Texas, a juvenile is a person 16 years of age or under.

Non-Violent Crime – Property crimes; the index offenses of burglary, larceny-theft and motor vehicle theft.

Personal Weapon – The use of hands, feet, fists and teeth as a weapon to commit a crime; also termed strong-arm weapon.

Strong-Arm Weapons – The use of hands, feet, fists and teeth as a weapon to commit a crime. Also termed personal weapon.

Threat – A declared intent to inflict bodily harm on a person.

Violent Crime – Consists of the Index Offenses of murder, forcible rape, robbery and aggravated assault. Also referred to as crimes against persons.