

**NOTICE OF MEETING TO BE HELD BY THE ANZALDUAS INTERNATIONAL BRIDGE  
BOARD OF TRUSTEES**

**DATE: Monday, April 12, 2021**  
**TIME: 12:00 P.M.**  
**PLACE: Council Chambers – McAllen City Hall, Third Floor**

**SUBJECT MATTERS:**

1. Approval of minutes for the Regular Meeting held on March 8, 2021.
2. Anzalduas Intl. Bridge Southbound Empty Traffic Report.
3. Anzalduas Southbound Traffic Count by Category – March 2021.
4. Anzalduas International Bridge Financial Statement for the period ending January 31, 2021 and February 28, 2021.
5. Award of contract for the Anzalduas International Bridge Northbound Lane Expansion Project.
6. Chairman's, City Manager's, Superintendent of Bridges', Customs and Border Protection, Maquila Manager's Report:
7. Engineering Report.
8. EXECUTIVE SESSION, CHAPTER 551, TEXAS GOVERNMENT CODE, SECTION 551.071 ATTORNEY-CLIENT PRIVILEGE AND PENDING OR CONTEMPLATING LITIGATION, SECTION 551.072 LAND TRANSACTION, SECTION 551.074 PERSONNEL MATTERS AND SECTION 551.086 DELIBERATION REGARDING ECONOMIC DEVELOPMENT NEGOTIATIONS.
  - a. Consultation with City Attorney regarding economic development (T.G.C. 551.087)

**ADJOURNMENT**

**CERTIFICATION**

I, the Undersigned authority, do hereby certify that the agenda of the meeting to be held by the McAllen/Hidalgo International Toll Bridge Board of Trustees is a true and correct copy and that I posted a true and correct copy of said notice on the bulletin board in the Municipal Building, a place convenient and readily accessible to the general public at all times, and said Notice was posted on the **9th** day of **April, 2021** at **11:00 a.m.** and will remain so posted continuously for at least 72 hours preceding the scheduled time of said meeting in accordance with Chapter 551 of the Texas Government Code.

  
\_\_\_\_\_  
Hilda Cavazos, Management Assistant

*If accommodations for a disability are required, notify the City Manager's Office at 681-1001 prior to the meeting.*

# Anzalduas International Bridge

## STANDARDIZED RECOMMENDATION FORM

CITY COMMISSION \_\_\_\_\_  
UTILITY BOARD \_\_\_\_\_  
ANZALDUAS BRIDGE   X  

AGENDA ITEM   1    
DATE SUBMITTED 04/06/21  
MEETING DATE 04/12/21

1. Agenda Item: Approval of minutes for Regular Meeting held on March 8, 2021.

2. Party Making Request: Juan Olaguibel, Superintendent of Bridges

3. Nature of Request: (Brief Overview) Attachments:   X   Yes    No

4. Policy Implication: \_\_\_\_\_

5. Budgeted:    Yes    No    N/A

Bid Amount: \_\_\_\_\_ Budgeted Amount: \_\_\_\_\_  
Under Budget: \_\_\_\_\_ Over Budget: \_\_\_\_\_  
Amount Remaining: \_\_\_\_\_

If over budget how will it be paid for: \_\_\_\_\_

6. Alternate option/costs: \_\_\_\_\_

7. Routing:

<u>NAME/TITLE</u>	<u>INITIAL</u>	<u>DATE</u>	<u>CONCURRENCE</u>	
a) _____			Yes _____	No _____
b) _____			Yes _____	No _____
c) _____			Yes _____	No _____

8. Staff's Recommendation: \_\_\_\_\_

Advisory Board:    Approved    Disapproved    None

City Attorney:    Approved    Disapproved    None

Manager's Recommendation:    Approved    Disapproved    None

**STATE OF TEXAS  
COUNTY OF HIDALGO  
CITY OF MCALLEN**

The Anzalduas International Toll Bridge Board of Trustees met in joint session on March 8, 2021 in the Council Chambers – McAllen City Hall, Third Floor with the following present:

**ANZALDUAS BRIDGE BOARD:**

Jim Darling	Mayor of McAllen-Chairman
Armando Ocaña	Mayor of Mission-Vice Chairman
Javier Villalobos	Bridge Board Member
Veronica Whitacre	Bridge Board Member
Martin Anzaldua	Bridge Board Member
Yvette Cabrera	Mayor of Granjeno non-voting member

**ABSENT:**

Sergio Coronado	Mayor of Hidalgo
-----------------	------------------

**ALSO PRESENT:**

Roel “Roy” Rodriguez P.E.	City Manager, McAllen
Julian Gonzalez	City Manager, Hidalgo
David Flores	Deputy City Manager, Mission
Michelle Rivera	Asst. City Manager, McAllen
Juan Olaguibel	Superintendent of Bridges, McAllen
Hilda Cavazos	Management Assistant, McAllen
Elizabeth Betancourt	Admin. Asst., McAllen
Isaac Tawil	City Attorney, McAllen
Gustavo Martinez	City Attorney, Mission
Sergio Villasana	Finance Director, McAllen
Maria Chavero	Asst. Finance Director, McAllen
Angie Rodriguez	Budget Director, McAllen
Leticia Covarrubias	Comptroller, McAllen
Eduardo Mendoza	Deputy Director Engineering, McAllen
Carlos Rodriguez	CBP – Port Director
David J. Gonzalez	CBP
Leo Montalvo	Former Mayor, McAllen
Valeria Gonzalez	The Monitor Newspaper
Dave Hendricks	The Progress Times Newspaper

**THE MEETING WAS CALLED TO ORDER AT 12:07 P.M. by Mayor Jim Darling.**

- 1. Approval of Minutes for the Regular Meeting held on February 8, 2021.**  
A motion was made by Mayor Armando Ocaña, seconded by Mayor Pro Tem Veronica Whitacre, and carried unanimously to approve the minutes for the regular meeting held February 8, 2021 as presented.
- 2. Anzalduas Intl. Bridge Southbound Empty Traffic Report.**  
Superintendent of Bridges', Juan Olaguibel reported the Anzalduas Southbound Empty Traffic Report for the month of February 2021.
- 3. Anzalduas Southbound Traffic Count by Category – February 2021.**  
Superintendent of Bridges', Juan Olaguibel reported the Anzalduas Intl. Bridge Southbound Traffic Count by category for the month of February 2021.
- 4. Anzalduas International Bridge Financial Statement for the period ending December 31, 2020.**  
A motion was made by Mayor Armando Ocaña, seconded by Mayor Pro Tem Veronica Whitacre and carried unanimously to accept the financial statement for the period ending December 31, 2020 as presented.
- 5. Consider and approve External Audit Report for period ending September 30, 2020 and 2019.**  
A motion was made by Mr. Javier Villalobos, seconded by Mayor Armando Ocaña and carried unanimously to approve the external audit report for period ending September 30, 2020 and 2019 as presented.
- 6. Resolution authorizing the submittal of a grant application to the U.S. Department of Transportation for funding under the Nationally Significant Freight and Highway Projects for Fiscal Year 2021 Infrastructure for Rebuilding America (INFRA Grants) Program.**  
A motion was made by Mayor Armando Ocaña, seconded by Mr. Javier Villalobos and carried unanimously to accept the resolution as presented.
- 7. City of Mission Presentation**  
City of Mission Report
- 8. Chairman's, City Manager's, Superintendent of Bridges', Customs and Border Protection, Maquila Manager's Report.**  
No Report
- 9. Engineering Report**  
No Report
- 10. EXECUTIVE SESSION, CHAPTER 551, TEXAS GOVERNMENT CODE, SECTION 551.071 ATTORNEY-CLIENT PRIVILEGE AND PENDING OR CONTEMPLATING LITIGATION, SECTION 551.072 LAND TRANSACTION, SECTION 551.074 PERSONNEL MATTERS AND SECTION 551.086 DELIBERATION REGARDING ECONOMIC DEVELOPMENT NEGOTIATIONS.**

- a. Consultation with City Attorney regarding economic development (T.G.C. 551.087)

Item 10a – no action taken

**ADJOURNMENT**

**There being no other business to come before the Board, Mayor Jim Darling adjourned the meeting at 1:08 pm**

---

Mayor Jim Darling, Chairman

ATTEST:

---

Juan Olaguibel, Superintendent of Bridges

# Anzalduas International Bridge

## STANDARDIZED RECOMMENDATION FORM

CITY COMMISSION \_\_\_\_\_  
UTILITY BOARD \_\_\_\_\_  
ANZALDUAS BRIDGE \_\_\_\_\_ X \_\_\_\_\_

AGENDA ITEM 2  
DATE SUBMITTED 04/06/21  
MEETING DATE 04/12/21

1. Agenda Item: Anzalduas International Bridge Southbound Empty Traffic Report

2. Party Making Request: Juan Olaguibel, Superintendent of Bridges

3. Nature of Request: (Brief Overview) Attachments: X Yes \_\_\_ No

\_\_\_\_\_

4. Policy Implication: \_\_\_\_\_

5. Budgeted: \_\_\_ Yes \_\_\_ No \_\_\_ N/A

Bid Amount: \_\_\_\_\_

Budgeted Amount: \_\_\_\_\_

Under Budget: \_\_\_\_\_

Over Budget: \_\_\_\_\_

Amount Remaining: \_\_\_\_\_

If over budget how will it be paid for: \_\_\_\_\_

6. Alternate option/costs: \_\_\_\_\_

7. Routing:

<u>NAME/TITLE</u>	<u>INITIAL</u>	<u>DATE</u>	<u>CONCURRENCE</u>	
a) _____			Yes _____	No _____
b) _____			Yes _____	No _____
c) _____			Yes _____	No _____

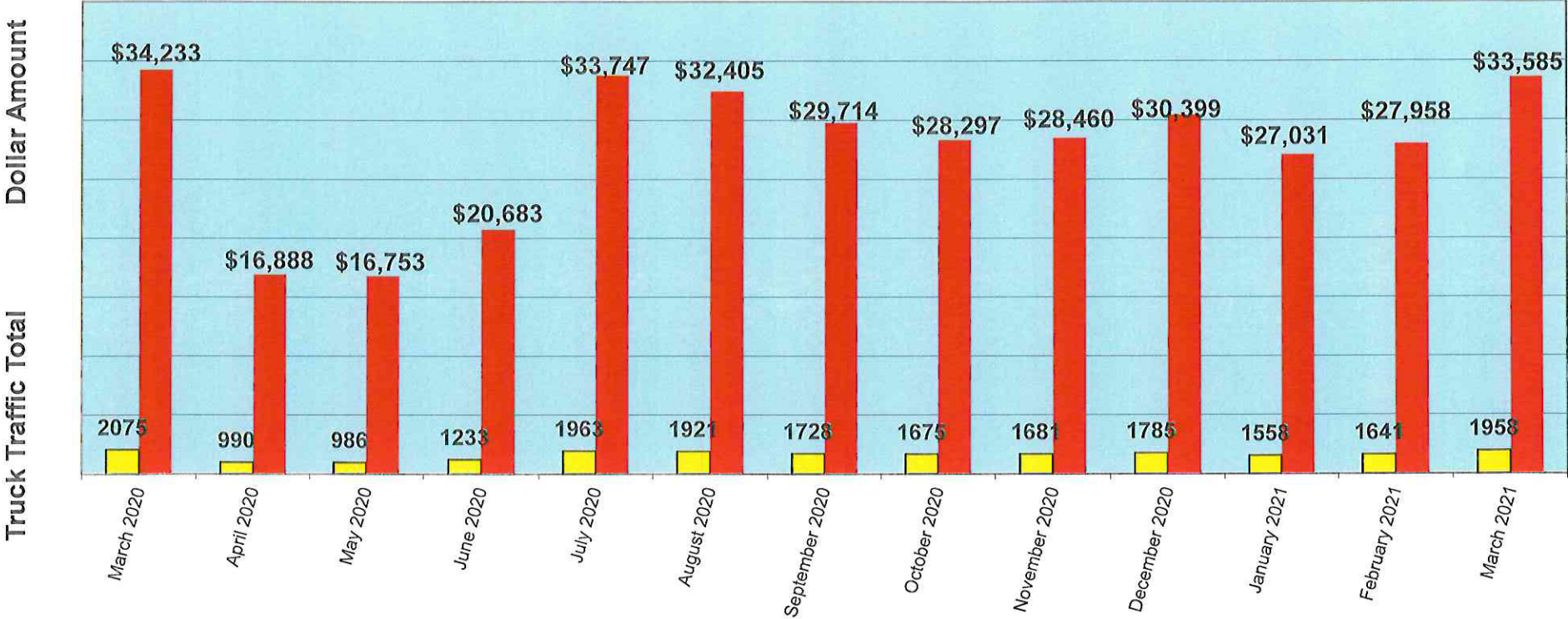
8. Staff's Recommendation: Report Only

Advisory Board: \_\_\_\_\_ Approved \_\_\_ Disapproved \_\_\_ None

City Attorney: \_\_\_\_\_ Approved \_\_\_ Disapproved \_\_\_ None

Manager's Recommendation: \_\_\_\_\_ Approved \_\_\_ Disapproved \_\_\_ None

# Anzalduas Commercial Traffic



# Anzalduas International Bridge

## STANDARDIZED RECOMMENDATION FORM

CITY COMMISSION \_\_\_\_\_  
UTILITY BOARD \_\_\_\_\_  
ANZALDUAS BRIDGE   X  

AGENDA ITEM   3    
DATE SUBMITTED 04/06/21  
MEETING DATE 04/12/21

1. Agenda Item: Anzalduas Southbound Traffic Count by Category – March 2021.

2. Party Making Request: Juan Olaguibel, Superintendent of Bridges

3. Nature of Request: (Brief Overview) Attachments:   X   Yes    No

4. Policy Implication: \_\_\_\_\_

5. Budgeted:    Yes    No    N/A

Bid Amount: \_\_\_\_\_ Budgeted Amount: \_\_\_\_\_  
Under Budget: \_\_\_\_\_ Over Budget: \_\_\_\_\_  
Amount Remaining: \_\_\_\_\_

If over budget how will it be paid for: \_\_\_\_\_

6. Alternate option/costs: \_\_\_\_\_

7. Routing:

<u>NAME/TITLE</u>	<u>INITIAL</u>	<u>DATE</u>	<u>CONCURRENCE</u>	
a) _____			<u>  </u> Yes	<u>  </u> No
b) _____			<u>  </u> Yes	<u>  </u> No
c) _____			<u>  </u> Yes	<u>  </u> No

8. Staff's Recommendation:   Report Only  

Advisory Board:    Approved    Disapproved    None

City Attorney:    Approved    Disapproved    None

Manager's Recommendation:    Approved    Disapproved    None



Hidalgo-Pharr-Anzalduas-Donna March 2021 Southbound Traffic (cars only)

March 2021	Day	Hidalgo March 2021	Hidalgo % of Traffic	Pharr March 2021	Pharr % of Traffic	Anzalduas March 2021	Anzalduas % of Traffic	Donna March 2021	Donna % of Traffic	4 Bridges combined Traffic 2021	Hidalgo February 2021	Hidalgo 2021-2021 variance	Pharr February 2021	Pharr 2021-2021 variance	Anzalduas February 2021	Anzalduas 2021-2021 variance	Donna February 2021	Donna 2021-2021 variance
1	Monday	4139	51%	1438	18%	1667	20%	915	11%	8159	3490	649	1407	31	1658	9	792	123
2	Tuesday	4268	52%	1463	18%	1703	21%	825	10%	8259	3950	318	1667	(204)	1844	(141)	819	6
3	Wednesday	4578	50%	1614	18%	1908	21%	992	11%	9092	4150	428	1536	78	2003	(95)	964	28
4	Thursday	4637	50%	1556	17%	2022	22%	996	11%	9211	4022	615	1815	(259)	1968	54	886	110
5	Friday	5460	47%	2000	17%	2872	25%	1318	11%	11650	5128	332	2019	(19)	2858	14	1305	13
6	Saturday	5007	46%	1839	17%	2531	23%	1410	13%	10787	4198	809	2155	(316)	2511	20	1289	121
7	Sunday	2660	49%	902	16%	1221	22%	690	13%	5473	2154	506	1097	(195)	1172	49	623	67
8	Monday	4138	51%	1531	19%	1655	20%	850	10%	8174	3838	300	1709	(178)	1800	(145)	871	(21)
9	Tuesday	4419	51%	1523	18%	1831	21%	874	10%	8647	3909	510	1604	(81)	1885	(54)	882	(8)
10	Wednesday	4756	51%	1651	18%	1927	21%	973	10%	9307	4218	538	1424	227	2019	(92)	993	(20)
11	Thursday	4648	50%	1634	18%	2026	22%	1006	11%	9314	4144	504	1595	39	1982	44	874	132
12	Friday	5714	53%	1967	18%	3098	29%	1419	13%	10779	4615	1099	1817	150	2415	683	1084	335
13	Saturday	5483	52%	1803	17%	3262	31%	1605	15%	10548	4056	1427	1232	571	1909	1353	1090	515
14	Sunday	2885	48%	907	15%	1434	24%	727	12%	5953	2018	867	527	380	905	529	473	254
15	Monday	4073	50%	1352	17%	1802	22%	894	11%	8121	2221	1852	573	779	349	1453	327	567
16	Tuesday	5009	54%	1275	14%	1932	21%	1063	11%	9279	2894	2115	1024	251	1231	701	545	518
17	Wednesday	4927	51%	1561	16%	2033	21%	1098	11%	9619	3444	1483	1331	230	1514	519	678	420
18	Thursday	4978	50%	1586	16%	2245	23%	1109	11%	9918	3457	1521	1355	231	1570	675	696	413
19	Friday	5719	49%	1788	15%	2809	24%	1449	12%	11765	4298	1421	1702	86	2213	596	1031	418
20	Saturday	4890	47%	1664	16%	2233	22%	1528	15%	10315	4382	508	1454	210	2083	150	1255	273
21	Sunday	2564	51%	740	15%	1113	22%	637	13%	5054	2298	266	969	(229)	1176	(63)	641	(4)
22	Monday	4318	52%	1444	17%	1618	19%	928	11%	8308	3796	522	1486	(42)	1660	(42)	843	85
23	Tuesday	4601	52%	1511	17%	1776	20%	973	11%	8861	4025	576	1536	(25)	1764	12	854	119
24	Wednesday	4816	51%	1548	16%	2045	22%	1054	11%	9463	4150	666	1628	(80)	1896	149	984	70
25	Thursday	4963	52%	1507	16%	2033	21%	1065	11%	9568	4098	865	1692	(185)	2081	(48)	949	116
26	Friday	6109	50%	1727	14%	2926	24%	1461	12%	12223	5231	878	1914	(187)	2915	11	1280	181
27	Saturday	5380	49%	1631	15%	2394	22%	1554	14%	10959	4546	834	2003	(372)	2580	(186)	1471	83
28	Sunday	2834	52%	750	14%	1204	22%	659	12%	5447	2435	399	955	(205)	1295	(91)	679	(20)
29	Monday	4522	44%	3141	30%	1718	17%	943	9%	10324		4522		3,141		1718		943
30	Tuesday	4980	53%	1477	16%	1959	21%	1065	11%	9481		4980		1,477		1959		1065
31	Wednesday	5243	51%	1580	15%	2237	22%	1164	11%	10224		5243		1,580		2237		1164
		142,718	50%	48,110	17%	63,234	22%	33,244	12%	284,282	105,165	37,553	41,226	6,884	51,256	11,978	25,178	8,066

SOUTHBOUND TRAFFIC COUNT BY CATEGORY

McAllen International Toll Bridge

Month	PEDESTRIANS		% VAR	CARS		% VAR	BUSES & OTHERS		% VAR.	Maquila Employee		% VAR.
	FY 2020	FY 2021		FY 2020	FY 2021		FY 2020	FY 2021		FY 2020	FY 2021	
	<b>OCTOBER 2020</b>	139,456	66,795	-52%	227,271	114,009	-50%	2,470	1,760	-29%	199	128
<b>NOVEMBER</b>	141,577	69,351	-51%	232,560	123,048	-47%	2,583	1,736	-33%	192	127	-34%
<b>DECEMBER</b>	149,612	74,447	-50%	244,893	122,504	-50%	2,728	1,929	-29%	197	104	-47%
<b>JANUARY 2021</b>	128,134	66,944	-48%	219,871	108,396	-51%	2,524	949	-62%	171	100	-42%
<b>FEBRUARY</b>	122,782	55,939	-54%	208,709	105,165	-50%	2,342	934	-60%	211	112	-47%
<b>MARCH</b>	97,317	74,241	-24%	169,713	142,718	-16%	1,992	1,035	-48%	171	133	-22%
<b>APRIL</b>	0	0	#DIV/0!	0	0	#DIV/0!	0	0	#DIV/0!	0	0	#DIV/0!
<b>MAY</b>	0	0	#DIV/0!	0	0	#DIV/0!	0	0	#DIV/0!	0	0	#DIV/0!
<b>JUNE</b>	0	0	#DIV/0!	0	0	#DIV/0!	0	0	#DIV/0!	0	0	#DIV/0!
<b>JULY</b>	0	0	#DIV/0!	0	0	#DIV/0!	0	0	#DIV/0!	0	0	#DIV/0!
<b>AUGUST</b>	0	0	#DIV/0!	0	0	#DIV/0!	0	0	#DIV/0!	0	0	#DIV/0!
<b>SEPTEMBER</b>	0	0	#DIV/0!	0	0	#DIV/0!	0	0	#DIV/0!	0	0	#DIV/0!
<b>TOTALS</b>	<b>778,878</b>	<b>407,717</b>	<b>-48%</b>	<b>1,303,017</b>	<b>715,840</b>	<b>-45%</b>	<b>14,639</b>	<b>8,343</b>	<b>-43%</b>	<b>1,141</b>	<b>704</b>	<b>-38%</b>

Anzalduas Bridge Crossing

Month	EMPTYES		% VAR	CARS		% VAR	BUSES & OTHERS		% VAR.	Maquila Employees		% VAR.
	FY 2020	FY 2021		FY 2020	FY 2021		FY 2020	FY 2021		FY 2020	FY 2021	
	<b>OCTOBER 2020</b>	2,048	1,675	-18%	77,851	53,379	-31%	104	86	-17%	1,994	1,216
<b>NOVEMBER</b>	1,590	1,681	6%	87,660	53,391	-39%	218	98	-55%	1,561	1,053	-33%
<b>DECEMBER</b>	1,457	1,785	23%	97,185	67,250	-31%	127	121	-5%	1,334	1,010	-24%
<b>JANUARY 2021</b>	1,761	1,558	-12%	78,387	54,760	-30%	161	67	-58%	1,826	1,137	-38%
<b>FEBRUARY</b>	1,607	1,641	2%	74,001	51,256	-31%	99	54	-45%	1,770	1,039	-41%
<b>MARCH</b>	2,075	1,958	-6%	58,444	63,234	8%	72	75	4%	1,461	1,301	-11%
<b>APRIL</b>	0	0	#DIV/0!	0	0	#DIV/0!	0	0	#DIV/0!	0	0	#DIV/0!
<b>MAY</b>	0	0	#DIV/0!	0	0	#DIV/0!	0	0	#DIV/0!	0	0	#DIV/0!
<b>JUNE</b>	0	0	#DIV/0!	0	0	#DIV/0!	0	0	#DIV/0!	0	0	#DIV/0!
<b>JULY</b>	0	0	#DIV/0!	0	0	#DIV/0!	0	0	#DIV/0!	0	0	#DIV/0!
<b>AUGUST</b>	0	0	#DIV/0!	0	0	#DIV/0!	0	0	#DIV/0!	0	0	#DIV/0!
<b>SEPTEMBER</b>	0	0	#DIV/0!	0	0	#DIV/0!	0	0	#DIV/0!	0	0	#DIV/0!
<b>TOTALS</b>	<b>10,538</b>	<b>10,298</b>	<b>-2%</b>	<b>473,528</b>	<b>343,270</b>	<b>-28%</b>	<b>781</b>	<b>501</b>	<b>-36%</b>	<b>9,946</b>	<b>6,756</b>	<b>-32%</b>

# Anzalduas International Bridge

## STANDARDIZED RECOMMENDATION FORM

CITY COMMISSION \_\_\_\_\_  
UTILITY BOARD \_\_\_\_\_  
ANZALDUAS BRIDGE     X    

AGENDA ITEM     4      
DATE SUBMITTED 04/06/21  
MEETING DATE 04/12/21

1. **Agenda Item:** Anzalduas International Bridge Financial Statement for the period ending January 31, 2021 and February 28, 2021.

2. **Party Making Request:** Juan Olaguibel, Superintendent of Bridges

3. **Nature of Request: (Brief Overview) Attachments:**   X   Yes    No

4. **Policy Implication:** \_\_\_\_\_

5. **Budgeted:**    Yes    No    N/A

Bid Amount: \_\_\_\_\_ Budgeted Amount: \_\_\_\_\_  
Under Budget: \_\_\_\_\_ Over Budget: \_\_\_\_\_  
Amount Remaining: \_\_\_\_\_

If over budget how will it be paid for: \_\_\_\_\_

6. **Alternate option/costs:** \_\_\_\_\_

7. **Routing:**

<u>NAME/TITLE</u>	<u>INITIAL</u>	<u>DATE</u>	<u>CONCURRENCE</u>	
a) _____			Yes _____	No _____
b) _____			Yes _____	No _____
c) _____			Yes _____	No _____

8. **Staff's Recommendation:**     Accept    

Advisory Board:    Approved    Disapproved    None

City Attorney:    Approved    Disapproved    None

Manager's Recommendation:    Approved    Disapproved    None



**ANZALDUAS INTERNATIONAL  
TOLL BRIDGE**

Financial Statements  
For the Period Ending January 31, 2021  
Prepared By  
Juan Olaguibel, Superintendent of Bridges

**Executive Summary**  
Anzalduas International Crossing  
**OPERATING RESULTS**  
For the Month Ending January 31, 2021

*Comparison with Prior Month*

Net income after depreciation, as reflected on page 3, for the month of January is \$78,540. This does not include the debt transfer in for Series B of \$70,165. Net income after depreciation was (\$29,715) less than the prior month. Toll Revenues for the month were \$229,593. Toll revenues were (\$48,158) less than the prior month. Expenses were \$46,438 or (\$21,455) less than the prior month.

*Comparison with Budget*

Net income before depreciation, as reflected on page 4, for the month of January is \$189,083. Net income before depreciation was \$19,878 better than budget for the month. Toll revenues were \$229,593 for the month. Toll revenues were (\$22,160) less than budget for the month. January's monthly expenses were \$46,438 or (\$41,151) less than budget for the month.

ANZALDUAS INTERNATIONAL TOLL BRIDGE FUND  
STATEMENT OF NET ASSETS  
For the Period Ending January 31, 2021

	Anzalduas Int'l Toll Bridge Fund	Series A Debt Service Fund	Series B Debt Service Fund	Anzalduas Cap Imprv Fund	Total
<b>ASSETS</b>					
<i>Current:</i>					
Cash on hand.....	\$ 13,632	\$ -	\$ -	\$ -	\$ 13,632
Cash in bank.....	151,109	-	-	-	151,109
Investments.....	2,129,288	-	-	-	2,129,288
Interest receivable.....	0	-	-	-	0
<b>Total Current Assets</b>	<b>2,294,029</b>	<b>-</b>	<b>-</b>	<b>-</b>	<b>2,294,029</b>
<i>Restricted Assets:</i>					
Contingency Fund..... X	478,525	-	-	-	478,525
Debt Service Fund.....	-	-	-	-	-
Capital Improvement Fund.....	-	-	-	-	-
Investments/TexPool	-	1,236,433	676,525	4,245,072	6,158,030
Cash	-	-	-	-	-
Certificates of Deposits - McAllen.....	-	-	-	-	-
<b>Total Restricted Assets</b>	<b>478,525</b>	<b>1,236,433</b>	<b>676,525</b>	<b>4,245,072</b>	<b>6,636,555</b>
<i>Fixed Assets:</i>					
Land.....	2,922,773	-	-	-	2,922,773
Buildings.....	3,012,370	-	-	-	3,012,370
Infrastructure.....	39,825,626	-	-	-	39,825,626
Development Costs.....	7,417,617	-	-	-	7,417,617
Construction in Progress	503,132	-	-	-	503,132
Imprv - other than bldg, Machinery & Equipment.....	1,729,301	-	-	-	1,729,301
	55,410,818	-	-	-	55,410,818
Less accumulated depreciation.....	16,838,175	-	-	-	16,838,175
<b>Total Fixed Assets</b>	<b>38,572,643</b>	<b>-</b>	<b>-</b>	<b>-</b>	<b>38,572,643</b>
<i>Other Assets, Net:</i>					
Bond Issue Cost / Series 2007 A	-	-	-	-	-
Bond Issue Cost / Series 2007 B	-	-	-	-	-
Deferred Outflows	85,117	-	-	-	85,117
<b>Total Other Assets, net</b>	<b>85,117</b>	<b>-</b>	<b>-</b>	<b>-</b>	<b>85,117</b>
<b>TOTAL ASSETS</b>	<b>\$ 41,430,314</b>	<b>\$ 1,236,433</b>	<b>\$ 676,525</b>	<b>\$ 4,245,072</b>	<b>\$ 47,588,344</b>
<b>LIABILITIES AND FUND EQUITY</b>					
<i>Current Liabilities:</i>					
Vouchers Payable.....	\$ 7,508	\$ -	\$ -	\$ -	\$ 7,508
Accrued Expenses	46,787	-	-	-	46,787
Retainage Payable.....	-	-	-	-	-
Interest Payable.....	-	-	-	-	-
Noncurrent Liabilities	135,730	-	-	-	135,730
<b>Total Current Liabilities</b>	<b>190,026</b>	<b>-</b>	<b>-</b>	<b>-</b>	<b>190,026</b>
<i>Payable from Restricted Assets:</i>					
Current installments of revenue bonds.....	1,832,497	-	-	-	1,832,497
Due to McAllen International toll bridge.....	-	-	-	-	-
Interest Payable.....	-	-	-	-	-
<b>Liabilities Payable from Restricted Assets</b>	<b>1,832,497</b>	<b>-</b>	<b>-</b>	<b>-</b>	<b>1,832,497</b>
<i>Long-term Liabilities:</i>					
Revenue Bonds, excluding current installments.....	22,525,000	-	-	-	22,525,000
Bond Premiums	1,624,215	-	-	-	1,624,215
Deferred revenues / Other	282,560	-	-	-	282,560
Board Advance from / Hidl/McAll Bridge series "A"	4,522,326	-	-	-	4,522,326
Board Advance from / Start-up fund - original cost	7,220,129	-	-	-	7,220,129
Board Advance from / Start-up fund - after original cost	8,223,242	-	-	-	8,223,242
<b>Total long-term liabilities</b>	<b>44,397,472</b>	<b>-</b>	<b>-</b>	<b>-</b>	<b>44,397,472</b>
<i>Net Assets:</i>					
Net Investment in Capital Assets.....	12,590,931	-	-	-	12,590,931
Restricted:					
Contingency Fund.....	478,525	-	-	-	478,525
Bond Reserve Fund..... X	-	-	-	-	-
Capital Improvement.....	-	-	-	4,245,072	4,245,072
Debt Service Fund.....	-	1,236,433	676,525	-	1,912,958
City of McAllen..... X	-	-	-	-	-
Total restricted	478,525	1,236,433	676,525	4,245,072	6,636,555
Unrestricted.....	(18,059,136)	-	-	-	(18,059,136)
<b>Total Net Assets</b>	<b>(4,989,680)</b>	<b>1,236,433</b>	<b>676,525</b>	<b>4,245,072</b>	<b>1,168,350</b>
<b>TOTAL LIABILITIES AND NET ASSETS</b>	<b>\$ 41,430,314</b>	<b>\$ 1,236,433</b>	<b>\$ 676,525</b>	<b>\$ 4,245,072</b>	<b>\$ 47,588,344</b>

ANZALDUAS INTERNATIONAL TOLL BRIDGE FUND  
 COMPARATIVE STATEMENT OF REVENUES AND EXPENSES  
 For the Period Ending January 31, 2021

	Current	Prior Month	Variance	Inc/(Dec)
<b>REVENUES:</b>	January 2021	December 2020		
Tolls	<b>\$229,593</b>	<b>\$277,751</b>	<b>(\$48,158)</b>	<b>-17%</b>
Rentals	488	1,546	<b>(\$1,058)</b>	<b>-68%</b>
Miscellaneous	4,157	6,079	<b>(1922)</b>	<b>-32%</b>
Interest	1,284	1,315	<b>(31)</b>	<b>-2%</b>
<b>Total Revenues</b>	<b>\$ 235,521</b>	<b>\$286,691</b>	<b>\$ (51,170)</b>	<b>-17.85%</b>
	9/30/20			
<b>EXPENSES:</b>				
Administration	\$20,848	\$34,257	(13,409)	-39%
Bridge Operations	23,844	31,890	(8,046)	-25%
Insurance	1,746	1,746	-	0%
<b>Total Exp. before Depreciation</b>	<b>\$46,438</b>	<b>\$ 67,893</b>	<b>\$ (21,455)</b>	<b>-32%</b>
<b>NET INCOME/(LOSS) before depreciation</b>	<b>\$ 189,083</b>	<b>\$ 218,798</b>	<b>\$ (29,715)</b>	<b>-13.58%</b>
Depreciation	110,543	110,543	-	
<b>NET INCOME/(LOSS) after depreciation</b>	<b>\$ 78,540</b>	<b>\$ 108,255</b>	<b>\$ (29,715)</b>	<b>-27.45%</b>

Transfer In:	January 2021	January 2020		January 2021	January 2020		
Anzald Debt SVC Series B	70,165	70,314	\$	280,658	281,258	\$	(600)

**ANZALDUAS INTERNATIONAL TOLL BRIDGE FUND**  
**STATEMENT OF OPERATING REVENUES AND OPERATING EXPENSES - BUDGET BASIS**  
For the Period Ending January 31, 2021

	<u>Budget</u>	<u>Budget-by-Mth</u>	<u>Actual-by-Mth</u>	<u>Actual Variance with Budget Positive (Negative)</u>	<u>% Actual to Budget-by-Mth Positive (Negative)</u>	<u>Budget-to-Date</u>	<u>Actual-to-Date</u>	<u>Actual Variance with Budget Positive (Negative)</u>	<u>% Actual to Budget-to-Date Positive (Negative)</u>
<b>Operating Revenues:</b>									
Tolls	\$ 3,021,042	\$ 251,753	\$ 229,593	\$ (22,160)	-8.80%	\$ 1,007,012	\$ 957,085	\$ (49,927)	-4.96%
Rentals	12,204	1,017	488	(529)	0.00%	4,068	4,069	1	0.00%
Miscellaneous	40,797	3,399	4,157	758	22.29%	13,596	17,842	4,246	31.23%
Total Operating Revenues	<u>3,074,043</u>	<u>256,169</u>	<u>234,238</u>	<u>(21,931)</u>	<u>-8.56%</u>	<u>1,024,676</u>	<u>978,996</u>	<u>(45,680)</u>	<u>-4.46%</u>
<b>Non-Operating Revenues:</b>									
Interest	7,511	\$ 625	1,284	659	100.00%	2,500	5,741	3,241	100.00%
Board Advance Interest	N/A	N/A	-	N/A	N/A	N/A	-	N/A	N/A
Total Non-Operating Revenues	<u>7,511</u>	<u>625</u>	<u>1,284</u>	<u>659</u>	<u>100.00%</u>	<u>2,500</u>	<u>5,741</u>	<u>3,241</u>	<u>100.00%</u>
<b>Total Revenues</b>	<u><b>3,081,554</b></u>	<u><b>256,794</b></u>	<u><b>235,521</b></u>	<u><b>(21,273)</b></u>	<u><b>-8.28%</b></u>	<u><b>1,027,176</b></u>	<u><b>984,737</b></u>	<u><b>(42,439)</b></u>	<u><b>-4.13%</b></u>
<b>Expenses:</b>									
<b><u>Administration</u></b>									
Salaries	171,141	14,063	8,781	5,282	37.56%	58,568	38,259	20,309	34.68%
Supplies	8,200	683	94	589	86.30%	2,732	1,626	1,106	40.47%
Other Services	358,000	29,829	11,698	18,131	60.78%	119,316	82,356	36,960	30.98%
Maintenance/Capital Outlay	7,000	582	275	307	52.69%	2,328	410	1,918	0.00%
Total Administration	<u>544,341</u>	<u>45,157</u>	<u>20,848</u>	<u>24,309</u>	<u>53.83%</u>	<u>182,944</u>	<u>122,652</u>	<u>60,292</u>	<u>32.96%</u>
<b><u>Operations:</u></b>									
Salaries	396,017	32,597	18,717	13,880	42.58%	135,197	75,352	59,845	44.27%
Supplies	15,000	1,249	508	741	59.34%	4,996	1,163	3,833	76.72%
Other Services	41,010	3,416	1,590	1,826	53.44%	13,664	6,332	7,332	53.66%
Maintenance/Capital Outlay	41,094	3,424	3,029	395	11.55%	13,696	3,853	9,843	71.87%
Total Operations	<u>493,121</u>	<u>40,686</u>	<u>23,844</u>	<u>16,842</u>	<u>41.39%</u>	<u>167,553</u>	<u>86,699</u>	<u>80,855</u>	<u>48.26%</u>
<b><u>Non-department</u></b>									
Liability Insurance	20,963	1,746	1,746	-	0.00%	6,984	6,984	-	0.00%
Total Non-department	<u>20,963</u>	<u>1,746</u>	<u>1,746</u>	<u>-</u>	<u>0.00%</u>	<u>6,984</u>	<u>6,984</u>	<u>-</u>	<u>0.00%</u>
<b>Total Expenses</b>	<u><b>1,058,425</b></u>	<u><b>87,589</b></u>	<u><b>46,438</b></u>	<u><b>41,151</b></u>	<u><b>46.98%</b></u>	<u><b>357,481</b></u>	<u><b>216,335</b></u>	<u><b>141,146</b></u>	<u><b>39.48%</b></u>
<b>NET INCOME (1.)</b>	<u><b>\$ 2,023,129</b></u>	<u><b>\$ 169,205</b></u>	<u><b>\$ 189,083</b></u>	<u><b>\$ 19,878</b></u>	<u><b>11.75%</b></u>	<u><b>\$ 669,695</b></u>	<u><b>\$ 768,402</b></u>	<u><b>\$ 98,707</b></u>	<u><b>14.74%</b></u>

\*Depreciation expense is not included in the statement





**ANZALDUAS INTERNATIONAL  
TOLL BRIDGE**

Financial Statements  
For the Period Ending February 28, 2021  
Prepared By  
Juan Olaguibel, Superintendent of Bridges

**Executive Summary**  
Anzalduas International Crossing  
**OPERATING RESULTS**  
For the Month Ending February 28, 2021

*Comparison with Prior Month*

Net income after depreciation, as reflected on page 3, for the month of February is \$21,632. This does not include the debt transfer in for Series B of \$70,165. Net income after depreciation was (\$45,537) less than the prior month. Toll Revenues for the month were \$216,870. Toll revenues were (\$12,723) less than the prior month. Expenses were \$52,462 or \$6,024 more than the prior month.

*Comparison with Budget*

Net income before depreciation, as reflected on page 4, for the month of February is \$170,223. Net income before depreciation was \$1,018 better than budget for the month. Toll revenues were \$216,870 for the month. Toll revenues were (\$34,883) less than budget for the month. February's monthly expenses were \$52,462 or (\$35,127) less than budget for the month.

ANZALDUAS INTERNATIONAL TOLL BRIDGE FUND  
STATEMENT OF NET ASSETS  
For the Period Ending February 28, 2021

	Anzalduas Int'l Toll Bridge Fund	Series A Debt Service Fund	Series B Debt Service Fund	Anzalduas Cap Imprv Fund	Total
<b>ASSETS</b>					
<i>Current:</i>					
Cash on hand.....	\$ 13,632	\$ -	\$ -	\$ -	\$ 13,632
Cash in bank.....	58,791	-	-	-	58,791
Investments.....	2,215,643	-	-	-	2,215,643
Interest receivable.....	0	-	-	-	0
<b>Total Current Assets</b>	<b>2,288,065</b>	<b>-</b>	<b>-</b>	<b>-</b>	<b>2,288,065</b>
<i>Restricted Assets:</i>					
Contingency Fund..... X	482,311	-	-	-	482,311
Debt Service Fund.....	-	-	-	-	-
Capital Improvement Fund.....	-	-	-	-	-
Investments/TexPool	-	6,194	25,752	4,264,766	4,296,712
Cash	-	-	-	-	-
Certificates of Deposits - McAllen.....	-	-	-	-	-
<b>Total Restricted Assets</b>	<b>482,311</b>	<b>6,194</b>	<b>25,752</b>	<b>4,264,766</b>	<b>4,779,023</b>
<i>Fixed Assets:</i>					
Land.....	2,922,773	-	-	-	2,922,773
Buildings.....	3,012,370	-	-	-	3,012,370
Infrastructure.....	39,825,626	-	-	-	39,825,626
Development Costs.....	7,417,617	-	-	-	7,417,617
Construction in Progress	503,132	-	-	-	503,132
Imprv - other than bldge, Machinery & Equipment.....	1,729,301	-	-	-	1,729,301
	55,410,818	-	-	-	55,410,818
Less accumulated depreciation.....	16,986,766	-	-	-	16,986,766
<b>Total Fixed Assets</b>	<b>38,424,052</b>	<b>-</b>	<b>-</b>	<b>-</b>	<b>38,424,052</b>
<i>Other Assets, Net:</i>					
Bond Issue Cost / Series 2007 A	-	-	-	-	-
Bond Issue Cost / Series 2007 B	-	-	-	-	-
Deferred Outflows	85,117	-	-	-	85,117
<b>Total Other Assets, net</b>	<b>85,117</b>	<b>-</b>	<b>-</b>	<b>-</b>	<b>85,117</b>
<b>TOTAL ASSETS</b>	<b>\$ 41,279,545</b>	<b>\$ 6,194</b>	<b>\$ 25,752</b>	<b>\$ 4,264,766</b>	<b>\$ 45,576,257</b>
<b>LIABILITIES AND FUND EQUITY</b>					
<i>Current Liabilities:</i>					
Vouchers Payable.....	\$ 7,482	\$ -	\$ -	\$ -	\$ 7,482
Accrued Expenses	52,379	-	-	-	52,379
Retainage Payable.....	-	-	-	-	-
Interest Payable.....	-	-	-	-	-
Noncurrent Liabilities	135,730	-	-	-	135,730
<b>Total Current Liabilities</b>	<b>195,591</b>	<b>-</b>	<b>-</b>	<b>-</b>	<b>195,591</b>
<i>Payable from Restricted Assets:</i>					
Current installments of revenue bonds.....	1,832,497	-	-	-	1,832,497
Due to McAllen International toll bridge.....	-	-	-	-	-
Interest Payable.....	-	-	-	-	-
<b>Liabilities Payable from Restricted Assets</b>	<b>1,832,497</b>	<b>-</b>	<b>-</b>	<b>-</b>	<b>1,832,497</b>
<i>Long-term Liabilities:</i>					
Revenue Bonds, excluding current installments.....	22,525,000	-	-	-	22,525,000
Bond Premiums	1,624,215	-	-	-	1,624,215
Deferred revenues / Other	282,560	-	-	-	282,560
Board Advance from / Hidi/McAll Bridge series "A"	4,524,061	-	-	-	4,524,061
Board Advance from / Start-up fund - original cost	7,220,129	-	-	-	7,220,129
Board Advance from / Start-up fund - after original cost	8,279,397	-	-	-	8,279,397
<b>Total long-term liabilities</b>	<b>44,455,362</b>	<b>-</b>	<b>-</b>	<b>-</b>	<b>44,455,362</b>
<i>Net Assets:</i>					
Net Investment in Capital Assets.....	12,442,339	-	-	-	12,442,339
Restricted:					
Contingency Fund.....	482,311	-	-	-	482,311
Bond Reserve Fund..... X	-	-	-	-	-
Capital Improvement.....	-	-	-	4,264,766	4,264,766
Debt Service Fund.....	-	6,164	25,752	-	31,916
City of McAllen..... X	-	-	-	-	-
Total restricted	482,311	6,164	25,752	4,264,766	4,778,993
Unrestricted.....	(18,128,555)	-	-	-	(18,128,555)
<b>Total Net Assets</b>	<b>(5,203,905)</b>	<b>6,164</b>	<b>25,752</b>	<b>4,264,766</b>	<b>(907,223)</b>
<b>TOTAL LIABILITIES AND NET ASSETS</b>	<b>\$ 41,279,545</b>	<b>\$ 6,164</b>	<b>\$ 25,752</b>	<b>\$ 4,264,766</b>	<b>\$ 45,576,227</b>

ANZALDUAS INTERNATIONAL TOLL BRIDGE FUND  
 COMPARATIVE STATEMENT OF REVENUES AND EXPENSES  
 For the Period Ending February 28, 2021

	Current	Prior Month	Variance	Inc/(Dec)
<b>REVENUES:</b>	February 2021	January 2021		
Tolls	<b>\$216,870</b>	<b>\$229,593</b>	<b>(\$12,723)</b>	<b>-6%</b>
Rentals	1,017	488	<b>\$529</b>	<b>108%</b>
Miscellaneous	3,658	4,157	<b>(499)</b>	<b>-12%</b>
Interest	1,141	1,284	<b>(143)</b>	<b>-11%</b>
<b>Total Revenues</b>	<b>\$ 222,686</b>	<b>\$235,522</b>	<b>\$ (12,836)</b>	<b>-5.45%</b>
	2/28/21			
<b>EXPENSES:</b>				
Administration	\$27,193	\$20,848	6,345	30%
Bridge Operations	23,524	23,844	(320)	-1%
Insurance	1,746	1,746	-	0%
<b>Total Exp. before Depreciation</b>	<b>\$52,462</b>	<b>\$ 46,438</b>	<b>\$ 6,024</b>	<b>13%</b>
<b>NET INCOME/(LOSS) before depreciation</b>	<b>\$ 170,223</b>	<b>\$ 189,084</b>	<b>\$ (18,861)</b>	<b>-9.97%</b>
Depreciation	148,591	121,915	26,676	
<b>NET INCOME/(LOSS) after depreciation</b>	<b>\$ 21,632</b>	<b>\$ 67,169</b>	<b>\$ (45,537)</b>	<b>-67.79%</b>

Transfer In:	February 2021	February 2020		February 2021	February 2020
Anzald Debt SVC Series B	70,165	70,314	\$ (149)	350,823	351,572
				\$	(749)

**ANZALDUAS INTERNATIONAL TOLL BRIDGE FUND**  
**STATEMENT OF OPERATING REVENUES AND OPERATING EXPENSES - BUDGET BASIS**  
For the Period Ending February 28, 2021

	<u>Budget</u>	<u>Budget-by-Mth</u>	<u>Actual-by-Mth</u>	<u>Actual Variance with Budget Positive (Negative)</u>	<u>% Actual to Budget-by-Mth Positive (Negative)</u>	<u>Budget-to-Date</u>	<u>Actual-to-Date</u>	<u>Actual Variance with Budget Positive (Negative)</u>	<u>% Actual to Budget-to-Date Positive (Negative)</u>
<b>Operating Revenues:</b>									
Tolls	\$ 3,021,042	\$ 251,753	\$ 216,870	\$ (34,883)	-13.86%	\$ 1,258,765	\$ 1,173,955	\$ (84,810)	-6.74%
Rentals	12,204	1,017	1,017	0	0.00%	5,085	5,086	1	0.00%
Miscellaneous	40,797	3,399	3,658	259	7.61%	16,995	21,500	4,505	26.51%
Total Operating Revenues	<u>3,074,043</u>	<u>256,169</u>	<u>221,545</u>	<u>(34,624)</u>	<u>-13.52%</u>	<u>1,280,845</u>	<u>1,200,541</u>	<u>(80,304)</u>	<u>-6.27%</u>
<b>Non-Operating Revenues:</b>									
Interest	7,511	\$ 625	1,141	516	100.00%	3,125	6,882	3,757	100.00%
Board Advance Interest	N/A	N/A	-	N/A	N/A	N/A	-	N/A	N/A
Total Non-Operating Revenues	<u>7,511</u>	<u>625</u>	<u>1,141</u>	<u>516</u>	<u>100.00%</u>	<u>3,125</u>	<u>6,882</u>	<u>3,757</u>	<u>100.00%</u>
<b>Total Revenues</b>	<u><b>3,081,554</b></u>	<u><b>256,794</b></u>	<u><b>222,686</b></u>	<u><b>(34,108)</b></u>	<u><b>-13.28%</b></u>	<u><b>1,283,970</b></u>	<u><b>1,207,423</b></u>	<u><b>(76,547)</b></u>	<u><b>-5.96%</b></u>
<b>Expenses:</b>									
<b><u>Administration</u></b>									
Salaries	171,141	14,063	8,781	5,282	37.56%	72,631	47,040	25,591	35.23%
Supplies	8,200	683	197	486	71.20%	3,415	1,823	1,592	46.61%
Other Services	358,000	29,829	17,791	12,038	40.36%	149,145	100,147	48,998	32.85%
Maintenance/Capital Outlay	7,000	582	424	158	27.16%	2,910	834	2,076	0.00%
Total Administration	<u>544,341</u>	<u>45,157</u>	<u>27,193</u>	<u>17,964</u>	<u>39.78%</u>	<u>228,101</u>	<u>149,845</u>	<u>78,256</u>	<u>34.31%</u>
<b><u>Operations:</u></b>									
Salaries	396,017	32,597	18,332	14,265	43.76%	167,794	93,684	74,110	44.17%
Supplies	15,000	1,249	1,243	6	0.45%	6,245	2,406	3,839	61.47%
Other Services	41,010	3,416	437	2,979	87.22%	17,080	6,769	10,311	60.37%
Maintenance/Capital Outlay	41,094	3,424	3,512	(88)	-2.57%	17,120	7,365	9,756	56.98%
Total Operations	<u>493,121</u>	<u>40,686</u>	<u>23,524</u>	<u>17,162</u>	<u>42.18%</u>	<u>208,239</u>	<u>110,223</u>	<u>98,017</u>	<u>47.07%</u>
<b><u>Non-department</u></b>									
Liability Insurance	20,963	1,746	1,746	-	0.00%	8,730	8,730	-	0.00%
Total Non-department	<u>20,963</u>	<u>1,746</u>	<u>1,746</u>	<u>-</u>	<u>0.00%</u>	<u>8,730</u>	<u>8,730</u>	<u>-</u>	<u>0.00%</u>
<b>Total Expenses</b>	<u><b>1,058,425</b></u>	<u><b>87,589</b></u>	<u><b>52,462</b></u>	<u><b>35,127</b></u>	<u><b>40.10%</b></u>	<u><b>445,070</b></u>	<u><b>268,798</b></u>	<u><b>176,272</b></u>	<u><b>39.61%</b></u>
<b>NET INCOME (1.)</b>	<u><b>\$ 2,023,129</b></u>	<u><b>\$ 169,205</b></u>	<u><b>\$ 170,223</b></u>	<u><b>\$ 1,018</b></u>	<u><b>0.60%</b></u>	<u><b>\$ 838,900</b></u>	<u><b>\$ 938,625</b></u>	<u><b>\$ 99,725</b></u>	<u><b>11.89%</b></u>

\*Depreciation expenses is not included in the statement

# Anzalduas International Bridge

## STANDARDIZED RECOMMENDATION FORM

CITY COMMISSION \_\_\_\_\_  
UTILITY BOARD \_\_\_\_\_  
ANZALDUAS BRIDGE     X    

AGENDA ITEM     5      
DATE SUBMITTED 04/06/21  
MEETING DATE 04/12/21

1. **Agenda Item:** Award of contract for the Anzalduas International Bridge Northbound Lane Expansion Project.

2. **Party Making Request:** Juan Olaguibel, Superintendent of Bridges

3. **Nature of Request: (Brief Overview) Attachments:**   X   Yes    No

4. **Policy Implication:** \_\_\_\_\_

5. **Budgeted:**    Yes    No    N/A

Bid Amount: \_\_\_\_\_ Budgeted Amount: \_\_\_\_\_  
Under Budget: \_\_\_\_\_ Over Budget: \_\_\_\_\_  
Amount Remaining: \_\_\_\_\_

If over budget how will it be paid for: \_\_\_\_\_

6. **Alternate option/costs:** \_\_\_\_\_

7. **Routing:**


<u>NAME/TITLE</u>	<u>INITIAL</u>	<u>DATE</u>	<u>CONCURRENCE</u>	
a) _____			Yes <u>  </u>	No <u>  </u>
b) _____			Yes <u>  </u>	No <u>  </u>
c) _____			Yes <u>  </u>	No <u>  </u>

8. **Staff's Recommendation:**     Award to lowest bidder    

Advisory Board:    Approved    Disapproved    None

City Attorney:    Approved    Disapproved    None

Manager's Recommendation:    Approved    Disapproved    None



**CITY OF MCALLEN  
DEPARTMENT OF ENGINEERING  
MEMORANDUM**


To: Roel Rodriguez, P.E., City Manager  
From: Yvette Barrera, P.E., CFM, City Engineer  
Date: 25 February 2021  
Subject: **Award of Contract – Anzalduas International Bridge NB Lane Expansion Project**  
**Project No.: 02-21-C11-477**

**Goal:**

The goal is to award the contract for Anzalduas International Bridge NB Lane Expansion Project to Responsible bidder.

**Brief Explanation:**

On Wednesday, February 23, 2021, the Purchasing and Contracting Department received eight (8) bid proposals for the above referenced project. The eight bidders identified below:

	 J PEÑA CONSTRUCTION LTD	MOR-WIL LLC	CELSO GONZALEZ CONSTRUCTION LLC	LUCANIA CONSTRUCTION LLC	SPAWGLASS CONTRACTORS INC	HOLCHEMONT LTD
	McAllen, TX	Mission, TX	Mission, TX	Mission, TX	Harlingen, TX	McAllen, TX
TOTAL BASE BID	\$159,104.00	\$174,993.40	\$215,266.56	\$235,880.00	\$405,557.98	\$463,676.00

**NON RESPONSIVE      NON RESPONSIVE**

	FOREMOST PAVING INC	VALLEY STRIPING CORP
	Weslaco, TX	Weslaco, TX
TOTAL BASE BID	\$297,568.00	\$4,320.00

**Base Bid:**

The work consists of Anzalduas U.S. Land Port of Entry Northbound Improvement project includes the development of 1 additional reinforced concrete pavement vehicles lane, work includes pavement improvements for approximately 605 linear feet with a 45 foot taper dedicated for a thru lane. The improvements will consist of the following: new concrete pavement, restriping, re-grading the adjacent natural ground to ensure positive drainage and possibly relocating two road signs. Other services associated with providing a functional and operational inspection facility for CBP Personnel. The project bid of \$159,104.00 is within budget.

A copy of the detailed bid tabulation is attached for your review and consideration.

**Options:**

- 1.) The City Commission may choose to award contract
- 2.) Choose to reject bids and re advertise the project.

**Recommendation:**

Half Engineering, Anzalduas International Bridge Department and Engineering staff recommend award of contract to the responsible bidder, **J Peña Construction Ltd. Of McAllen, Texas** for the total base bid in the amount of **\$159,104.00**. Work to be completed 180 Calendar Days.



BID OPENING: FEBRUARY 23, 2021 AT 4:00 PM  
 LOCATION: CONFERENCE CALL (956) 681-1852

CREATED BY 02/23/2021LV

PROJECT NO. 02-21-C11-477 ANZULDAS BRIDGE LANE EXPANSION PROJECT

																NON RESPONSIVE		NON RESPONSIVE	
BIDDERS				★ J PEÑA CONSTRUCTION LTD MCALLEN, TX		MOR-WIL LLC MISSION, TX		CELSE GONZALEZ CONSTRUCTION INC MISSION, YTX		LUCANIA CONSTRUCTION LLC MISSION, TX		SPAWGLASS CONTRACTORS INC HARLINGEN, TX		HOLCHEMONT LTD MCALLEN, TX		FOREMOST PAVING INC WESLACO, TX		VALLEY STRIPING CORP WESLACO, TX	
NO.	DESCRIPTION	QTY	UOM	UNIT PRICE	EXT PRICE	UNIT PRICE	EXT PRICE	UNIT PRICE	EXT PRICE	UNIT PRICE	EXT PRICE	UNIT PRICE	EXT PRICE	UNIT PRICE	EXT PRICE	UNIT PRICE	EXT PRICE	UNIT PRICE	EXT PRICE
1	MOBILIZATION/ SITE PREPARATION	1	LS	\$23,000.00	\$23,000.00	\$25,000.00	\$25,000.00	\$6,710.00	\$6,710.00	\$20,000.00	\$20,000.00	\$25,451.92	\$25,451.92	\$10,200.00	\$10,200.00	\$65,000.00	\$65,000.00		NO BID
2	EARTHWORK	1	LS	\$5,000.00	\$5,000.00	\$35,000.00	\$35,000.00	\$7,930.00	\$7,930.00	\$12,000.00	\$12,000.00	\$41,114.64	\$41,114.64	\$30,200.00	\$30,200.00	\$22,000.00	\$22,000.00		NO BID
3	EROSION CONTROL- SILT FENCE	1	LS	\$3,200.00	\$3,200.00	\$15,000.00	\$15,000.00	\$4,270.00	\$4,270.00	\$1,500.00	\$1,500.00	\$18,403.70	\$18,403.70	\$10,600.00	\$10,600.00	\$13,000.00	\$13,000.00		NO BID
4	CONSTRUCTION STAKING	1	LS	\$5,600.00	\$5,600.00	\$7,500.00	\$7,500.00	\$6,710.00	\$6,710.00	\$2,500.00	\$2,500.00	\$5,873.52	\$5,873.52	\$15,100.00	\$15,100.00	\$2,000.00	\$2,000.00		NO BID
5	SIGNS, BARRICADES, TRAFFIC HANDLING	4	MO	\$4,800.00	\$19,200.00	\$4,000.00	\$16,000.00	\$2,745.00	\$10,980.00	\$1,600.00	\$6,400.00	\$5,188.28	\$20,753.12	\$6,400.00	\$25,600.00	\$3,500.00	\$14,000.00		NO BID
6	VEGETATION(INCLUDING MULCH SEEDING, WATERING AND 4" OF TOPSOILS)	1	LS	\$7,800.00	\$7,800.00	\$15,000.00	\$15,000.00	\$9,150.00	\$9,150.00	\$16,000.00	\$16,000.00	\$9,789.20	\$9,789.20	\$31,800.00	\$31,800.00	\$3,500.00	\$3,500.00		NO BID
GENERAL TOTAL:				\$63,800.00		\$113,500.00		\$45,760.00		\$58,400.00		\$121,386.10		\$123,500.00		\$119,500.00			
7	8" CONCRETE PAVEMENT	780	SY	\$62.00	\$48,360.00	\$19.53	\$15,233.40	\$114.68	\$89,450.40	\$120.00	\$93,600.00	\$207.83	\$162,107.40	\$254.00	\$198,120.00	\$155.00	\$120,900.00		NO BID
8	1.5 HMACH TYPE "D"	936	SY	\$18.00	\$16,848.00	\$14.00	\$13,104.00	\$36.60	\$34,257.60	\$15.00	\$14,040.00	\$35.24	\$32,984.64	\$45.00	\$42,120.00	\$25.00	\$23,400.00		NO BID
9	8" CALICHE BASE	936	SY	\$12.00	\$11,232.00	\$11.00	\$10,296.00	\$24.40	\$22,838.40	\$38.00	\$35,568.00	\$41.11	\$38,478.96	\$63.00	\$58,968.00	\$15.00	\$14,040.00		NO BID
10	8" LIME STABILIZED SUBGRADE (5%)	936	SY	\$10.00	\$9,360.00	\$4.00	\$3,744.00	\$11.59	\$10,848.24	\$25.00	\$23,400.00	\$27.41	\$25,655.76	\$20.00	\$18,720.00	\$14.00	\$13,104.00		NO BID
11	GEOGRID BASE REINFORCEMENT (Ty II)	936	SY	\$4.00	\$3,744.00	\$3.50	\$3,276.00	\$7.32	\$6,851.52	\$7.00	\$6,552.00	\$17.62	\$16,492.32	\$13.00	\$12,168.00	\$4.00	\$3,744.00		NO BID
12	4" REFLECTORIZED PAVEMENT MARKINGS (SLD) WHITE	720	LF	\$4.00	\$2,880.00	\$11.00	\$7,920.00	\$3.66	\$2,635.20	\$3.00	\$2,160.00	\$5.87	\$4,226.40	\$7.00	\$5,040.00	\$2.00	\$1,440.00	\$3.00	\$2,160.00
13	4" REFLECTORIZED PAVEMENT MARKINGS (BRK) WHITE	720	LF	\$4.00	\$2,880.00	\$11.00	\$7,920.00	\$3.66	\$2,635.20	\$3.00	\$2,160.00	\$5.87	\$4,226.40	\$7.00	\$5,040.00	\$2.00	\$1,440.00	\$3.00	\$2,160.00
PAVING IMPROVEMENTS:				\$95,304.00		\$61,493.40		\$169,516.56		\$177,480.00		\$284,171.88		\$340,176.00		\$178,068.00			
GRAND TOTAL				\$159,104.00		\$174,993.40		\$215,266.56		\$235,880.00		\$405,557.98		\$463,676.00		\$297,568.00		\$4,320.00	
BID SECURITY:				SUBMITTED		SUBMITTED		SUBMITTED		SUBMITTED		SUBMITTED		SUBMITTED		NOT SUBMITTED		NOT SUBMITTED	
SECTION "C":				SUBMITTED		SUBMITTED		SUBMITTED		SUBMITTED		SUBMITTED		SUBMITTED		SUBMITTED		SUBMITTED	
COMPLETION TIME(NOT TO EXCEED 180 CALENDAR DAYS)				180 CALENDAR DAYS		180 CALENDAR DAYS		150 CALENDAR DAYS		120 CALENDAR DAYS		180 CALENDAR DAYS		180 CALENDAR DAYS		180 CALENDAR DAYS		2 CALENDAR DAYS	
ADDENDUMS 1, 2 AND 3				ACKNOWLEDGED		ACKNOWLEDGED		ACKNOWLEDGED		ACKNOWLEDGED		ACKNOWLEDGED		ACKNOWLEDGED		ACKNOWLEDGED		NOT ACKNOWLEDGED	



# Anzalduas International Bridge

## STANDARDIZED RECOMMENDATION FORM

CITY COMMISSION \_\_\_\_\_  
UTILITY BOARD \_\_\_\_\_  
ANZALDUAS BRIDGE     X    

AGENDA ITEM     6      
DATE SUBMITTED 04/06/21  
MEETING DATE 04/12/21

1. **Agenda Item:** Chairman's, City Manager's, Superintendent of Bridges', Customs and Border Protection, Maquila Manager's Report.

2. **Party Making Request:** Juan Olaguibel, Superintendent of Bridges

3. **Nature of Request: (Brief Overview) Attachments:**      Yes   X   No

4. **Policy Implication:** \_\_\_\_\_

5. **Budgeted:**      Yes      No      N/A

Bid Amount: \_\_\_\_\_ Budgeted Amount: \_\_\_\_\_  
Under Budget: \_\_\_\_\_ Over Budget: \_\_\_\_\_  
Amount Remaining: \_\_\_\_\_

If over budget how will it be paid for: \_\_\_\_\_

6. **Alternate option/costs:** \_\_\_\_\_

7. **Routing:**

<u>NAME/TITLE</u>	<u>INITIAL</u>	<u>DATE</u>	<u>CONCURRENCE</u>	
a) _____			Yes _____	No _____
b) _____			Yes _____	No _____
c) _____			Yes _____	No _____

8. **Staff's Recommendation:**      Report Only     

Advisory Board:      Approved      Disapproved      None

City Attorney:      Approved      Disapproved      None

Manager's Recommendation:      Approved      Disapproved      None

# Anzalduas International Bridge

## STANDARDIZED RECOMMENDATION FORM

CITY COMMISSION \_\_\_\_\_  
UTILITY BOARD \_\_\_\_\_  
ANZALDUAS BRIDGE     X    

AGENDA ITEM     7      
DATE SUBMITTED 04/06/21  
MEETING DATE 04/12/21

1. Agenda Item: Engineering Report
2. Party Making Request: Juan Olaquibel, Superintendent of Bridges
3. Nature of Request: (Brief Overview) Attachments:      Yes   X   No

4. Policy Implication: \_\_\_\_\_

5. Budgeted:      Yes      No      N/A

Bid Amount: \_\_\_\_\_ Budgeted Amount: \_\_\_\_\_  
Under Budget: \_\_\_\_\_ Over Budget: \_\_\_\_\_  
Amount Remaining: \_\_\_\_\_

If over budget how will it be paid for: \_\_\_\_\_

6. Alternate option/costs: \_\_\_\_\_

7. Routing:

<u>NAME/TITLE</u>	<u>INITIAL</u>	<u>DATE</u>	<u>CONCURRENCE</u>	
a) _____			<u>    </u> Yes	<u>    </u> No
b) _____			<u>    </u> Yes	<u>    </u> No
c) _____			<u>    </u> Yes	<u>    </u> No

8. Staff's Recommendation:      Report Only \_\_\_\_\_

Advisory Board:      Approved      Disapproved      None

City Attorney:      Approved      Disapproved      None

Manager's Recommendation:      Approved      Disapproved      None

# Anzalduas International Bridge

## STANDARDIZED RECOMMENDATION FORM

CITY COMMISSION \_\_\_\_\_  
UTILITY BOARD \_\_\_\_\_  
ANZALDUAS BRIDGE     X    

AGENDA ITEM     8      
DATE SUBMITTED 04/06/21  
MEETING DATE 04/12/21

1. **Agenda Item:** Consultation with City Attorney regarding economic development (T.G.C.551.087).

2. **Party Making Request:** Juan Olaguibel, Superintendent of Bridges

3. **Nature of Request: (Brief Overview) Attachments:**      Yes   X   No

4. **Policy Implication:** \_\_\_\_\_

5. **Budgeted:**      Yes      No      N/A

Bid Amount: \_\_\_\_\_ Budgeted Amount: \_\_\_\_\_  
Under Budget: \_\_\_\_\_ Over Budget: \_\_\_\_\_  
Amount Remaining: \_\_\_\_\_

If over budget how will it be paid for: \_\_\_\_\_

6. **Alternate option/costs:** \_\_\_\_\_

7. **Routing:**

<u>NAME/TITLE</u>	<u>INITIAL</u>	<u>DATE</u>	<u>CONCURRENCE</u>	
a) _____			<u>    </u> Yes	<u>    </u> No
b) _____			<u>    </u> Yes	<u>    </u> No
c) _____			<u>    </u> Yes	<u>    </u> No

8. **Staff's Recommendation:**     Seek Direction    

Advisory Board:      Approved      Disapproved      None

City Attorney:      Approved      Disapproved      None

Manager's Recommendation:      Approved      Disapproved      None