

**JANUARY  
MONTHLY  
REPORT**

**POLICE**  
**MUNICIPAL COURT**

---

# MCALLEN POLICE DEPARTMENT



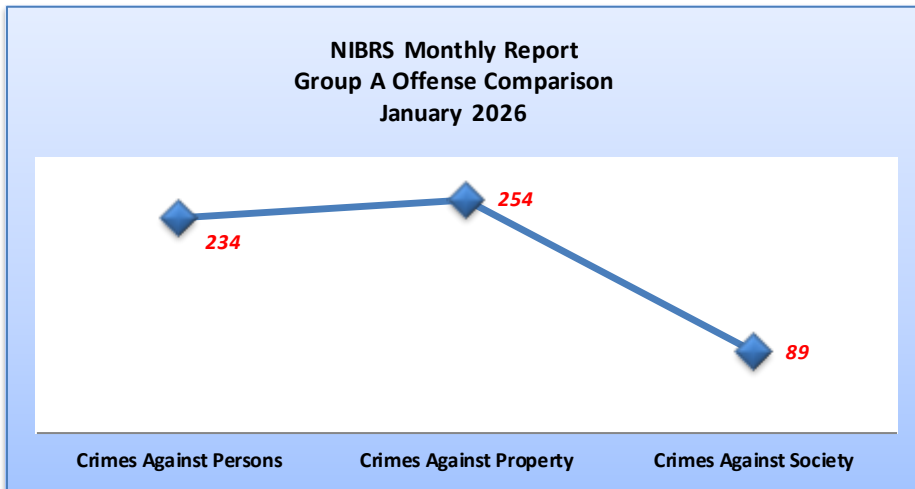
# NIBRS Monthly Report January 2026

*This report reflects incidents submitted to the Texas Department of Public Safety's Uniform Crime Reporting System. As data is submitted, routine data validations are applied to ensure completeness; however, the responsive data contained within this report may have been retrieved from the system prior to being subject to or completing those validation routines, and as such are subject to change as necessary.*

---

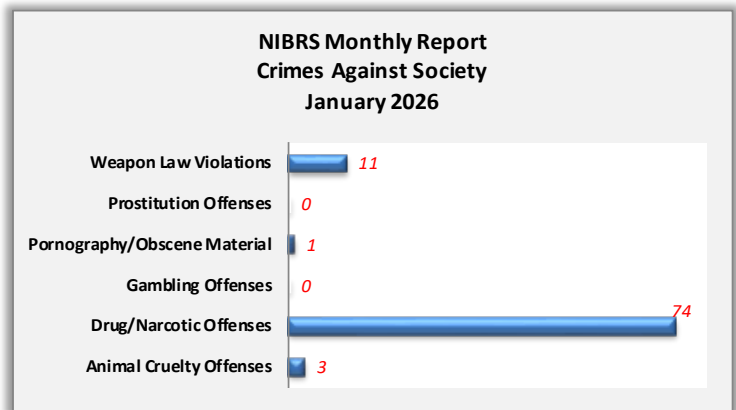


**NIBRS Monthly Report: Group A Categories  
January 2026**

<b>Offense Count By Category</b>	
Crimes Against Persons	234
Crimes Against Property	254
Crimes Against Society	89
<b>Total</b>	<b>577</b>



## NIBRS Monthly Report: Group A Categories January 2026

Offense Count By Category		
<b>Persons</b>	Assault Offenses	227
	Homicide Offenses	0
	Human Trafficking Offenses	0
	Kidnapping/Abduction	1
	Sex Offenses	6
	Sex Offenses, Non-Forcible	0
	<b>Total</b>	<b>234</b>
<b>Property</b>	Arson	0
	Bribery	0
	Burglary	5
	Counterfeiting/Forgery	4
	Embezzlement	2
	Extortion/Blackmail	4
	Fraud Offenses	22
	Larceny Offenses	149
	Motor Vehicle Theft	4
	Robbery	0
	Stolen Property Offenses	1
	Vandalism	63
	<b>Total</b>	<b>254</b>
<b>Society</b>	Animal Cruelty Offenses	3
	Drug/Narcotic Offenses	74
	Gambling Offenses	0
	Pornography/Obscene Material	1
	Prostitution Offenses	0
	Weapon Law Violations	11
	<b>Total</b>	<b>89</b>



**NIBRS Monthly Report: Crimes against Persons  
January 2026**

<u>Offense</u>	<u>Crime Code</u>	<u>Offense Sub-Category</u>	<u>Total Offenses</u>
Assault Offenses	13A	Aggravated Assault	11
	13B	Simple Assault	148
	13C	Intimidation	68
<b>Assault Offenses Total</b>			<b>227</b>
Homicide Offenses	9A	Murder & Non-Negligent Manslaughter	0
	9B	Negligent Manslaughter	0
	9C	Justifiable Homicide	0
<b>Homicide Offenses Total</b>			<b>0</b>
Human Trafficking	64A	Human Trafficking, Commercial Sex Acts	0
	64B	Human Trafficking, Involuntary Servitude	0
<b>Human Trafficking Totals</b>			<b>0</b>
Kidnapping/Abduction	100	Kidnapping/Abduction	1
<b>Kidnapping/Abduction Total</b>			<b>1</b>
Sex Offenses	11A	Rape	3
	11B	Sodomy	0
	11C	Sexual Assault w/Object	0
	11D	Fondling	3
<b>Sex Offenses Total</b>			<b>6</b>
Sex Offenses, Non-Forcible	36A	Incest	0
	36B	Statutory Rape	0
<b>Sex Offenses, Non-Forcible Total</b>			<b>0</b>
<b>Total Crimes Against Persons</b>			<b>234</b>

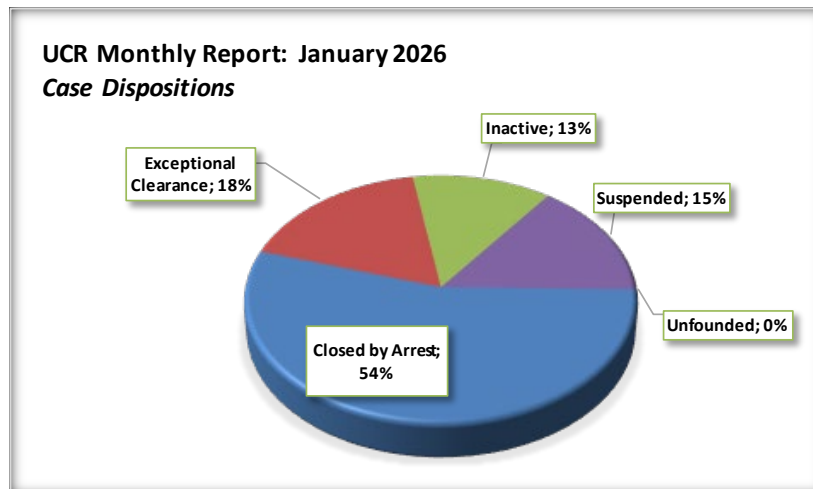
**NIBRS Monthly Report: Crimes against Property  
January 2026**

<u>Offense</u>	<u>Crime Code</u>	<u>Offense Sub-Category</u>	<u>Total Offenses</u>
Arson	200	Arson	0
Bribery	510	Bribery	0
Burglary/Breaking & Entering	220	Burglary/Breaking and Entering	5
Counterfeiting/Forgery	250	Counterfeiting/Forgery	4
Destruction/Damage/Vandalism of Property	290	Destruction/Damage/Vandalism of Property	63
Embezzlement	270	Embezzlement	2
Extortion/Blackmail	210	Extortion/Blackmail	4
Fraud Offenses	26A	False Pretenses/Swindle/Confidence Game	8
	26B	Credit Card Abuse	7
	26C	Impersonation	3
	26D	Welfare Fraud	0
	26E	Wire Fraud	0
	26F	Identity Theft	3
	26G	Hacking/Computer Invasion	1
<b>Fraud Offenses Total</b>			<b>22</b>
Larceny/Theft Offenses	23A	Pocket Picking	0
	23B	Purse Snatching	1
	23C	Shoplifting	74
	23D	Theft from Building	1
	23E	From Coin-Op Machine or Device	0
	23F	Theft from Motor Vehicle	16
	23G	Theft of Motor Vehicle Parts or Accessories	1
	23H	All Other Larceny	56
<b>Larceny/Theft Offenses Total</b>			<b>149</b>
Motor Vehicle Theft	240	Motor Vehicle Theft	4
Robbery	120	Robbery	0
Stolen Property Offenses	280	Stolen Property Offenses	1
<b>Total Crimes Against Property</b>			<b>254</b>

**NIBRS Monthly Report: Crimes against Society  
January 2026**

<u>Offense</u>	<u>Crime Code</u>	<u>Offense Sub-Category</u>	<u>Total Offenses</u>
<b>Animal Cruelty</b>	<b>720</b>	Animal Cruelty	<b>3</b>
<b>Drug/Narcotic Violations</b>	<b>35A</b>	Drug/Narcotic Violations	<b>40</b>
	<b>35B</b>	Drug Equipment Violations	<b>34</b>
<b>Drug/Narcotic Violations Total</b>			<b>74</b>
<b>Gambling Offenses</b>	<b>39A</b>	Betting/Wagering	<b>0</b>
	<b>39B</b>	Operating/Promoting/Assisting Gambling	<b>0</b>
	<b>39C</b>	Gambling Equipment Violations	<b>0</b>
	<b>39D</b>	Sports Tampering	<b>0</b>
<b>Gambling Offenses Total</b>			<b>0</b>
<b>Pornography/Obscene Material</b>	<b>370</b>	Pornography/Obscene Material	<b>1</b>
<b>Prostitution Offenses</b>	<b>40A</b>	Prostitution	<b>0</b>
	<b>40B</b>	Assisting or Promoting Prostitution	<b>0</b>
	<b>40C</b>	Purchasing Prostitution	<b>0</b>
<b>Prostitution Offenses Total</b>			<b>0</b>
<b>Weapon Law Violations</b>	<b>520</b>	Weapon Law Violations	<b>11</b>
<b>Total Crimes Against Society</b>			<b>89</b>

**NIBRS Monthly Report: Case Dispositions  
January 2026**



## NIBRS Monthly Report: Summary of Arrests January 2026

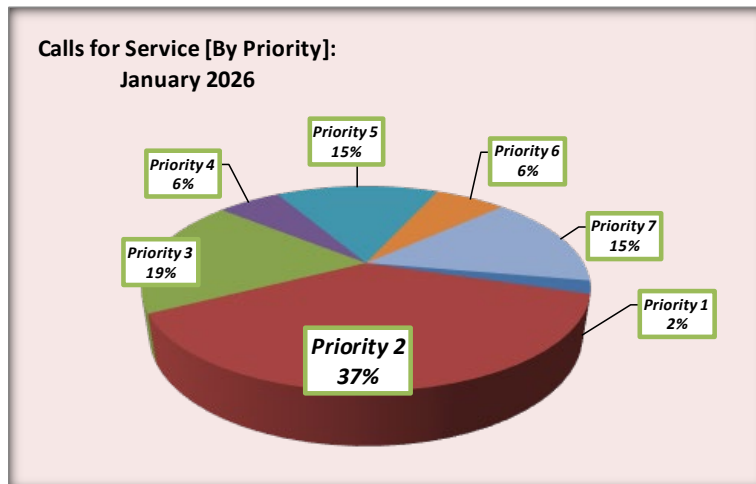
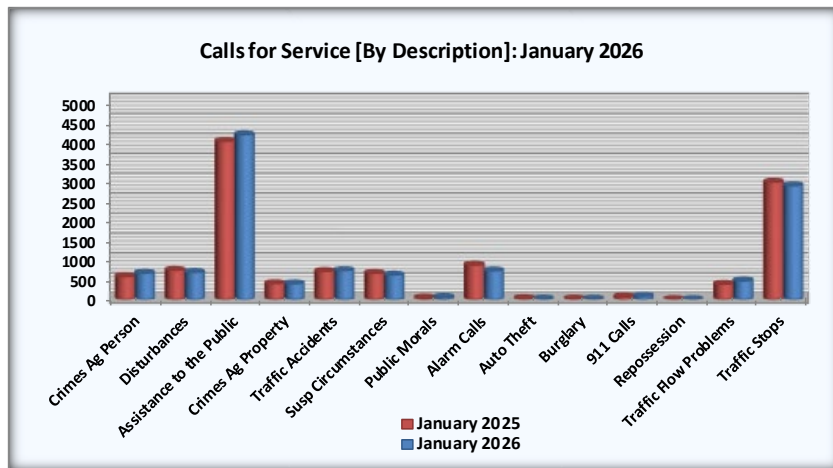
Crime Code	Offense Type	Jan	Feb	Mar	Apr	May	Jun	Jul	Aug	Sep	Oct	Nov	Dec	Yr Totals
13A	Agg Assault	8												8
13B	Simple Assault	50												50
13C	Intimidation	11												11
09A	Murder and Non-negligent Manslaughter													0
09B	Negligent Manslaughter													0
09C	Justifiable Homicide													0
64A	Human Trafficking, Commercial Sex Acts													0
64B	Human Trafficking, Involuntary Servitude													0
100	Kidnapping/Abduction													0
11A	Rape	1												1
11B	Sodomy													0
11C	Sexual Assault With an Object													0
11D	Fondling	1												1
36A	Incest													0
36B	Statutory Rape													0
Total Arrests: Persons Crimes		71	0	0	0	0	0	0	0	0	0	0	0	71
200	Arson													0
510	Bribery													0
220	Burglary	4												4
250	Counterfeiting / Forgery													0
290	Destruction/Damage/Vand	4												4
270	Embezzlement													0
210	Extortion / Blackmail													0
26A	False Pretenses/Swindle	1												1
26B	Credit Card/ATM Fraud	1												1
26C	Impersonation													0
26D	Welfare Fraud													0
26E	Wire Fraud													0
26F	Identity Theft													0
26G	Hacking/Computer Invasion													0
23A	Pocket-picking													0
23B	Purse-Snatching													0
23C	Shoplifting	26												26
23D	Theft From Building													0
23E	Theft From Coin-OP Machine													0
23F	Theft From Motor Vehicle	8												8
23G	Theft Motor Veh Parts													0
23H	All Other Larceny	3												3
240	Motor Vehicle Theft	4												4
120	Robbery													0
280	Stolen Property Offenses													0
Total Arrests: Property Crimes		51	0	0	0	0	0	0	0	0	0	0	0	51
720	Animal Cruelty													0
35A	Drug/Narcotics Violations	31												31
35B	Drug Equipment Violations	16												16
39A	Betting/Wagering													0
39B	Operating/Promoting/ Assiting Gambling													0
39C	Gambling Equipment Violations													0
39D	Sports Tampering													0
370	Pornography/Obscene Material													0
40A	Prostitution													0
40B	Assiting or Promoting Prostitution													0
40C	Purchasing Prostitution													0
520	Weapon Law Violations	7												7
Total Arrests: Society Crimes		54	0	0	0	0	0	0	0	0	0	0	0	54
Total Arrests: All Group A Categories		176	0	0	0	0	0	0	0	0	0	0	0	176
90B	Curfew/Loitering/Vagrancy	41												41
90C	Disorderly Conduct	13												13
90D	Driving Under the Influence	36												36
90F	Family Offense [Non-Violent]	5												5
90G	Liquor Law Violations	7												7
90J	Trespass of Real Property	10												10
90Z	All Other Offenses	129												129
Total Arrests: All Group B Categories		241	0	0	0	0	0	0	0	0	0	0	0	241
Total Arrests: All Group A Categories		176	0	0	0	0	0	0	0	0	0	0	0	176
Total Arrests: All Group B Categories		241	0	0	0	0	0	0	0	0	0	0	0	241
Total Arrests: All Categories		417	0	0	0	0	0	0	0	0	0	0	0	417

**NIBRS Monthly Report: All Stolen/Recovered Property by Type  
January 2026**

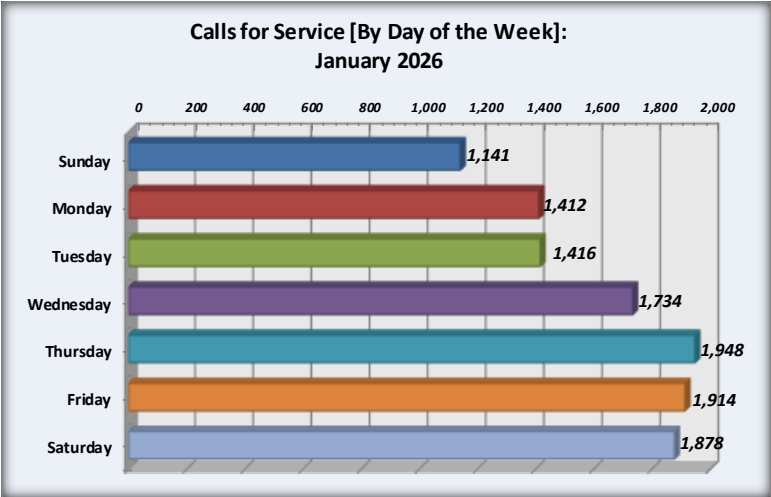
NIBRS: Property Stolen and Recovered by Property Type					
Property Type	Stolen (\$)	Recovered (\$)	Property Type	Stolen (\$)	Recovered (\$)
Aircraft [01]			Logging Equipment [69]		
Aircraft Parts/Accessories [41]			Medical/Medical Lab Equipment [70]		
Alcohol [02]	\$ 804.00	\$ 25.00	Merchandise [19]	\$ 2,722.00	\$ 577.00
Artistic Supplies/Accessories [42]			Metals, Non-Precious [71]	\$ 41.00	\$ 41.00
Automobiles [03]	\$ 100,500.00	\$ 100,500.00	Money [20]	\$ 14,936.00	
Bicycles [04]	\$ 638.00		Musical Instruments [72]	\$ 873.00	\$ 873.00
Building Materials [43]	\$ 114.00		Negotiable Instruments [21]		
Buses [05]			Non-Negotiable Instruments [22]		
Camping/Hunting, Fishing Equip/Supplies [44]			Office-type Equipment [23]	\$ 350.00	
Chemicals [45]	\$ 48.00	\$ 48.00	Other (Misc) [77]	\$ 36,666.00	\$ 2,598.00
Clothes/Furs [06]	\$ 7,591.00	\$ 1,102.00	Other Motor Vehicles [24]		
Collections/Collectibles [46]	\$ 200.00		Pets [73]	\$ 1,350.00	
Computer Hardware/Software [07]	\$ 2,300.00	\$ 600.00	Photographic/Optical Equipment [74]	\$ 30.00	\$ 30.00
Consumable Goods [08]	\$ 7,218.00	\$ 2,827.00	Portable Electronic Communications [75]	\$ 8,961.00	\$ 1,770.00
Credit/Debit Cards [09]			Purse/Handbags/Wallets [25]	\$ 26,274.00	\$ 30.00
Crops [47]			Radios/TVs/VCRs/DVD Players [26]	\$ 700.00	
Documents/Personal or Business [48]			Recordings - Audio/Visual [27]		
Drug/Narcotic Equipment [11]			Recreational Vehicles [28]		
Drugs/Narcotics [10]			Recreational/Sports Equipment [76]		
Explosives [49]			Structures - Industrial/Manufacturing [32]		
Farm Equipment [12]	\$ 55.00		Structures - Other [35]		
Firearm Accessories [59]	\$ 1,400.00		Structures - Other Commercial/Business [31]		
Firearms [13]	\$ 650.00		Structures - Other Dwellings [30]		
Fuel [64]	\$ 62.00		Structures - Public/Community [33]		
Gambling Equipment [14]			Structures - Single Occupancy Dwellings [29]		
Heavy Construction/Industrial Equipment [15]	\$ 1,150.00		Structures - Storage [34]		
Household Goods [16]	\$ 6,509.00	\$ 233.00	Tools [36]	\$ 2,335.00	\$ 517.00
Identity - Intangible [66]			Trailers [78]	\$ 3,000.00	
Identity Documents [65]			Trucks [37]	\$ 2,502.00	
Jewelry/Precious Metals [17]	\$ 572.00	\$ 372.00	Vehicle Parts/Accessories [38]		
Law Enforcement Equipment [67]			Watercraft [39]		
Lawn/Yard/Garden Equipment [68]	\$ 350.00		Watercraft Equipment/Parts/Accessories [79]		
Livestock [18]			Weapons - Other [80]		
<b>Total Property Stolen/Recovered (\$)</b>	<b>\$ 230,901.00</b>	<b>\$ 112,143.00</b>			

## Monthly Calls for Service Comparison January 2026 vs January 2025


Calls for Service: Month/YR Comparison			
Calls for Service Type	January 2026	January 2025	Comparison
Crimes Ag Person	662	577	15%
Disturbances	686	735	-7%
Assistance to the Public	4,139	3,972	4%
Crimes Ag Property	398	402	-1%
Traffic Accidents	728	707	3%
Susp Circumstances	617	658	-6%
Public Morals	57	38	50%
Alarm Calls	722	865	-17%
Auto Theft	14	25	-44%
Burglary	12	17	-29%
911 Calls	83	69	20%
Repossession	0	0	0%
Traffic Flow Problems	468	386	21%
Traffic Stops	2,857	2,947	-3%
<b>Total Calls</b>	<b>11,443</b>	<b>11,398</b>	<b>0.4%</b>



## Monthly Calls for Service January 2026



# CITY OF MCALLEN, TX MUNICIPAL COURT MONTHLY REPORT

For the month of:  <b>JANUARY 2026</b>	COMPARATIVE TOTALS			
	FISCAL YEAR 2025-2026 MONTHLY	FISCAL YEAR 2024-2025 MONTHLY	YEAR TO DATE	
			2025-2026	2024-2025
1. Traffic related cases FILED	753	872	3031	2868
2. Traffic related cases DISMISSED	10	5	43	1162
3. Non-traffic related cases FILED	680	549	2890	2292
4. Non-traffic related cases DISMISSED	88	23	575	2504
5. Number of Fine payments	1129	1108	3784	4980
<b>6. COLLECTIONS FOR THE MONTH</b>				
Fines	\$ 102,133.21	\$ 97,802.75	\$ 342,749.52	\$ 374,491.07
Bonds	\$ 10,547.90	\$ 28,937.00	\$ 53,488.90	\$ 81,531.00
Miscellaneous Court Cost Fees	\$ 76,374.44	\$ 77,981.95	\$ 262,365.07	\$ 296,586.14
TOTAL COLLECTIONS FOR  THE MONTH	<u>\$ 189,055.55</u>	<u>\$ 204,721.70</u>	<u>\$ 658,603.49</u>	<u>\$ 752,608.21</u>
PREPARED BY	<u>BRENDA HERNANDEZ</u>			
DATE:	<u>2/5/2026</u>			
APPROVED BY:				
DATE:	<u>2/5/2026</u>			



# Community Service Hours Completed

**JANUARY 2026**

	Defendants Assigned	Hours Assigned	Total Hrs. Completed
Palmview Golf Course			
Downtown Parking Meter	3	29	24
Recycling Center			
La Piedad Cementery			
Salvation Army	2	18	18
Mujeres Unidas			
Parks and Recreations			
R.G.V. Food Bank			
South Water Plant			
North West Water plant			
D.F.I. REYNOSA			
McALLEN AIRPORT	1	16	16
City of Rio Grande			
	<b>6</b>	<b>63</b>	<b>Total 34</b>

*Hourly Rate: \$12.50 per every Community Service Hours Worked*

**34 hours \* \$12.50 = ⇒ \$ 425.00**

# McAllen Municipal Court MONTHLY CASH REPORT

**JANUARY 2026**

DATE	DEPOSIT	CR/CARD	WEB	DAILY TOTALS
1	NEW YEARS			
2	\$6,583.00	\$2,620.00	\$1,933.50	\$11,138.50
3				
4				
5	\$5,117.00	\$2,788.00	\$2,165.00	\$10,070.00
6	\$1,549.00	\$2,495.00	\$2,204.00	\$6,248.00
7	\$1,706.50	\$1,024.00	\$1,387.40	\$4,117.90
8	\$3,997.00	\$1,379.00	\$600.00	\$5,976.00
9	\$3,296.00	\$805.00	\$5,540.00	\$9,641.00
10				
11				
12	\$5,904.50	\$1,643.00	\$1,535.00	\$9,082.50
13	\$3,548.00	\$2,642.40	\$1,376.30	\$7,566.70
14	\$3,943.00	\$1,236.00	\$1,150.00	\$6,329.00
15	\$1,807.00	\$2,454.00	\$2,370.00	\$6,631.00
16	\$3,399.00	\$2,780.00	\$4,150.00	\$10,329.00
17				
18				
19	\$3,702.00	\$606.50	\$2,734.50	\$7,043.00
20	\$3,522.50	\$2,209.00	\$2,710.00	\$8,441.50
21	\$3,766.00	\$2,653.00	\$2,485.10	\$8,904.10
22	\$1,765.00	\$1,395.00	\$3,904.00	\$7,064.00
23	\$2,937.00	\$2,944.00	\$3,045.00	\$8,926.00
24				
25				
26	\$4,784.00	\$2,794.00	\$2,685.00	\$10,263.00
27	\$2,936.00	\$1,374.00	\$2,141.25	\$6,451.25
28	\$3,735.00	\$965.50	\$1,115.50	\$5,816.00
29	\$2,713.50	\$1,436.00	\$3,277.50	\$7,427.00
30	\$2,574.00	\$936.00	\$6,891.60	\$10,401.60
31				
Monthly Totals	<u>\$73,285.00</u>	<u>\$39,179.40</u>	<u>\$55,400.65</u>	<u>\$167,867.05</u>

(OVER \$5.00)

*(Grand Total)*



# MONTHLY WARRANT REPORT JANUARY 2026

	WARRANT/CITATION #	DEFENDANT'S NAME	WALK-IN	ONLINE	AMOUNT COLLECTED	MADE ARRANGEMENTS
1	11052520	LETICIA LUNA		X	\$ 847.00	PAID IN FULL
2	25080619	CARLOS ALBERTO ORTEGA		X	\$ 702.00	PAID IN FULL
3	21052750	AIDA LISSETTE VILLARREAL		X	\$ 70.00	PAID IN FULL
4	17646371, 174646371V	LESLIE C. GARCIA		X	\$ 299.00	PAID IN FULL
5	22068080, 22068080V	EMILY N. TORRES		X	\$ 1,072.50	PAID IN FULL
6	23051048, 23051048F	MARIA ISABELLE VALLE		X	\$ 364.00	PAID IN FULL
7	25055662	JUAN DEDIOS GARCIA		X	\$ 195.00	PAID IN FULL
8						
9						
10						
11						
12						
13						
14						
15						
16						
17						
18						
19						
20						
21						
22						
23						
24						
25						
26						
27						
28						
29						

# Collections Department Monthly Report

January 2026

		Collections Hearing Report										IH SC		Pre Coll's Meeting Report				O.C.A
Hearing Date	Original Docket Viol's	Original Persons	Reset Viol's	No Show Viol's	C/S hrs Viol's	Viol's Heard	pp./Ext Viol's	Paid Viol's	Dismiss T/S Misc.		Total	Viol's set	Viol's Heard	Date of Meeting	Pre Coll's Meetings	Seen by Clerk	No show	O.C.A
1	5	5	4	0	0	5	0	0	1	1	5	25	9	1/02/206	5	4	1	
2											0			1/5/26	2	2	0	
3											0			1/6/26	3	2	1	
4											0			1/7/26	5	5	0	
5											0			1/8/26	4	2	2	
6											0			1/9/26	2	2	0	
7											0			1/12/26	5	3	2	
8											0			1/13/26	3	1	2	
9											0			1/14/26	1	1	0	
10											0			1/15/26	3	3	0	
11											0			1/16/26	1	1	0	
12											0			1/19/26	1	1	0	
13											0			1/20/26	4	4	0	
14											0			1/21/26	5	5	0	
15											0			1/22/26	3	3	0	
16											0			1/23/26	3	2	1	
17											0			1/26/26	3	2	1	
18											0			1/27/26	1	1	0	
19											0			1/28/26	1	1	0	
20											0			1/29/26	2	2	0	
21											0			1/30/26	2	2	0	
22											0			1/31/26	3	3	0	
23											0					0		
24											0					0		
<b>Total</b>		<b>5</b>	<b>5</b>	<b>4</b>	<b>0</b>	<b>5</b>	<b>0</b>	<b>0</b>	<b>1</b>	<b>1</b>	<b>5</b>	<b>5</b>	<b>5</b>	<b>62</b>	<b>52</b>	<b>10</b>		



# THE TEXAS OFFICE OF COURT ADMINISTRATION

## Court Activity Reporting and Directory System

Build Version 1.1.8377.29713

Last Login: 12/5/2025 10:46:23 AM

[Home](#) [Logout](#) | [Help](#)

### Municipal Court: McAllen

Judge: Lauren Sepulveda

Clerk:

**[Municipal Main Menu](#) > [Monthly Report Search](#) > [Monthly Report](#)**

**Criminal**

**Civil**

**Juvenile**

**Additional**

721080900, Hidalgo County, McAllen: January 2026

Report was Entered Successfully

CASES ON DOCKET	TRAFFIC MISDEMEANORS			NON-TRAFFIC MISDEMEANORS		
	Non-Parking	Parking	City Ordinance	Penal Code	Other State Law	City Ordinance
<b>CASES PENDING FIRST OF MONTH</b> <i>(Equals total cases pending end of previous month.)</i>	69848	1241	2906	32081	18792	5021
<b>DOCKET ADJUSTMENTS</b>	0	0	0	0	0	0
<b>1. CASES PENDING FIRST OF MONTH (Adjusted)</b>	69848	1241	2906	32081	18792	5021
a. Active Cases	51083	1208	2869	25194	14690	4880
b. Inactive Cases	18765	33	37	6887	4102	141
No Activity <input type="checkbox"/>						
<b>2. NEW CASES FILED</b> <i>(Include all new cases filed, including those that may also have been disposed this month.)</i>	738	6	9	301	231	148
<b>3. CASES REACTIVATED</b>	106	0	2	51	20	4
<b>4. ALL OTHER CASES ADDED</b>	0	0	0	0	0	0
<b>5. TOTAL CASES ON DOCKET</b> <i>(Sum of Lines 1a, 2, 3 &amp; 4.)</i>	51927	1214	2880	25546	14941	5032
<b>DISPOSITIONS</b>						
<b>6. DISPOSITIONS PRIOR TO COURT APPEARANCE OR TRIAL</b>						
a. Uncontested Dispositions <i>(Disposed without appearance before a judge (CCP Art. 27.14).)</i>	465	4	6	145	39	131
b. Dismissed by Prosecution	6	3	1	8	10	70
<b>7. DISPOSITIONS AT TRIAL</b>						
a. Convictions						
1) Guilty Plea or Nolo Contendere	120	1	0	108	98	11
2) By the Court	0	0	0	1	0	0
3) By the Jury	0	0	0	0	0	0
b. Acquittals						
1) By the Court	0	0	0	0	0	0
2) By the Jury	0	0	0	0	0	0
c. Dismissed by Prosecution	19	1	0	2	1	8
<b>8. COMPLIANCE DISMISSALS</b>						

a. After Driver Safety Course (CCP, Art. 45.0511)	32					
b. After Deferred Disposition (CCP, Art. 45.051)	41	0	0	20	9	1
c. After Teen Court (CCP, Art. 45.052)	12	0	0	0	3	0
d. After Tobacco Awareness Course (HSC, Sec. 161.253)					1	
e. After Treatment for Chemical Dependency (CCP, Art. 45.053)				0	0	
f. After Proof of Financial Responsibility (TC, Sec. 601.193)	7					
g. All Other Transportation Code Dismissals	18	0	0	0	0	0
<b>9. ALL OTHER DISPOSITIONS</b>	<b>21</b>	<b>1</b>	<b>1</b>	<b>13</b>	<b>4</b>	<b>6</b>
<b>10. TOTAL CASES DISPOSED</b> <i>(Sum of Lines 6, 7, 8 &amp; 9.)</i>	<b>741</b>	<b>10</b>	<b>8</b>	<b>297</b>	<b>165</b>	<b>227</b>
<b>11. CASES PLACED ON INACTIVE STATUS</b>	<b>748</b>	<b>0</b>	<b>10</b>	<b>453</b>	<b>95</b>	<b>66</b>
<b>12. CASES PENDING END OF MONTH</b> <i>(Sum of Lines 12a &amp; 12b.)</i>	<b>69845</b>	<b>1237</b>	<b>2907</b>	<b>32085</b>	<b>18858</b>	<b>4942</b>
a. Active Cases <i>(Line 5 minus the sum of Lines 10 &amp; 11.)</i>	50438	1204	2862	24796	14681	4739
b. Inactive Cases <i>(Line 1b minus Line 3, plus Line 11.)</i>	19407	33	45	7289	4177	203
<b>13. SHOW CAUSE AND OTHER REQUIRED HEARINGS HELD</b>	<b>37</b>	<b>1</b>	<b>0</b>	<b>0</b>	<b>6</b>	<b>0</b>
<b>14. CASES APPEALED</b>						
a. After Trial	0	0	0	0	0	0
b. Without Trial	0	0	0	0	0	0

**Notes:**

**Prepared By:** BRENDA HERNANDEZ 2/05/2026

Submit



# THE TEXAS OFFICE OF COURT ADMINISTRATION Court Activity Reporting and Directory System

Build Version 1.1.8377.29713

Last Login: 12/5/2025 10:46:23 AM

[Home](#) [Logout](#) | [Help](#)

## Municipal Court: McAllen

Judge: Lauren Sepulveda

Clerk:

[Municipal Main Menu](#) > [Monthly Report Search](#) > [Monthly Report](#)

**Criminal**

Civil

**Juvenile**

**Additional**

721080900, Hidalgo County, McAllen: January 2026

Report was Entered Successfully

CASES ON DOCKET

CASES PENDING FIRST OF MONTH

*(Equals total cases pending end of previous month.)*

DOCKET ADJUSTMENTS

1. CASES PENDING FIRST OF MONTH (Adjusted)

a. Active Cases

b. Inactive Cases

No Activity

2. NEW CASES FILED

*(Include all new cases filed, including those that may also have been disposed this month.)*

3. CASES REACTIVATED

4. ALL OTHER CASES ADDED

5. TOTAL CASES ON DOCKET

*(Sum of Lines 1a, 2, 3 & 4.)*

DISPOSITIONS

6. UNCONTESTED CIVIL FINES OR PENALTIES

7. DEFAULT JUDGMENTS

8. AGREED JUDGMENTS

9. TRIAL/HEARING BY JUDGE/HEARING OFFICER

10. TRIAL BY JURY

11. DISMISSED FOR WANT OF PROSECUTION

12. ALL OTHER DISPOSITIONS

13. TOTAL CASES DISPOSED

*(Sum of Lines 6 through 12.)*

14. CASES PLACED ON INACTIVE STATUS

15. CASES PENDING END OF MONTH

*(Sum of Lines 15a & 15b.)*

a. Active Cases

*(Line 5 minus the sum of Lines 13 & 14.)*

b. Inactive Cases

*(Line 1b minus Line 3, plus Line 14.)*

TOTAL CASES

0

0

0

0

0

0

0

0

0

0

0

0

0

0

0

0

0

0

0

0

0

16. CASES APPEALED

a. After Trial

0

b. Without Trial

0

**Notes:**

**Prepared By:** BRENDA HERNANDEZ 2/05/2026

[Submit](#)



# THE TEXAS OFFICE OF COURT ADMINISTRATION Court Activity Reporting and Directory System

Build Version 1.1.8377.29713

Last Login: 12/5/2025 10:46:23 AM

[Home](#) [Logout](#) | [Help](#)

## Municipal Court: McAllen

Judge: Lauren Sepulveda

Clerk:

[Municipal Main Menu](#) > [Monthly Report Search](#) > [Monthly Report](#)

**Criminal**

**Civil**

**Juvenile**

**Additional**

721080900, Hidalgo County, McAllen: January 2026

Report was Entered Successfully

No Activity

	TOTAL CASES
1. TRANSPORTATION CODE CASES FILED	10
2. NON-DRIVING ALCOHOLIC BEVERAGE CODE CASES FILED	68
3. DRIVING UNDER THE INFLUENCE OF ALCOHOL CASES FILED	0
4. DRUG PARAPHERNALIA CASES FILED (HSC, Ch. 481)	3
5. TOBACCO CASES FILED (HSC, Sec. 161.252)	8
6. TRUANT CONDUCT CASES FILED (Family Code, Sec.65.003(a))	0
7. EDUCATION CODE (Except Failure to Attend) CASES FILED	0
8. VIOLATION OF LOCAL DAYTIME CURFEW ORDINANCE CASES FILED (Local Govt. Code, Sec. 341.905)	0
9. ALL OTHER NON-TRAFFIC, FINE-ONLY CASES FILED	0
10. TRANSFER TO JUVENILE COURT	
a. Mandatory Transfer (Fam. Code, Sec. 51.08(b)(1))	0
b. Discretionary Transfer (Fam. Code, Sec. 51.08(b)(2))	0
11. ACCUSED OF CONTEMPT AND REFERRED TO JUVENILE COURT (DELINQUENT CONDUCT) (CCP, Art. 45.050(c)(1))	0
12. HELD IN CONTEMPT BY CRIMINAL COURT (FINED AND/OR DENIED DRIVING PRIVILEGES) (CCP, Art. 45.050(c)(2))	0
13. JUVENILE STATEMENT MAGISTRATE WARNING	
a. Warnings Administered	0
b. Statements Certified (Fam. Code, Sec. 51.095)	0
14. DETENTION HEARINGS HELD (Fam. Code, Sec. 54.01)	0
15. ORDERS FOR NON-SECURE CUSTODY ISSUED	0
16. PARENT CONTRIBUTING TO NONATTENDANCE CASES FILED (Ed. Code, Sec. 25.093)	0

**Notes:**

**Prepared By:** BRENDA HERNANDEZ 2/05/2026

[Submit](#)



# THE TEXAS OFFICE OF COURT ADMINISTRATION Court Activity Reporting and Directory System

Build Version 1.1.8377.29713

Last Login: 12/5/2025 10:46:23 AM

[Home](#) [Log](#)

## Municipal Court: McAllen

Judge: Lauren Sepulveda

Clerk:

[Municipal Main Menu](#) > [Monthly Report Search](#) > [Monthly Report](#)

**Criminal**

**Civil**

**Juvenile**

**Additional**

721080900, Hidalgo County, McAllen: January 2026

Report was Entered Successfully

No Activity

	NUMBER GIVEN	NUMBER REQUESTS FOR COUNSEL
<b>1. MAGISTRATE WARNINGS</b>		
a. Class C Misdemeanors	392	
b. Class A and B Misdemeanors	310	12
c. Felonies	143	7
		TOTAL
<b>2. ARREST WARRANTS ISSUED</b>		
a. Class C Misdemeanors		419
b. Class A and B Misdemeanors		327
c. Felonies		167
<b>3. CAPIASES PRO FINE ISSUED</b>		34
<b>4. SEARCH WARRANTS ISSUED</b>		59
<b>5. WARRANTS FOR FIRE, HEALTH AND CODE INSPECTIONS FILED (CCP, Art. 18.05)</b>		5
<b>6. EXAMINING TRIALS CONDUCTED</b>		0
<b>7. EMERGENCY MENTAL HEALTH HEARINGS HELD</b>		0
<b>8. MAGISTRATE'S ORDERS FOR EMERGENCY PROTECTION ISSUED</b>		40
<b>9. MAGISTRATE'S ORDERS FOR IGNITION INTERLOCK DEVICE ISSUED (CCP, Art. 17.441)</b>		45
<b>10. ALL OTHER MAGISTRATE'S ORDERS ISSUED REQUIRING CONDITIONS FOR RELEASE ON BOND</b>		29
<b>11. DRIVER'S LICENSE DENIAL, REVOCATION OR SUSPENSION HEARINGS HELD (TC, Sec. 521.300)</b>		8
<b>12. DISPOSITION OF STOLEN PROPERTY HEARINGS HELD (CCP, Ch. 47)</b>		0
<b>13. PEACE BOND HEARINGS HELD</b>		0

14. CASES IN WHICH FINE AND COURT COSTS SATISFIED BY COMMUNITY SERVICE

a. Partial Satisfaction

7

b. Full Satisfaction

10

15. CASES IN WHICH FINE AND COURT COSTS SATISFIED BY JAIL CREDIT

452

16. CASES IN WHICH FINE AND COURT COSTS WAIVED FOR INDIGENCY

17

17. AMOUNT OF FINES AND COURT COSTS WAIVED FOR INDIGENCY

*(Round to the nearest dollar)*

2201

18. FINES, COURT COSTS AND OTHER AMOUNTS COLLECTED

*(Round to the nearest dollar)*

a. Kept by City

113376

b. Remitted to State

54529

c. Total

167906

**Notes:**

**Prepared By:** BRENDA HERNANDEZ 2/05/2026

[Submit](#)







Welcome   
UserID: 721080900

[Home](#) [Add New Record](#) [Import XML](#) [Reports](#) [Data Management](#) [Logout](#)

### FEE RECORDS

Court **Select**  Only my records  Date **Jan** **2026**  
 Sort By **Fee ID** OR  Date Range **Sep** **2025** To **Jan** **2026**

 [Add New Record](#)

		Fee ID	Court	Judge	Report Period	Case Number	Appointee Name	Appointee Position	No Activity	Activity Type	Fee Amount	Billed Expenses	Prepared By	Submission Date
		X 3707754	McAllen	---	Jan 2026			---		Fees	0.00	0.00	BRENDA HERNANDEZ	2/5/2026 9:02:11 AM
		X 3707753	McAllen	---	Jan 2026			---		Appointment	0.00	0.00	BRENDA HERNANDEZ	2/5/2026 9:02:04 AM
		X 3695882	McAllen	---	Dec 2025			---	<input checked="" type="checkbox"/>	Fees	0.00	0.00	BRENDA HERNANDEZ	1/15/2026 4:39:56 PM
		X 3695881	McAllen	---	Dec 2025			---	<input checked="" type="checkbox"/>	Appointment	0.00	0.00	BRENDA HERNANDEZ	1/15/2026 4:39:46 PM
		X 3644040	McAllen	---	Oct 2025			---	<input checked="" type="checkbox"/>	Fees	0.00	0.00	BRENDA HERNANDEZ	12/5/2025 10:58:21 AM
		X 3644039	McAllen	---	Oct 2025			---	<input checked="" type="checkbox"/>	Appointment	0.00	0.00	BRENDA HERNANDEZ	12/5/2025 10:58:01 AM
		X 3644038	McAllen	---	Nov 2025			---	<input checked="" type="checkbox"/>	Fees	0.00	0.00	BRENDA HERNANDEZ	12/5/2025 10:51:57 AM
		X 3644037	McAllen	---	Nov 2025			---	<input checked="" type="checkbox"/>	Appointment	0.00	0.00	BRENDA HERNANDEZ	12/5/2025 10:51:47 AM
		X 3586860	McAllen	---	Sep 2025			---	<input checked="" type="checkbox"/>	Fees	0.00	0.00	BRENDA HERNANDEZ	10/7/2025 4:15:20 PM
		X 3586859	McAllen	---	Sep 2025			---	<input checked="" type="checkbox"/>	Appointment	0.00	0.00	BRENDA HERNANDEZ	10/7/2025 4:15:11 PM



Office of Court Administration • Tom C. Clark Building • 265 W. 14th Street, Suite 600 • Austin, Texas 78701 • Telephone: (512) 463-1625  
 Accessibility Policy • Privacy & Security Policy • Open Record Policy • State Web Site Link & Privacy Policy • Email Texas Courts Online (TCO)  
 Texas Online • Trail - Stateside Search • Texas Homeland Security • Where the Money Goes (State Expenditures)

# **MCALLEN PUBLIC UTILITIES**

**McALLEN PUBLIC UTILITY  
MONTHLY REPORT  
JANUARY 2026**

**REVENUES**

<b>WATER</b>	<b>Cycle 6 13th</b>	<b>Cycle 7 23rd</b>	<b>Cycle 5 31st</b>	<b>ADJUSTMENTS</b>	<b>CURRENT BILLINGS</b>	<b>PRIOR YEAR BILLINGS</b>
Commercial	127,516.00	99,599.77	224,390.02	(107.36)	451,398.43	247,501.60
Multi-family	83,799.53	27,909.91	57,972.34		169,681.78	102,084.93
Traveling Meters	2,129.37	5,659.60	5,636.20		13,425.17	4,667.54
<b>Ttl Com/Multi</b>	<b>213,444.90</b>	<b>133,169.28</b>	<b>287,998.56</b>	<b>(107.36)</b>	<b>634,505.38</b>	<b>354,254.07</b>
Edinburg water		3,497.00			3,497.00	2,500.00
Mission water			3,450.00		3,450.00	0.00
Hidalgo water			32,603.08		32,603.08	19,272.92
Pharr water	20.00				20.00	0.00
Industrial	5,180.14	7,323.58	41,278.31		53,782.03	24,737.02
Residential	474,648.70	685,765.47	339,947.89	(62.25)	1,500,299.81	1,058,392.83
Sharyland # 4		19,577.58			19,577.58	8,599.92
Sharyland # 7		9,429.02			9,429.02	
Sharyland # 8		2,140.71			2,140.71	
<b>Total Water</b>	<b>693,293.74</b>	<b>860,902.64</b>	<b>705,277.84</b>	<b>(169.61)</b>	<b>\$ 2,259,304.61</b>	<b>\$ 1,467,756.76</b>
<b>Additional Charges</b>			<b>178,241.90</b>	<b>(5710.06)</b>	<b>\$ 172,531.84</b>	<b>\$ 173,665.55</b>
<b>GRAND TOTAL FOR WATER</b>					<b>\$ 2,431,836.45</b>	<b>\$ 1,641,422.31</b>

**SPRINKLER**

Commercial	95,067.26	121,360.84	121,475.87		337,903.97	205,502.32
Multi-family	2,156.15	542.89	1,996.47		4,695.51	3,266.00
<b>Ttl Com/Multi</b>	<b>97,223.41</b>	<b>121,903.73</b>	<b>123,472.34</b>	<b>0.00</b>	<b>342,599.48</b>	<b>208,768.32</b>
Industrial	20.00	20.00	5,222.99		5,262.99	2,936.04
Residential	47,257.94	81,827.47	50,497.49		179,582.90	135,337.80
Sharyland # 4		1,955.84			1,955.84	752.61
Sharyland # 7		1,319.87			1,319.87	
Sharyland # 8		0.00			0.00	
<b>Total Sprinkler</b>	<b>144,501.35</b>	<b>207,026.91</b>	<b>179,192.82</b>	<b>0.00</b>	<b>\$ 530,721.08</b>	<b>\$ 347,794.77</b>
<b>Additional Charges</b>					<b>\$ -</b>	<b>\$ -</b>
<b>GRAND TOTAL FOR SPRINKLER</b>					<b>0.00 \$ 530,721.08</b>	<b>\$ 347,794.77</b>

**WATER & SPRINKLER**

Commercial	222,583.26	220,960.61	345,865.89	(107.36)	789,302.40	453,003.92
Multi-family	85,955.68	28,452.80	59,968.81	0.00	174,377.29	105,350.93
Traveling Meters	2,129.37	5,659.60	5,636.20	0.00	13,425.17	4,667.54
<b>Ttl Com/Multi</b>	<b>310,668.31</b>	<b>255,073.01</b>	<b>411,470.90</b>	<b>(107.36)</b>	<b>977,104.86</b>	<b>563,022.39</b>
Edinburg water	0.00	3,497.00	0.00	0.00	3,497.00	2,500.00
Mission water	0.00	0.00	3,450.00	0.00	3,450.00	0.00
Hidalgo water	0.00	0.00	32,603.08	0.00	32,603.08	19,272.92
Pharr water	20.00	0.00	0.00	0.00	20.00	0.00
Industrial	5,200.14	7,343.58	46,501.30	0.00	59,045.02	27,673.06
Residential	521,906.64	767,592.94	390,445.38	(62.25)	1,679,882.71	1,193,730.63
Sharyland # 4	0.00	21,533.42	0.00	0.00	21,533.42	9,352.53
Sharyland # 7		10,748.89			10,748.89	
Sharyland # 8		2,140.71			2,140.71	
<b>Total Water &amp; Sprinkler</b>	<b>837,795.09</b>	<b>1,067,929.55</b>	<b>884,470.66</b>	<b>(169.61)</b>	<b>\$ 2,790,025.69</b>	<b>\$ 1,815,551.53</b>
<b>Additional Charges</b>			<b>178,241.90</b>	<b>(5,710.06)</b>	<b>\$ 172,531.84</b>	<b>\$ 173,665.55</b>
<b>GRAND TOTAL FOR WATER &amp; SPRINKLER</b>					<b>(5,879.67) \$ 2,962,557.53</b>	<b>\$ 1,989,217.08</b>

**McALLEN PUBLIC UTILITY  
MONTHLY REPORT  
JANUARY 2026**

**REVENUES**

	Cycle 6 13th	Cycle 7 23rd	Cycle 5 31st	ADJUSTMENTS	CURRENT BILLINGS	PRIOR YEAR BILLINGS
<b>SEWER</b>						
Commercial	101,702.44	73,045.12	171,735.68	(95.77)	346,387.47	237,303.14
Multi-family	66,540.96	24,738.40	45,511.60	(113.52)	136,677.44	104,827.39
<b>Ttl Com/Multi</b>	<b>168,243.40</b>	<b>97,783.52</b>	<b>217,247.28</b>	<b>(209.29)</b>	<b>483,064.91</b>	<b>342,130.53</b>
City of Alton	66,630.21				66,630.21	55,636.19
Ind - level 1	145.85	220.51	561.77		928.13	742.19
Ind - level 2			8,011.36		8,011.36	3,823.60
Ind - level 3	2,103.16	2,792.39	3,339.03		8,234.58	5,425.64
Ind - level 4	1,028.99	60.18	6,285.12		7,374.29	4,620.92
<b>Total Ind</b>	<b>3,278.00</b>	<b>3,073.08</b>	<b>18,197.28</b>	<b>0.00</b>	<b>24,548.36</b>	<b>14,612.35</b>
Residential	403,105.76	580,343.74	286,864.55	(1,632.44)	1,268,681.61	1,007,777.52
<b>Total Sewer</b>	<b>641,257.37</b>	<b>681,200.34</b>	<b>522,309.11</b>	<b>(1,841.73)</b>	<b>\$ 1,842,925.09</b>	<b>\$ 1,420,156.59</b>
<b>Additional Charges</b>			<b>0.00</b>	<b>0.00</b>	<b>\$ -</b>	<b>\$ -</b>
<b>GRAND TOTAL FOR SEWER</b>				<b>(1,841.73)</b>	<b>\$ 1,842,925.09</b>	<b>\$ 1,420,156.59</b>

**SURCHARGE**

BOD	17,792.27	28,168.31	58,579.11		104,539.69	77,807.40
TSS	5,418.53	12,636.51	10,940.89		28,995.93	11,923.05
<b>Total Sewer Surcharge</b>	<b>23,210.80</b>	<b>40,804.82</b>	<b>69,520.00</b>	<b>0.00</b>	<b>\$ 133,535.62</b>	<b>\$ 89,730.45</b>
<b>Additional Charges</b>			<b>4,876.86</b>	<b>0.00</b>	<b>\$ 4,876.86</b>	<b>\$ 1,237.05</b>
<b>GRAND TOTAL FOR SURCHARGE</b>				<b>0.00</b>	<b>\$ 138,412.48</b>	<b>\$ 90,967.50</b>

**REUSE**

Commercial		10,285.51			10,285.51	9,620.72
Multi-family					0.00	0.00
Traveling Meters		162.37			162.37	50.00
<b>Ttl Com/Multi</b>	<b>0.00</b>	<b>10,447.88</b>	<b>0.00</b>	<b>0.00</b>	<b>10,447.88</b>	<b>9,670.72</b>
Industrial					0.00	0.00
Residential		50,350.68			50,350.68	27,967.66
<b>Total Reuse</b>	<b>0.00</b>	<b>60,798.56</b>	<b>0.00</b>	<b>0.00</b>	<b>\$ 60,798.56</b>	<b>\$ 37,638.38</b>
<b>Additional Charges</b>			<b>6,950.00</b>	<b>0.00</b>	<b>\$ 6,950.00</b>	<b>\$ 8,600.00</b>
<b>GRAND TOTAL FOR REUSE</b>					<b>\$ 67,748.56</b>	<b>\$ 46,238.38</b>

**SANITATION**

Commercial	228,732.51	208,913.35	364,894.66	(617.78)	801,922.74	769,092.62
Multi-family	61,324.34	32,810.67	36,106.67		130,241.68	127,650.25
<b>Ttl Com/Multi</b>	<b>290,056.85</b>	<b>241,724.02</b>	<b>401,001.33</b>	<b>(617.78)</b>	<b>932,164.42</b>	<b>896,742.87</b>
Industrial	7,857.44	2,158.30	22,525.51		32,541.25	34,212.17
Residential	211,961.09	308,620.00	152,135.17	(139.74)	672,576.52	654,392.60
<b>Total Sanitation</b>	<b>509,875.38</b>	<b>552,502.32</b>	<b>575,662.01</b>	<b>(757.52)</b>	<b>\$ 1,637,282.19</b>	<b>\$ 1,585,347.64</b>
<b>Sanitation Misc Charges</b>			<b>3,005.69</b>	<b>0.00</b>	<b>\$ 3,005.69</b>	<b>\$ 2,578.75</b>
<b>Roll Off Charges</b>			<b>148,000.63</b>	<b>0.00</b>	<b>\$ 148,000.63</b>	<b>\$ 125,258.46</b>
<b>GRAND TOTAL FOR SANITATION</b>				<b>(757.52)</b>	<b>\$ 1,788,288.51</b>	<b>\$ 1,713,184.85</b>

**RECYCLE**

Commercial	10,397.40	9,000.64	14,651.53		34,049.57	32,877.79
Multi-family	4,390.02	2,856.62	2,999.29		10,245.93	10,121.35
<b>Ttl Com/Multi</b>	<b>14,787.42</b>	<b>11,857.26</b>	<b>17,650.82</b>	<b>0.00</b>	<b>44,295.50</b>	<b>42,999.14</b>
Industrial	339.60	92.40	912.27		1,344.27	1,372.44
Residential	35,723.08	51,912.46	25,413.27		113,048.81	120,177.57
<b>Total Recycle</b>	<b>50,850.10</b>	<b>63,862.12</b>	<b>43,976.36</b>	<b>0.00</b>	<b>\$ 158,688.58</b>	<b>\$ 164,549.15</b>
<b>Additional Charges</b>			<b>0.00</b>	<b>0.00</b>	<b>\$ -</b>	<b>\$ -</b>
<b>GRAND TOTAL FOR RECYCLE FEE</b>				<b>0.00</b>	<b>\$ 158,688.58</b>	<b>\$ 164,549.15</b>

**McALLEN PUBLIC UTILITY  
MONTHLY REPORT  
JANUARY 2026**

**REVENUES**

	Cycle 6	Cycle 7	Cycle 5		CURRENT	PRIOR YEAR
BRUSH FEE	13th	23rd	31st	ADJUSTMENTS	BILLINGS	BILLINGS
Commercial	6,002.73	3,318.35	4,748.41		14,069.49	13,663.92
Multi-family	12,127.58	5,952.74	7,434.17		25,514.49	24,915.69
<b>Ttl Com/Multi</b>	<b>18,130.31</b>	<b>9,271.09</b>	<b>12,182.58</b>	<b>0.00</b>	<b>39,583.98</b>	<b>38,579.61</b>
Industrial	85.58	20.00	155.00		260.58	267.50
Residential	59,791.06	88,267.23	40,418.43		188,476.72	185,378.91
<b>Total Brush</b>	<b>78,006.95</b>	<b>97,558.32</b>	<b>52,756.01</b>	<b>0.00</b>	<b>\$ 228,321.28</b>	<b>\$ 224,226.02</b>
<b>GRAND TOTAL FOR BRUSH FEE</b>					<b>\$ 228,321.28</b>	<b>\$ 224,226.02</b>

**STANITATION STATE TAXES**

Billings	51,596.56	57,475.92	58,001.63	(51.00)	167,023.11	\$ 162,913.61
<b>Total Taxes</b>	<b>51,596.56</b>	<b>57,475.92</b>	<b>58,001.63</b>	<b>(51.00)</b>	<b>\$ 167,023.11</b>	<b>\$ 162,913.61</b>
<b>GRAND TOTAL SANITATION STATE TAXES</b>					<b>\$ 167,023.11</b>	<b>\$ 162,913.61</b>

**ASSOCIATION DUES**

Victorian Square AD05			315.00		315.00	300.00
Fairway Grande AD24			380.00		380.00	372.60
Bentsen Heights AD04	1,040.00				1,040.00	1,020.00
Las Villas AD11	620.00	10.00		(10.00)	620.00	660.00
Westway Ave AD13	130.00				130.00	140.00
Parkland Estates AD30	70.00				70.00	70.00
Emerald Valley Perez AD34	90.00				90.00	90.00
Old Town McAllen AD37	175.00				175.00	175.00
Windfern AD38	250.00				250.00	240.03
Heatherwoods AD01		270.00			270.00	270.00
Hackberry Creek AD02		245.00		(5.95)	239.05	250.00
The Rock AD03		190.00			190.00	210.00
Lark Landing AD06		670.00			670.00	670.00
Tierra Del Sol AD07		350.00		(20.00)	330.00	360.00
Ware Garden AD08		95.00		(15.00)	80.00	95.00
Regency Park Estate AD09		345.00			345.00	345.00
Parkwood-Parkway AD14		472.50			472.50	472.50
Mirabella Park Phase 2 AD15		180.00			180.00	190.00
Oak Manor Estates AD16		440.00			440.00	480.00
Ganna AD17		450.00			450.00	460.00
Trenton Pecans AD18		510.00			510.00	495.00
Nottingham-Sherwood AD20		310.00			310.00	305.00
Mirabella Park Phase 3 AD21		170.00			170.00	180.00
Northridge 4-6 AD22		570.00			570.00	570.00
Woodhollow-Trenton Park AD23		330.00			330.00	350.00
Mirabella Phase 1 AD25		150.00			150.00	150.00
North Ridge Phase 1-3 AD26		580.00			580.00	544.83
Northwest Manor AD27		200.00		(20.00)	180.00	200.00
Shadow Brook AD29		90.00			90.00	90.00
Quail Run AD31		120.00			120.00	130.00
Heritage Manor Ph 1 AD32		1,000.00			1,000.00	1,000.00
Brisas del Norte AD36		1,000.00		(62.41)	937.59	1,080.00
Locksley AD 39		5.00			5.00	100.00
Trinity Oaks		175.00			175.00	180.00
<b>Total Association Dues</b>	<b>\$ 2,375.00</b>	<b>\$ 8,927.50</b>	<b>\$ 695.00</b>	<b>\$ (133.36)</b>	<b>\$ 11,864.14</b>	<b>\$ 12,244.96</b>
<b>GRAND TOTAL HOA</b>					<b>\$ 11,864.14</b>	<b>\$ 12,244.96</b>

**REVENUES**

**McALLEN PUBLIC UTILITY  
MONTHLY REPORT  
JANUARY 2026**

SEWER LINE ASSESSMENT	Cycle 6 13th	Cycle 7 23rd	Cycle 5 3rd	ADJUSTMENTS	CURRENT BILLINGS	PRIOR YEAR BILLINGS
Residential					0.00	50.00
<b>Total Sewer Line Assessment</b>	\$ -	\$ -	\$ -	\$ -	\$ -	\$ 50.00
<b>GRAND TOTAL SEWER LINE ASSESSMENT</b>					<b>\$ -</b>	<b>\$ 50.00</b>

Commercial	13,188.40	10,418.55	18,647.48		42,254.43	42,097.50
Multi-family	2,694.35	1,060.63	1,884.42		5,639.40	5,615.46
<b>Ttl Com/Multi</b>	<b>15,882.75</b>	<b>11,479.18</b>	<b>20,531.90</b>	<b>0.00</b>	<b>47,893.83</b>	<b>47,712.96</b>
Industrial	917.95	303.94	1,586.29		2,808.18	2,763.63
Residential	18,442.35	27,818.63	12,365.54		58,626.52	57,646.17
<b>Total Drainage</b>	<b>\$ 35,243.05</b>	<b>\$ 39,601.75</b>	<b>\$ 34,483.73</b>	<b>\$ -</b>	<b>\$ 109,328.53</b>	<b>\$ 108,122.76</b>
<b>GRAND TOTAL FOR DRAINAGE FEE</b>					<b>\$ 109,328.53</b>	<b>\$ 108,122.76</b>

**RECAP:**

	Cycle 6 13th	Cycle 7 23rd	Cycle 5 3rd	ADJUSTMENTS	CURRENT BILLINGS	PRIOR YEAR BILLINGS
<b>Total Charges</b>	2,230,210.30	2,670,661.20	2,241,874.51	(2,953.22)	\$ 7,139,792.79	\$ 5,620,531.09
<b>Total Additional Charges</b>			341,075.08	(5,710.06)	\$ 335,365.02	\$ 311,339.81
<b>GRAND TOTAL REVENUES</b>					<b>\$ 7,475,157.81</b>	<b>\$ 5,931,870.90</b>
					<b>CHARGES</b>	\$ 7,142,746.01
					<b>ADJUSTMENTS ON CHARGES</b>	\$ (2,953.22)
					<b>ADDITIONAL CHARGES</b>	\$ 341,075.08
					<b>ADJUSTMENTS ON ADD. CHRGES</b>	\$ (5,710.06)
					<b>DEPOSITS</b>	\$ -
					<b>DEPOSIT ADJUSTMENTS</b>	\$ -
<b>GRAND TOTAL REVENUES/PAYABLES</b>					<b>\$ 7,475,157.81</b>	<b>\$ 5,931,870.90</b>

**McALLEN PUBLIC UTILITY  
MONTHLY REPORT  
JANUARY 2026**

**ADDITIONAL MISCELLANEOUS CHARGES:**

<b>WATER MISCELLANEOUS CHARGES:</b>	<b>Charges</b>	<b>Adjustments</b>	<b>Totals</b>
Back Flow Administrative fee	\$ 725.00		\$ 725.00
Back Flow Testing fee	\$ 1,549.69		\$ 1,549.69
Connect fees	\$ 15,125.00	\$ (75.00)	\$ 15,050.00
Travel Meter Fee (NEW)	\$ 400.00		\$ 400.00
Travel Meter (Misc)(Old Rate)	\$ 500.00		\$ 500.00
EX-Extension Fees (Misc)	\$ 5,360.00	\$ (80.00)	\$ 5,280.00
Late Fees	\$ 50,557.21	\$ (80.06)	\$ 50,477.15
PX-Payment plan fee (Misc)	\$ 100.00		\$ 100.00
Reconnect fees	\$ 32,250.00	\$ (25.00)	\$ 32,225.00
Returned Payment Fee (New)	\$ 3,275.00	\$ (50.00)	\$ 3,225.00
Tampering (reconnects)	\$ 1,400.00		\$ 1,400.00
Taps Fees	\$ 67,000.00	\$ (5,400.00)	\$ 61,600.00
Water misc charges			\$ -
<b>TOTAL WATER CHARGES</b>	<b>\$ 178,241.90</b>	<b>\$ (5,710.06)</b>	<b>\$ 172,531.84</b>
<b>BOD &amp; TSS MISCELLANEOUS CHARGES:</b>			
BOD/TSS MANUAL CALCULATIONS	\$ 4,876.86		\$ 4,876.86
<b>TOTAL BOD &amp; TSS MISCELLANEOUS CHARGES</b>	<b>\$ 4,876.86</b>	<b>\$ -</b>	<b>\$ 4,876.86</b>
<b>BOD &amp; TSS MISCELLANEOUS CHARGES:</b>			
Sewer Grease Trap Loan			\$ -
<b>TOTAL SEWER GREASE TRAP LOAN</b>	<b>\$ -</b>	<b>\$ -</b>	<b>\$ -</b>
<b>REUSE MISCELLANEOUS CHARGES:</b>			
Reuse Tap Fee	\$ 6,000.00		\$ 6,000.00
Reuse Connect Fees	\$ 500.00		\$ 500.00
Reuse Reconnect Fees	\$ 350.00		\$ 350.00
Reuse EX-Extension Fees			\$ -
Reuse PX-Payment plan Fee			\$ -
Reuse Returned Payment Fee			\$ -
Reuse Travel Meter Fee (Misc)			\$ -
Reuse Tampering Fee	\$ 100.00		\$ 100.00
<b>TOTAL REUSE MISCELLANEOUS CHARGES</b>	<b>\$ 6,950.00</b>	<b>\$ -</b>	<b>\$ 6,950.00</b>
<b>RECYCLE MISCELLANEOUS CHARGES:</b>			
Debris Disposal Fee			\$ -
<b>TOTAL RECYCLE MISCELLANEOUS CHARGES</b>	<b>\$ -</b>	<b>\$ -</b>	<b>\$ -</b>
<b>SANITATION MISCELLANEOUS CHARGES:</b>			
Lid locks - SA - Com	\$ 41.98		\$ 41.98
Temp Dumpster - SA Com.			\$ -
Wash & Deodorize 2,4,6,8 yd - SA Com			\$ -
Xtra Pick Up 2,4,6,8 yd - SA Com.	\$ 2,963.71		\$ 2,963.71
<b>Total Miscellaneous Commercial Charges</b>	<b>\$ 3,005.69</b>	<b>\$ -</b>	<b>\$ 3,005.69</b>
Disposal Fee - Misc (Roll Offs)	\$ 14,630.00		\$ 14,630.00
Hauling 20,30,40yd (Roll Off)	\$ 77,018.77		\$ 77,018.77
Rental 20,30,40yd (Roll Off)	\$ 28,367.46		\$ 28,367.46
Roll off fee (fix)			\$ -
Roll off fees			\$ -
Roll Off fees per ton	\$ 27,984.40		\$ 27,984.40
Roll Off Overweight			\$ -
Sludge Fee (Roll-Off) (2018)			\$ -
Tire Disposal Fee - Roll Offs			\$ -
Wash & Deodorize 20,40,60 yd (Roll Offs)			\$ -
Container Inactivity Charge			\$ -
<b>Total Miscellaneous Roll Off charges</b>	<b>\$ 148,000.63</b>	<b>\$ -</b>	<b>\$ 148,000.63</b>
<b>TOTAL SANITATION MISCELLANEOUS CHARGES</b>	<b>\$ 151,006.32</b>	<b>\$ -</b>	<b>\$ 151,006.32</b>
<b>TOTAL ADDITIONAL MISCELLANEOUS CHARGES BILLED:</b>	<b>341,075.08</b>	<b>(5,710.06)</b>	<b>\$ 335,365.02</b>

**McALLEN PUBLIC UTILITY  
MONTHLY REPORT  
JANUARY 2026**

**CONSUMPTION IN GALLONS:**

<b>WATER</b>	<b>Cycle 6 13th</b>	<b>Cycle 7 23rd</b>	<b>Cycle 5 31st</b>	<b>ADJUSTMENTS</b>	<b>CURRENT CONSUMPTION</b>	<b>PRIOR YEAR CONSUMPTION</b>
Commercial	29,966,300	23,574,000	58,237,300	(15,700)	111,761,900	107,684,600
Multi-Family	22,412,300	7,526,900	16,105,400		46,044,600	50,648,000
Traveling Meters	199,800	907,800	1,059,100		2,166,700	823,100
<b>Ttl Com/multi</b>	<b>52,578,400</b>	<b>32,008,700</b>	<b>75,401,800</b>	<b>(15,700)</b>	<b>159,973,200</b>	<b>159,155,700</b>
City of Edinburg		1,600,000			1,600,000	1,500,000
City of Mission			1,500,000		1,500,000	0
City of Hidalgo			16,208,000		16,208,000	12,564,000
City of Pharr					0	0
Industrial	1,365,100	2,242,400	12,628,000		16,235,500	13,533,800
Residential	87,913,000	149,636,600	66,488,900		304,038,500	294,953,700
Sharyland # 4		5,049,900			5,049,900	4,435,300
Sharyland # 7		2,308,800			2,308,800	
Sharyland # 8		494,200			494,200	
<b>Total Water</b>	<b>141,856,500</b>	<b>193,340,600</b>	<b>172,226,700</b>	<b>(15,700)</b>	<b>507,408,100</b>	<b>486,142,500</b>
					<b>507,408,100</b>	<b>486,142,500</b>
<b>SPRINKLER</b>						
Commercial	25,627,300	34,565,000	33,795,100		93,987,400	84,173,300
Multi-family	532,100	102,500	557,600		1,192,200	1,229,500
<b>Ttl Com/multi</b>	<b>26,159,400</b>	<b>34,667,500</b>	<b>34,352,700</b>	<b>0</b>	<b>95,179,600</b>	<b>85,402,800</b>
Industrial	0	0.00	1,518,400		1,518,400	1,220,800
Residential	12,039,400	21,958,900	15,240,200		49,238,500	48,793,000
Sharyland # 4		480,700			480,700	392,100
Sharyland # 7		178,600			178,600	
Sharyland # 8					0	
<b>Total Sprinkler</b>	<b>38,198,800</b>	<b>57,285,700</b>	<b>51,111,300</b>	<b>0</b>	<b>146,595,800</b>	<b>135,808,700</b>
					<b>146,595,800</b>	<b>135,808,700</b>
<b>TOTAL WATER &amp; SPRINKLER</b>						
Commercial	55,593,600	58,139,000	92,032,400	(15,700)	205,749,300	191,857,900
Multi-family	22,944,400	7,629,400	16,663,000	0	47,236,800	51,877,500
Traveling Meters	199,800	907,800	1,059,100	0	2,166,700	823,100
<b>Ttl Com/multi</b>	<b>78,737,800</b>	<b>66,676,200</b>	<b>109,754,500</b>	<b>(15,700)</b>	<b>255,152,800</b>	<b>244,558,500</b>
City of Edinburg	0	1,600,000	0	0	1,600,000	1,500,000
City of Mission	0	0	1,500,000	0	1,500,000	0
City of Hidalgo	0	0	16,208,000	0	16,208,000	12,564,000
City of Pharr	0	0	0	0	0	0
Industrial	1,365,100	2,242,400	14,146,400	0	17,753,900	14,754,600
Residential	99,952,400	171,595,500	81,729,100	0	353,277,000	343,746,700
Sharyland # 4	0	5,530,600	0	0	5,530,600	4,827,400
Sharyland # 7		2,487,400			2,487,400	
Sharyland # 8		494,200			494,200	
<b>Total Water &amp; Sprinkler</b>	<b>180,055,300</b>	<b>250,626,300</b>	<b>223,338,000</b>	<b>(15,700)</b>	<b>654,003,900</b>	<b>621,951,200</b>
					<b>654,003,900</b>	<b>621,951,200</b>

**McALLEN PUBLIC UTILITY  
MONTHLY REPORT  
JANUARY 2026**

**CONSUMPTION IN GALLONS:**

<b>SEWER</b>	<b>Cycle 6 13th</b>	<b>Cycle 7 23rd</b>	<b>Cycle 5 31st</b>	<b>ADJUSTMENTS</b>	<b>CURRENT CONSUMPTION</b>	<b>PRIOR YEAR CONSUMPTION</b>
Commercial	28,973,200	20,643,800	55,323,200	(15,700)	104,924,500	100,816,200
Multi-family	22,250,400	8,641,000	15,971,500	(47,300)	46,815,600	50,929,700
<b>Ttl Com/multi</b>	<b>51,223,600</b>	<b>29,284,800</b>	<b>71,294,700</b>	<b>(63,000)</b>	<b>151,740,100</b>	<b>151,745,900</b>
City of Alton	51,649,000				51,649,000	43,126,500
Ind - level 1	24,400	668,800	1,674,100		2,367,300	2,720,000
Ind - level 2			6,592,800		6,592,800	4,424,100
Ind - level 3	1,049,500	1,555,000	1,689,900		4,294,400	3,877,100
Ind - level 4	291,200	18,600	2,585,700		2,895,500	2,507,000
<b>Total Ind</b>	<b>1,365,100</b>	<b>2,242,400</b>	<b>12,542,500</b>	<b>0</b>	<b>16,150,000</b>	<b>13,528,200</b>
Residential	86,085,900	150,563,700	65,546,500	(685,900)	301,510,200	289,917,100
<b>Total Sewer</b>	<b>190,323,600</b>	<b>182,090,900</b>	<b>149,383,700</b>	<b>(748,900)</b>	<b>521,049,300</b>	<b>498,317,700</b>
					<b>521,049,300</b>	<b>498,317,700</b>
<b>REUSE</b>						
Commercial					0	9,353,200
Multi-family		7,165,500			7,165,500	0
Traveling Meters		46,200			46,200	0
<b>Ttl Com/Multi</b>	<b>0</b>	<b>7,211,700</b>	<b>0</b>	<b>0</b>	<b>7,211,700</b>	<b>9,353,200</b>
Industrial					0	0
Residential		17,202,600			17,202,600	12,491,500
<b>Total Reuse</b>	<b>0</b>	<b>24,414,300</b>	<b>0</b>	<b>0</b>	<b>24,414,300</b>	<b>21,844,700</b>
					<b>24,414,300</b>	<b>21,844,700</b>

**McALLEN PUBLIC UTILITY  
MONTHLY REPORT  
JANUARY 2026**

**NUMBER OF ACCOUNTS:**

<b>WATER</b>	<b>Cycle 6 13th</b>	<b>Cycle 7 23rd</b>	<b>Cycle 5 31st</b>	<b>ADJUSTMENTS</b>	<b>CURRENT BILLINGS</b>	<b>PRIOR YEAR # OF ACCTS</b>
Commercial	1,656	1,267	2,047		4,970	4,951
Multi-family	660	210	362		1,232	1,230
Traveling Meters	15	28	23		66	66
<b>Ttl Com/Multi</b>	<b>2,331</b>	<b>1,505</b>	<b>2,432</b>		<b>6,268</b>	<b>6,247</b>
Industrial	44	13	75		132	133
Residential	14,431	17,302	9,751		41,484	40,970
City of Edinburg		1			1	1
City of Mission				2	2	2
City of Hidalgo				2	2	2
City of Pharr	1				1	-
Sharyland # 4		253			253	252
Sharyland # 7		259			259	
Sharyland # 8		28			28	
<b>Total Water</b>	<b>16,807</b>	<b>19,361</b>	<b>12,262</b>		<b>48,430</b>	<b>47,607</b>
					<b>48,430</b>	<b>47,607</b>

**SPRINKLER**

Commercial	717	624	751		2,092	1,970
Multi-family	24	11	12		47	50
<b>Ttl Com/Multi</b>	<b>741</b>	<b>635</b>	<b>763</b>		<b>2,139</b>	<b>2,020</b>
Industrial	1	1	22		24	25
Residential	786	1,191	477		2,454	2,444
Sharyland # 4		18			18	18
Sharyland # 7		31			31	
Sharyland # 8		0			0	
<b>Total Sprinkler</b>	<b>1,528</b>	<b>1,876</b>	<b>1,262</b>		<b>4,666</b>	<b>4,507</b>
					<b>4,666</b>	<b>4,507</b>

**TOTAL WATER & SPRINKLER**

Commercial	2,373	1,891	2,798		7,062	6,921
Multi-family	684	221	374		1,279	1,280
Traveling Meters	15	28	23		66	66
<b>Ttl Com/Multi</b>	<b>3,072</b>	<b>2,140</b>	<b>3,195</b>		<b>8,407</b>	<b>8,267</b>
Industrial	45	14	97		156	158
Residential	15,217	18,493	10,228		43,938	43,414
City of Edinburg	0	1	0		1	1
City of Mission	0	0	2		2	2
City of Hidalgo	0	0	2		2	2
City of Pharr	1	0	0		1	0
Sharyland # 4	0	271	0		271	270
Sharyland # 7		290			290	
Sharyland # 8		28			28	
<b>Total Water &amp; Sprinkler</b>	<b>18,335</b>	<b>21,237</b>	<b>13,524</b>		<b>53,096</b>	<b>52,114</b>
					<b>53,096</b>	<b>52,114</b>

**McALLEN PUBLIC UTILITY  
MONTHLY REPORT  
JANUARY 2026**

**NUMBER OF ACCOUNTS:**

	Cycle 6 13th	Cycle 7 23rd	Cycle 5 31st	ADJUSTMENTS	CURRENT BILLINGS	PRIOR YEAR # OF ACCTS
<b>SEWER</b>						
Commercial	1,601	1,175	1,948		4,724	4,679
Multi-Family	657	200	359		1,216	1,206
<b>Ttl Com/Multi</b>	<b>2,258</b>	<b>1,375</b>	<b>2,307</b>		<b>5,940</b>	<b>5,885</b>
City of Alton	1				1	1
Ind - level 1	7	3	8		18	19
Ind - level 2	0	0	5		5	5
Ind - level 3	17	9	25		51	52
Ind - level 4	20	1	35		56	56
<b>Total Ind</b>	<b>44</b>	<b>13</b>	<b>73</b>		<b>130</b>	<b>132</b>
Residential	14,158	17,287	9,522		40,967	40,189
<b>Total Sewer</b>	<b>16,461</b>	<b>18,675</b>	<b>11,902</b>		<b>47,038</b>	<b>46,207</b>
					<b>47,038</b>	<b>46,207</b>

**SURCHARGE**

BOD & TSS	254	265	369		888	835
<b>Total Surcharge</b>	<b>254</b>	<b>265</b>	<b>369</b>		<b>888</b>	<b>835</b>
					<b>888</b>	<b>835</b>

**REUSE**

Commercial		34			34	29
Multi-family					0	0
Traveling Meters		1			1	1
<b>Ttl Com/Multi</b>	<b>0</b>	<b>35</b>	<b>0</b>	<b>0</b>	<b>35</b>	<b>30</b>
Industrial					0	0
Residential		1,077			1,077	922
<b>Total Reuse</b>	<b>0</b>	<b>1,112</b>	<b>0</b>	<b>0</b>	<b>1,112</b>	<b>952</b>
					<b>1,112</b>	<b>952</b>

**SEWER LINE ASSESSMENT**

Residential					0	1
<b>Total Sewer Line Assessment</b>	<b>0</b>	<b>-</b>	<b>-</b>		<b>0</b>	<b>1</b>
					<b>0</b>	<b>1</b>

**SANITATION**

Commercial	1,437	1,140	1,774		4,351	4,280
Multi-family	571	301	292		1,164	1,134
<b>Ttl Com/Multi</b>	<b>2,008</b>	<b>1,441</b>	<b>2,066</b>		<b>5,515</b>	<b>5,414</b>
Industrial	33	6	61		100	101
Residential	13,075	18,932	9,275		41,282	40,215
<b>Total Sanitation</b>	<b>15,116</b>	<b>20,379</b>	<b>11,402</b>		<b>46,897</b>	<b>45,730</b>
					<b>46,897</b>	<b>45,730</b>

**RECYCLE FEE**

Commercial	1,437	1,140	1,774		4,351	4,280
Multi-family	571	301	292		1,164	1,134
<b>Ttl Com/Multi</b>	<b>2,008</b>	<b>1,441</b>	<b>2,066</b>		<b>5,515</b>	<b>5,414</b>
Industrial	33	6	61		100	101
Residential	13,075	18,932	9,275		41,282	40,216
<b>Total Recycle Fee</b>	<b>15,116</b>	<b>20,379</b>	<b>11,402</b>		<b>46,897</b>	<b>45,731</b>
					<b>46,897</b>	<b>45,731</b>

**BRUSH FEE**

Commercial	1,470	1,195	1,806		4,471	4,315
Multi-family	575	305	298		1,178	1,149
<b>Ttl Com/Multi</b>	<b>2,045</b>	<b>1,500</b>	<b>2,104</b>		<b>5,649</b>	<b>5,464</b>
Industrial	35	8	62		105	107
Residential	13,362	19,084	9,328		41,774	40,683
<b>Total Brush Fee</b>	<b>15,442</b>	<b>20,592</b>	<b>11,494</b>		<b>47,528</b>	<b>46,254</b>
					<b>47,528</b>	<b>46,254</b>

**McALLEN PUBLIC UTILITY  
MONTHLY REPORT  
JANUARY 2026**

**NUMBER OF ACCOUNTS:**

	Cycle 6 13th	Cycle 7 23rd	Cycle 5 31st	Adjustments	CURRENT BILLINGS	PRIOR YEAR # OF ACCTS
<b>ASSOCIATION DUES</b>						
H5 - Victorian Square				21	21	20
H24 - Fairway Grande				38	38	39
H4 - Bentsen Heights	104				104	103
H11 - Las Villas Assoc	62	1			63	65
H13 - Westway Avenue	13				13	14
H30 - Parkland Estates	7				7	7
H34 - Emerald Valley Perez	9				9	9
H37 - Old Town McAllen	35				35	35
H38 - Windfern	50				50	51
H1 - Heatherwood Assoc		27			27	27
H2 - Hackberry Creek Dues		49			49	50
H3 - The Rock Assoc Dues		19			19	21
H 6 - Lark Landing Dues		67			67	67
H 7 - Tierra Del Sol Dues		70			70	72
H 8 - Ware Garden		19			19	19
H 9 - Regency Park Estates		69			69	69
H14 - Parkwood Parkway		63			63	63
H15 - Mirabella Ph 2		18			18	19
H16 - Oak Manor Estate		22			22	24
H17 - Ganna Dues		90			90	92
H18 - Trenton Pecans		34			34	33
H20 - Nottingham Sherwood		62			62	63
H21 - Mirabella Ph 3		17			17	18
H22 - Northridge Ph 4-6		57			57	57
H23 - Woodhollow-Trenton		33			33	35
H25 - Mirabella Ph 1		10			10	10
H26 - North Ridge Ph 1-3		58			58	56
H27 - Northwest Manor		20			20	20
H29 - Shadow Brook		9			9	9
H31 - Quail Run		12			12	13
H32 - Heritage Manor Ph 1		50			50	50
H36 - Brisas Del Norte		50			50	54
H39 - Locksley		1			1	20
H41-Trinity Oaks		35			35	36
<b>Total Association Dues</b>	<b>280</b>	<b>962</b>	<b>59</b>		<b>1,301</b>	<b>1,340</b>
					<b>1,301</b>	<b>1,340</b>
<b>DRAINAGE FEE</b>						
Commercial	1,117	825	1,331		3,273	3,196
Multi-family	491	261	267		1,019	989
<b>Ttl Com/Multi</b>	<b>1,608</b>	<b>1,086</b>	<b>1,598</b>		<b>4,292</b>	<b>4,185</b>
Industrial	27	6	33		66	68
Residential	12,531	17,831	8,574		38,936	37,862
<b>Total Drainage Fee</b>	<b>14,166</b>	<b>18,923</b>	<b>10,205</b>		<b>43,294</b>	<b>42,115</b>
					<b>43,294</b>	<b>42,115</b>
<b>GRAND TOTAL</b>	<b>95,170</b>	<b>122,524</b>	<b>70,357</b>		<b>288,051</b>	<b>281,279</b>
<b># OF ACCOUNTS</b>					<b>288,051</b>	<b>281,279</b>

Ester Balboa 2/10/2026  
Prepared by Date

Terri Uvalle 2/10/2026  
Approved by Date

**MCALLEN-  
HIDALGO- REYNOSA-  
ANZALDUAS  
INTERNATIONAL  
TOLL BRIDGE**

**MCALLEN-HIDALGO INTERNATIONAL TOLL BRIDGE FUND**  
**COMPARATIVE STATEMENT OF REVENUES AND EXPENSES**  
**For the Period Ending January 31, 2026**

	<i>Current Year</i>	<i>Prior Year</i>	<i>Variance</i>	<i>Inc/(Dec)</i>
<u>REVENUES:</u>	<i>January 2026</i>	<i>January 2025</i>		
Tolls	<b>\$997,658</b>	<b>\$935,678</b>	<b>\$61,980</b>	<b>6.62%</b>
Rentals	334,895	329,595	5,300	1.61%
Miscellaneous	30,307	17,034	13,273	77.92%
Interest	21,866	18,963	2,903	15.31%
<b>Total Revenues</b>	<b>\$ 1,384,726</b>	<b>\$1,301,270</b>	<b>\$ 83,456</b>	<b>6.41%</b>
	√			
<u>EXPENSES:</u>				
Administration	83,978	\$85,789	(\$1,811)	-2.11% <i>A</i>
Bridge Operations	252,563	235,925	16,638	7.05% <i>B</i>
Insurance	5,367	5,367	-	0.00%
Depreciation	58,009	65,834	(7,825)	-11.89%
<i>Total Expenses</i>	<b>\$ 399,917</b>	<b>\$ 392,915</b>	<b>\$ 7,002</b>	<b>1.78%</b>
<b>NET INCOME/(LOSS)</b>	<b>\$ 984,809</b>	<b>\$ 908,355</b>	<b>\$ 76,454</b>	<b>8.42%</b>

<i>Capital Outlay</i>	-	-	-	-	-	-
	<i>January 2026</i>	<i>January 2025</i>		<i>January 2026</i>	<i>January 2025</i>	
<b>Transfer Out:</b>						
City of Hidalgo	-	-	-	-	-	-
General Fund	-	-	-	-	-	-
ANZALD DEBT SVC SERIES B	-	-	-	-	-	-

ANZALDUAS INTERNATIONAL TOLL BRIDGE FUND  
**COMPARATIVE STATEMENT OF REVENUES AND EXPENSES**  
For the Period Ending January 31, 2026

	Current Year	Prior Year	Variance	Inc/(Dec)
	January 2026	January 2025		
<b>REVENUES:</b>				
Tolls	<b>\$529,058</b>	<b>\$492,066</b>	<b>\$36,992</b>	<b>8%</b>
Rentals	1,017	488	<b>529</b>	<b>108%</b>
Miscellaneous	20,740	11,851	<b>8,888.67</b>	<b>75%</b>
Interest	24,199	31,103	<b>(6,904.39)</b>	<b>-22%</b>
<b>Total Revenues</b>	<b><u>\$ 575,014</u></b>	<b><u>\$535,508</u></b>	<b><u>\$ 39,506</u></b>	<b><u>7.38%</u></b>
7/31/21				
<b>EXPENSES:</b>				
Administration	\$49,090	\$48,098	992	2%
Bridge Operations	37,590	31,526	6,064	19%
Insurance	4,855	4,855	-	0%
Depreciation	114,713	123,611	(8,898)	-7%
<b>Total Expenses</b>	<b><u>\$206,248</u></b>	<b><u>\$208,090</u></b>	<b><u>-\$1,842</u></b>	<b><u>-1%</u></b>
<b>NET INCOME/(LOSS)</b>	<b><u>\$ 368,766</u></b>	<b><u>\$327,418</u></b>	<b><u>\$ 41,348</u></b>	<b><u>12.63%</u></b>

Transfer In:	January 2026	January 2025	January 2026	January 2025
Anzald Debt SVC Series B	0	0	0	0

Day	Class 1	Class 2	Class 3	Class 4	Class 5	Class 6	Class 7	Class 8	Class 9	Class 11	Class 12	Extra Axles	Pedestrian	Total	Viol
<b>Anzalduas</b>															
01/01	2,310	1	0	0	0	0	0	0	1	0	0	5	0	2,312	0
01/02	4,066	2	10	0	65	0	2	0	7	0	0	26	0	4,152	6
01/03	4,304	0	0	0	0	0	1	0	3	0	0	29	0	4,308	6
01/04	4,338	0	0	0	0	0	0	0	5	0	0	6	0	4,343	1
01/05	3,671	4	15	0	63	0	2	0	36	0	0	49	0	3,791	7
01/06	3,691	7	27	0	106	0	1	0	44	0	0	33	0	3,876	5
01/07	3,736	5	34	0	125	1	2	1	45	0	0	48	0	3,949	9
01/08	3,661	4	42	0	120	0	2	0	44	0	0	47	0	3,873	10
01/09	4,484	10	33	0	136	0	2	0	36	0	0	37	0	4,701	5
01/10	3,916	0	0	0	0	0	0	0	8	0	0	21	0	3,924	3
01/11	3,268	0	0	0	0	0	1	0	1	0	0	3	0	3,270	2
01/12	3,265	4	36	0	133	0	2	0	47	0	0	51	0	3,487	9
01/13	3,381	20	62	2	239	0	1	0	53	0	0	44	0	3,758	3
01/14	3,437	11	35	0	136	0	2	0	55	0	0	50	0	3,676	5
01/15	3,572	6	47	0	139	0	1	0	50	0	0	44	0	3,815	5
01/16	4,559	6	66	2	160	1	3	0	40	0	0	57	0	4,837	2
01/17	4,080	0	0	0	0	0	6	0	6	0	0	51	0	4,092	6
01/18	3,343	0	0	0	0	0	1	0	4	0	0	12	0	3,348	1
01/19	2,930	4	57	1	112	0	5	0	33	0	0	38	0	3,142	5
01/20	3,408	13	33	1	148	0	3	0	49	0	0	78	0	3,655	7
01/21	3,455	8	41	0	187	0	2	1	52	0	0	46	0	3,746	6
01/22	3,506	6	30	0	141	1	3	0	49	0	0	39	0	3,736	9
01/23	5,062	12	42	2	192	0	1	0	38	0	0	50	0	5,349	5
01/24	4,221	1	0	0	0	0	0	0	7	0	0	42	0	4,229	8
01/25	2,778	0	0	0	0	0	0	0	5	0	0	17	0	2,783	2
01/26	2,837	9	49	0	158	0	1	0	38	0	0	27	0	3,092	4
01/27	3,185	8	51	1	168	0	3	0	44	0	0	77	0	3,460	10
01/28	3,505	8	60	0	148	0	2	0	46	0	0	57	0	3,769	9
01/29	3,713	6	44	1	146	0	3	0	51	0	0	59	0	3,964	5
01/30	4,222	11	41	2	175	0	1	0	41	0	0	44	0	4,493	7
01/31	3,966	0	0	0	0	0	0	0	3	0	0	44	0	3,969	3
<b>Plaza Total</b>	<b>113,870</b>	<b>166</b>	<b>855</b>	<b>12</b>	<b>2,997</b>	<b>3</b>	<b>53</b>	<b>2</b>	<b>941</b>	<b>0</b>	<b>0</b>	<b>1,231</b>	<b>0</b>	<b>118,899</b>	<b>165</b>

**ANZALDUAS INTERNATIONAL TOLL BRIDGE FUND  
STATEMENT OF NET ASSETS  
For the Period Ending January 31, 2026**

	Anzalduas Int'l Toll Bridge Fund	Series A Debt Service Fund	Series B Debt Service Fund	Anzalduas Cap Imprv Fund	NADBANK Debt Service Fund	Anzalduas Commercial Project Fund	Total
<b>ASSETS</b>							
<i>Current:</i>							
Cash on hand.....	\$ 13,632	\$ -	\$ -	\$ -	\$ -	\$ -	\$ 13,632
Cash in bank.....	335	-	-	-	-	-	335
Investments.....	5,356,614	-	-	-	-	-	5,356,614
Interest receivable.....	-	-	-	-	-	-	-
<b>Total Current Assets</b>	<b>5,370,581</b>	<b>-</b>	<b>-</b>	<b>-</b>	<b>-</b>	<b>-</b>	<b>5,370,581</b>
<i>Restricted Assets:</i>							
Contingency Fund..... X	602,955	-	-	-	-	-	602,955
Debt Service Fund.....	-	-	-	-	-	-	-
Capital Improvement Fund.....	-	-	-	-	-	-	-
Investments/TexPool	-	1,372,851	776,312	3,829,054	2,385,805	92,293,923	100,657,946
Cash	-	-	-	-	-	-	-
Certificates of Deposits - McAllen.....	-	-	-	-	-	-	-
<b>Total Restricted Assets</b>	<b>602,955</b>	<b>1,372,851</b>	<b>776,312</b>	<b>3,829,054</b>	<b>2,385,805</b>	<b>92,293,923</b>	<b>101,260,900</b>
<i>Fixed Assets:</i>							
Land.....	2,922,773	-	-	-	-	-	2,922,773
Buildings.....	3,037,295	-	-	-	-	-	3,037,295
Infrastructure .....	40,475,827	-	-	-	-	-	40,475,827
Development Costs.....	7,417,617	-	-	-	-	-	7,417,617
Construction in Progress	224,172	-	-	-	-	-	224,172
Imprv - other than bldge, Machinery & Equipment.....	2,026,665	-	-	-	-	-	2,026,665
	56,104,347	-	-	-	-	-	56,104,347
Less accumulated depreciation.....	24,172,558	-	-	-	-	-	24,172,558
<b>Total Fixed Assets</b>	<b>31,931,789</b>	<b>-</b>	<b>-</b>	<b>-</b>	<b>-</b>	<b>-</b>	<b>31,931,789</b>
<i>Other Assets, Net:</i>							
Bond Issue Cost / Series 2007 A	-	-	-	-	-	-	-
Bond Issue Cost / Series 2007 B	-	-	-	-	-	-	-
Deferred Outflows	23,398	-	-	-	-	-	23,398
<b>Total Other Assets, net</b>	<b>23,398</b>	<b>-</b>	<b>-</b>	<b>-</b>	<b>-</b>	<b>-</b>	<b>23,398</b>
<b>TOTAL ASSETS</b>	<b>\$ 37,928,722</b>	<b>\$ 1,372,851</b>	<b>\$ 776,312</b>	<b>\$ 3,829,054</b>	<b>\$ 2,385,805</b>	<b>\$ 92,293,923</b>	<b>\$ 138,586,668</b>
<b>LIABILITIES AND FUND EQUITY</b>							
<i>Current Liabilities:</i>							
Vouchers Payable.....	\$ 6,027	\$ -	\$ -	\$ -	\$ -	\$ -	\$ 6,027
Accrued Expenses	817,728	-	-	-	-	-	817,728
Retainage Payable.....	-	-	-	-	-	-	-
Interest Payable.....	-	-	-	-	-	-	-
Noncurrent Liabilities	44,759	-	-	-	-	-	44,759
<b>Total Current Liabilities</b>	<b>868,514</b>	<b>-</b>	<b>-</b>	<b>-</b>	<b>-</b>	<b>-</b>	<b>868,514</b>
<i>Payable from Restricted Assets:</i>							
Current installments of revenue bonds.....	3,479,513	-	-	-	-	-	3,479,513
Due to McAllen International toll bridge.....	-	-	-	-	-	-	-
Interest Payable.....	-	-	-	-	-	-	-
<b>Liabilities Payable from Restricted Assets</b>	<b>3,479,513</b>	<b>-</b>	<b>-</b>	<b>-</b>	<b>-</b>	<b>-</b>	<b>3,479,513</b>
<i>Long-term Liabilities:</i>							
Revenue Bonds, excluding current installments.....	13,565,000	-	-	-	-	-	13,565,000
NADBANK Bonds, excluding current installments.....	60,325,000	-	-	-	-	-	60,325,000
Bond Premiums	573,286	-	-	-	-	-	573,286
Deferred revenues / Other	159,708	-	-	-	-	-	159,708
Board Advance from / Hidl/McAll Bridge series "A"	4,636,848	-	-	-	-	-	4,636,848
Board Advance from / Start-up fund - original cost	7,220,129	-	-	-	-	-	7,220,129
Board Advance from / Start-up fund - after original cost	12,346,827	-	-	-	-	-	12,346,827
<b>Total long-term liabilities</b>	<b>98,826,798</b>	<b>-</b>	<b>-</b>	<b>-</b>	<b>-</b>	<b>-</b>	<b>98,826,798</b>
<i>Net Assets:</i>							
Net Investment in Capital Assets.....	14,313,990	-	-	-	-	-	14,313,990
Restricted:							
Contingency Fund.....	602,955	-	-	-	-	-	602,955
Bond Reserve Fund..... X	-	-	-	-	-	-	-
Capital Improvement.....	-	-	-	3,829,054	-	-	3,829,054
Anzaldua Commercial Project.....	-	-	-	-	-	92,293,923	92,293,923
Debt Service Fund.....	-	1,372,851	776,312	-	2,385,805	-	4,534,968
City of McAllen..... X	-	-	-	-	-	-	-
Total restricted	602,955	1,372,851	776,312	3,829,054	2,385,805	92,293,923	101,260,900
Unrestricted.....	(80,163,047)	-	-	-	-	-	(80,163,047)
<b>Total Net Assets</b>	<b>(65,246,102)</b>	<b>1,372,851</b>	<b>776,312</b>	<b>3,829,054</b>	<b>2,385,805</b>	<b>92,293,923</b>	<b>35,411,843</b>
<b>TOTAL LIABILITIES AND NET ASSETS</b>	<b>\$ 37,928,722</b>	<b>\$ 1,372,851</b>	<b>\$ 776,312</b>	<b>\$ 3,829,054</b>	<b>\$ 2,385,805</b>	<b>\$ 92,293,923</b>	<b>\$ 138,586,668</b>

Day	Class 1	Class 2	Class 3	Class 4	Class 5	Class 6	Class 7	Class 8	Class 9	Class 11	Class 12	Extra Axles	Pedestrian	Total	Viol
<b>Hidalgo</b>															
01/01	4,421	0	0	0	3	0	1	21	5	13	0	1	1,635	6,099	1
01/02	6,862	0	0	1	0	0	1	24	9	41	0	15	3,024	9,962	7
01/03	6,899	0	0	0	0	0	2	28	9	46	0	13	3,140	10,124	9
01/04	6,028	0	0	0	0	0	3	27	4	34	0	5	2,459	8,555	9
01/05	6,643	1	0	0	0	0	3	30	5	44	0	18	3,280	10,006	6
01/06	6,941	0	0	0	0	0	2	25	3	44	0	16	3,483	10,498	5
01/07	7,258	0	0	0	1	0	1	25	6	43	0	22	3,948	11,282	88
01/08	7,189	1	0	0	0	0	2	26	4	35	0	28	4,229	11,486	11
01/09	8,297	1	0	0	0	0	2	31	11	43	0	20	5,181	13,566	44
01/10	8,217	0	0	0	0	0	1	25	10	39	0	22	2,180	10,472	149
01/11	5,964	0	0	0	0	0	4	21	6	30	0	13	2,217	8,242	2
01/12	6,566	1	0	0	0	0	0	27	8	40	0	13	3,412	10,054	8
01/13	7,189	1	0	0	0	0	2	28	6	33	0	5	3,612	10,871	10
01/14	7,361	0	0	0	0	0	3	25	6	36	0	16	4,424	11,855	7
01/15	7,375	0	1	0	0	0	3	20	5	34	0	19	4,141	11,579	7
01/16	8,398	0	0	0	0	0	2	30	13	37	0	22	5,658	14,138	14
01/17	8,462	0	0	0	1	0	3	24	12	37	0	23	3,247	11,786	11
01/18	6,194	0	0	0	2	0	1	26	9	30	0	8	2,332	8,594	8
01/19	6,650	0	0	0	0	0	3	24	5	38	0	13	3,202	9,922	6
01/20	7,016	1	0	0	0	0	1	26	9	38	0	17	3,761	10,852	7
01/21	7,313	0	0	0	0	0	2	23	3	33	0	18	3,560	10,934	6
01/22	7,348	0	0	0	1	0	3	22	7	36	0	11	4,339	11,756	5
01/23	7,773	0	0	0	0	0	2	26	4	39	0	22	5,500	13,344	8
01/24	8,627	0	0	0	0	0	2	25	6	34	0	13	3,131	11,825	7
01/25	4,693	0	0	0	0	0	1	15	5	20	0	12	1,499	6,233	4
01/26	5,849	0	0	0	0	0	1	19	5	26	0	12	1,972	7,872	17
01/27	6,589	0	0	0	0	0	3	26	4	30	0	11	2,654	9,306	9
01/28	7,191	1	0	0	0	0	2	25	6	39	0	13	3,474	10,738	6
01/29	7,111	0	0	0	0	0	3	23	7	36	0	24	4,354	11,534	24
01/30	8,053	0	0	0	0	0	3	27	11	37	0	17	5,331	13,462	9
01/31	7,871	0	0	0	0	0	3	22	8	35	0	18	3,962	11,901	37
<b>Plaza Total</b>	<b>218,348</b>	<b>7</b>	<b>1</b>	<b>1</b>	<b>8</b>	<b>0</b>	<b>65</b>	<b>766</b>	<b>211</b>	<b>1,100</b>	<b>0</b>	<b>480</b>	<b>108,341</b>	<b>328,848</b>	<b>541</b>

**OTHER CITY  
DEPARTMENTS**



**2026 ACTIVITY REPORT**

DESCRIPTION	JAN
<b>ENPLANEMENTS</b>	
AMERICAN AIRLINES	20,596
UNITED AIRLINES	11,100
ALLEGiant AIRLINES	5,674
DELTA	4,751
CHARTERS	307
<b>TOTAL MTD</b>	<b>42,428</b>
<b>CUMULATIVE YTD</b>	<b>42,428</b>
<b>DEPLANEMENTS</b>	
AMERICAN AIRLINES	19,180
UNITED AIRLINES	10,101
ALLEGiant AIRLINES	5,701
DELTA	4,410
CHARTERS	304
<b>TOTAL MTD</b>	<b>39,696</b>
<b>CUMULATIVE YTD</b>	<b>39,696</b>





# 2025 JANUARY CONSTRUCTION REPORT

Construction Value  
**\$23,104,058**

Revenue  
**\$151,714.47**

Total Building Permits  
**183**

## Construction Value

### Residential

- New \$14,518,610
- Addition \$101,900
- Alteration \$566,152

### Commercial

- New \$3,129,000
- Addition \$45,000
- Alteration \$909,042

### Multi-Family

- Duplex \$2,093,825
- Multi-Family \$200,800
- Alteration

**Other** \$1,539,729  
pool, solar, fence, carport, storage,  
gazebo, commercial shell, res found

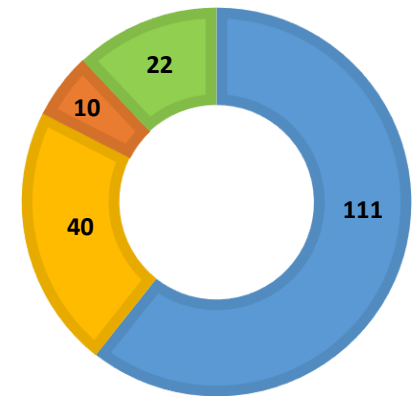
## New Multi-Family



# Units      # Bldgs

Duplex	26	13
Fourplex	0	0
Multi Family	0	0

## Building Permits Issued



■ Residential ■ Commercial ■ Multi-Family ■ Other

Total Sub  
Permits  
**505**

Electrical  
  
**158**

Mechanical  
  
**104**

Plumbing  
  
**243**

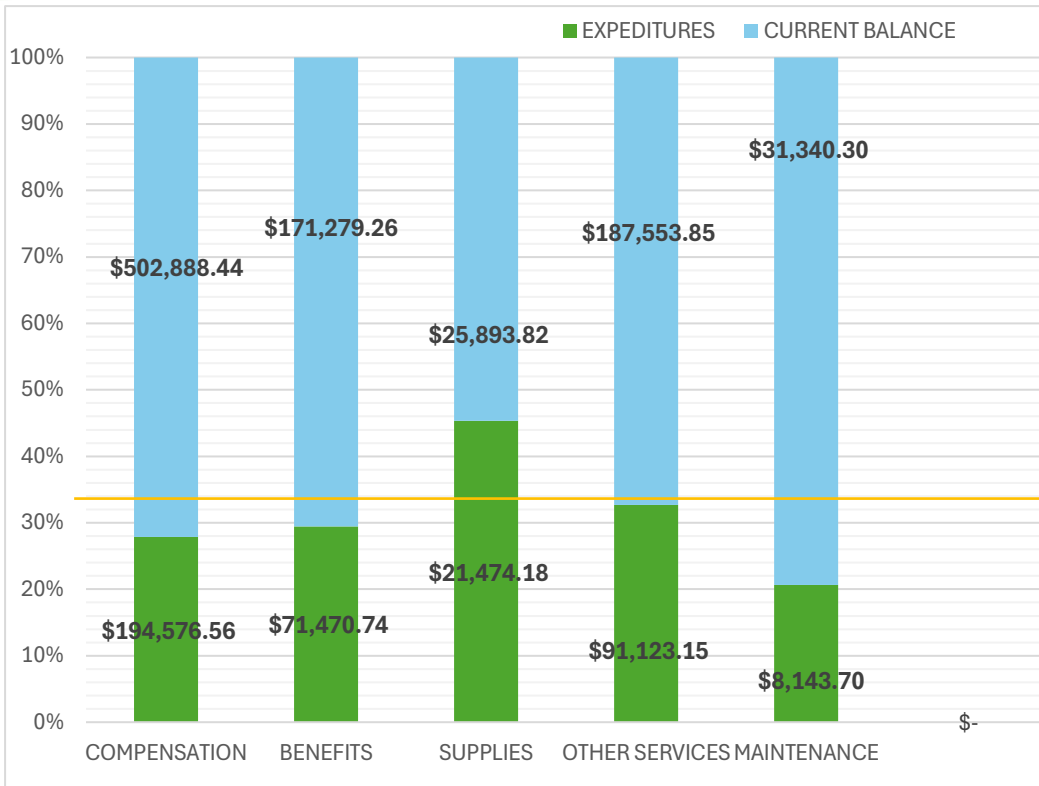


# FY 2025-2026 DOWNTOWN SERVICES

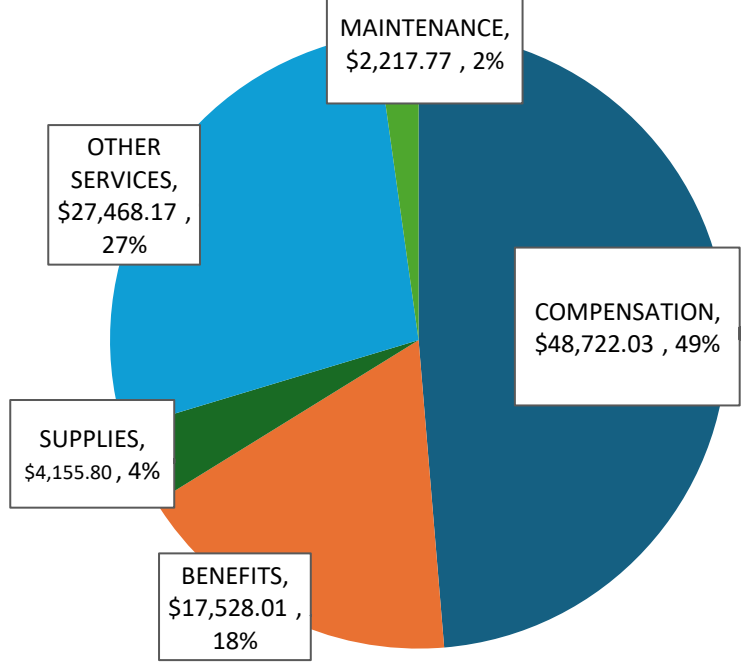
## JANUARY

### REPORT

**TOTAL EXPENDITURES YTD: \$386,788**

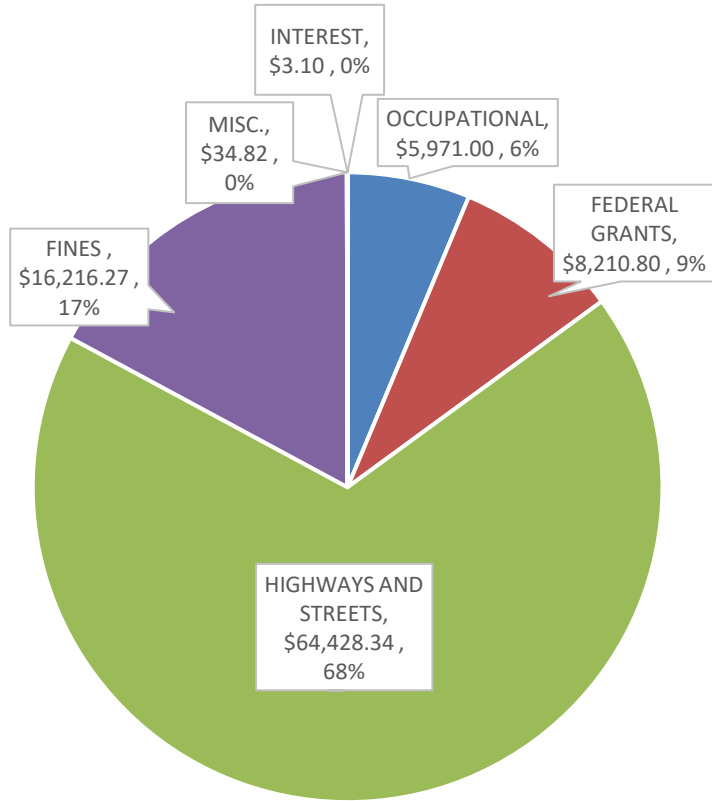


**MONTHLY EXPENDITURES \$ 100,091.78**

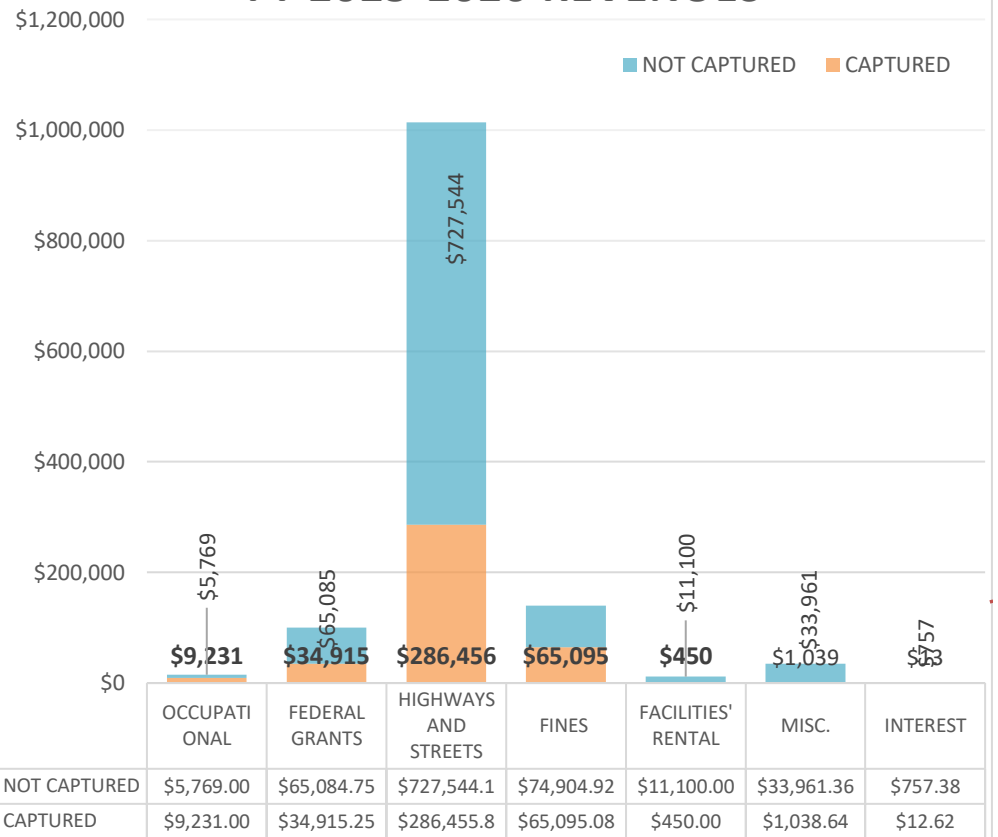


**TOTAL REVENUES YTD: \$397,198**

**MONTHLY REVENUES \$ 94,864.33**



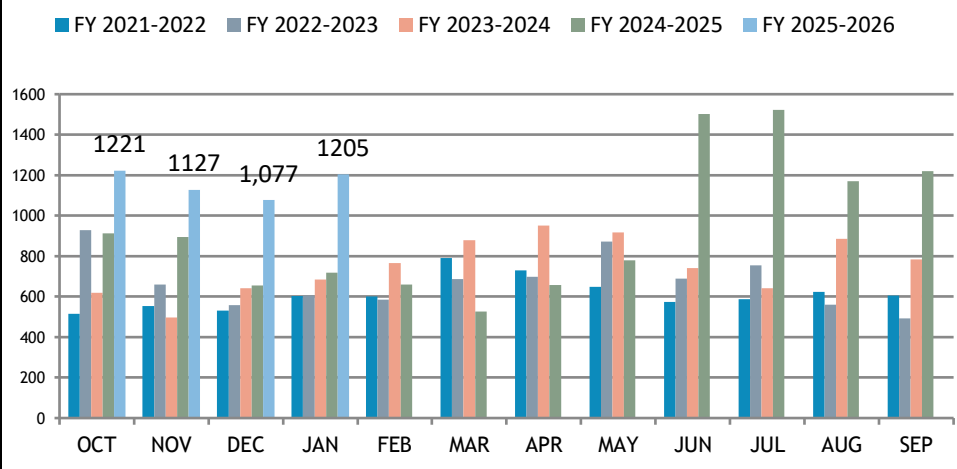
### FY 2025-2026 REVENUES



### ONLINE REVENUE COLLECTION ACTIVITY

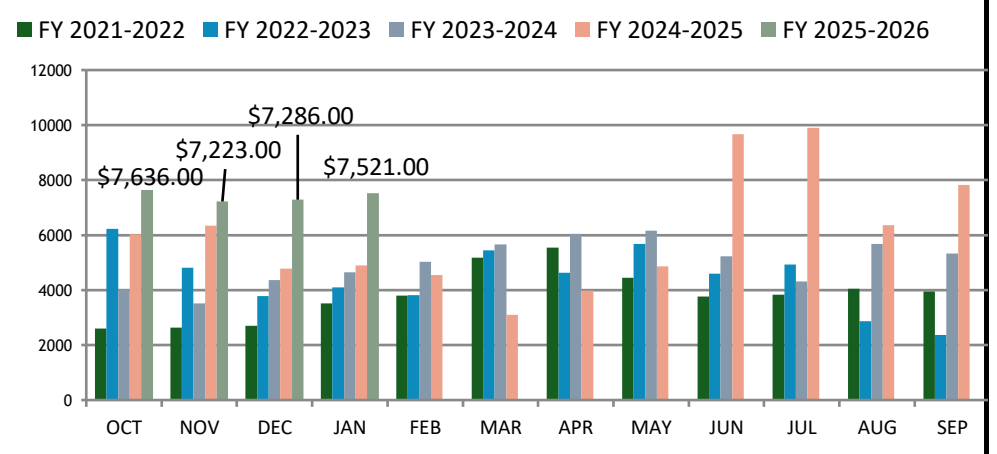
#### # OF ONLINE PAYMENTS

**FY 25-26 TOTAL: 4630**

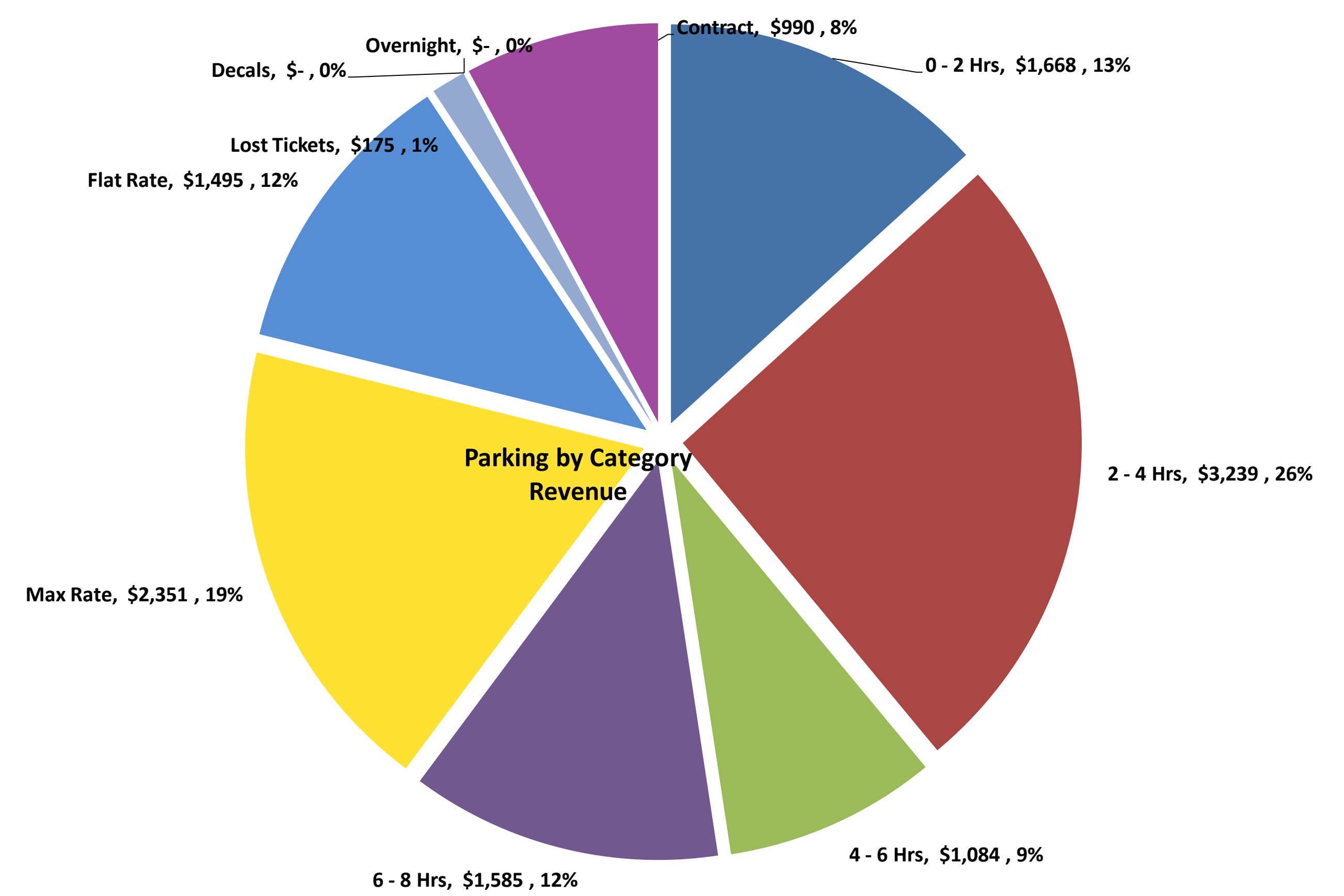
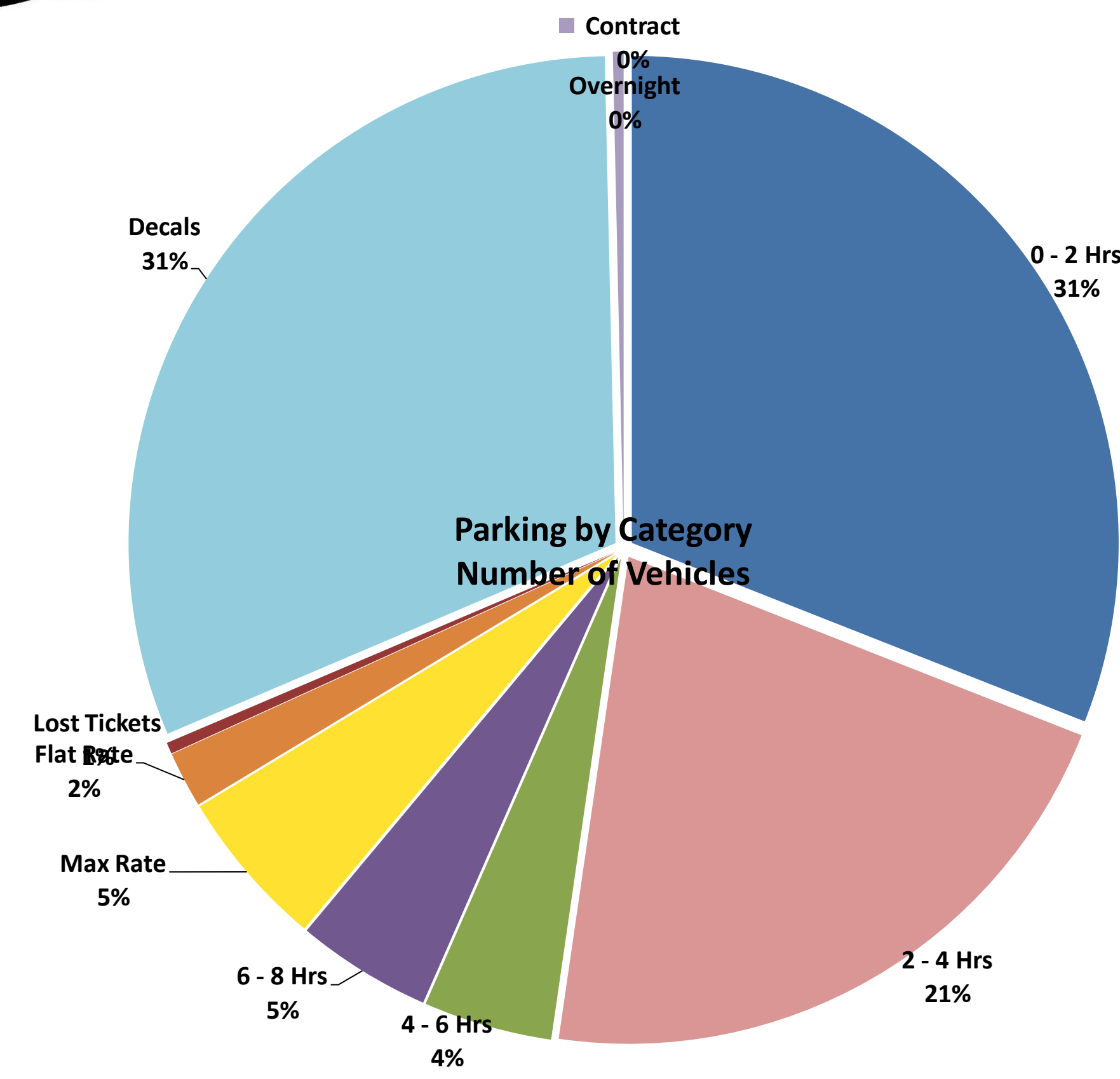


#### ONLINE CITATION REVENUE

**FY 25-26 TOTAL: \$29,666**

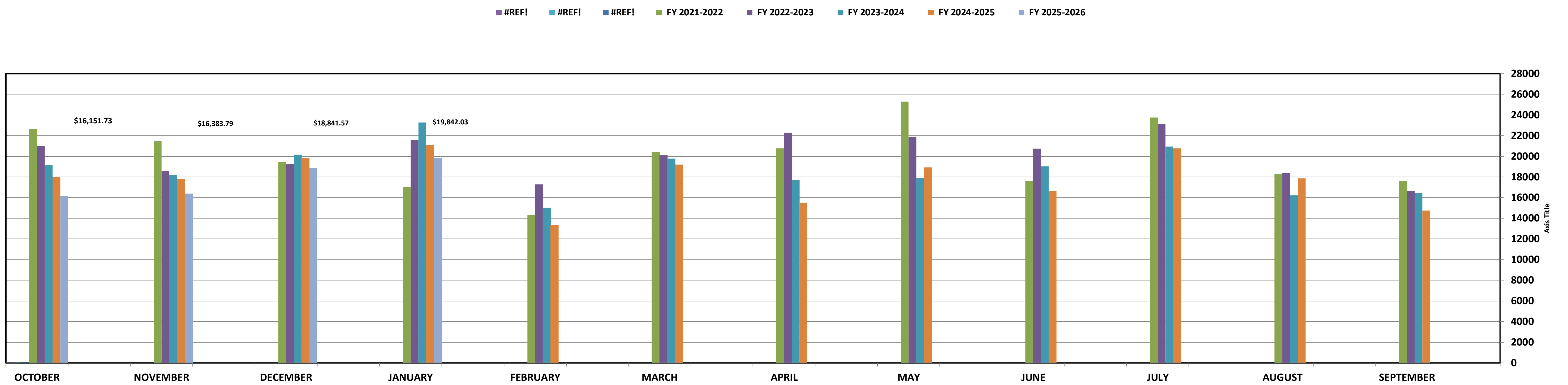


# JANUARY 2026- PARKING GARAGE ACTIVITY



TOTAL NUMBER OF PARKERS YTD FY 2024-2025 16,840

## Garage Net Revenue Summary

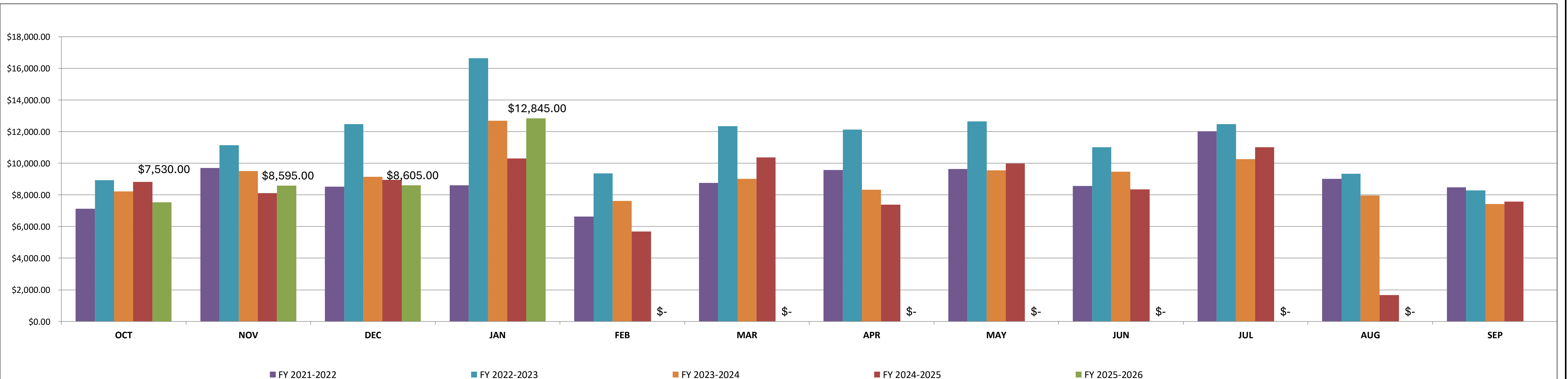


## PARKING GARAGE MONTHLY REVENUE BREAKDOWN

	OCTOBER	NOVEMBER	DECEMBER	JANUARY	FEBRUARY	MARCH	APRIL	MAY	JUNE	JULY	AUGUST	SEPTEMBER	TOTAL														
FY 2021-2022	\$ 22,634.13	\$21,484.06	\$ 19,441.71	\$ 17,017.78	\$ 14,331.45	\$ 20,430.02	\$ 20,761.43	\$ 25,290.99	\$ 17,600.00	\$ 23,740.42	\$ 18,289.61	\$ 17,595.38	\$ 238,616.99														
FY 2022-2023	\$ 21,022.03	\$18,587.34	\$ 19,264.20	\$ 21,563.74	\$ 17,284.57	\$ 20,094.23	\$ 22,288.45	\$ 21,866.70	\$ 20,722.40	\$ 23,095.98	\$ 18,403.00	\$ 16,631.09	\$ 240,823.74														
FY 2023-2024	\$ 19,150.12	\$18,218.01	\$ 20,143.28	\$ 23,284.53	\$ 15,038.34	\$ 19,783.37	\$ 17,677.60	\$ 17,910.87	\$ 19,012.19	\$ 20,955.66	\$ 16,208.87	\$ 16,461.48	\$ 223,844.32														
FY 2024-2025	\$ 17,993.09	\$17,794.64	\$ 19,812.93	\$ 21,114.36	\$ 13,346.24	\$ 19,186.01	\$ 15,498.38	\$ 18,932.60	\$ 16,655.39	\$ 20,758.45	\$ 17,869.28	\$ 14,732.79	\$ 213,694.16														
FY 2025-2026	\$ 16,151.73	\$16,383.79	\$ 18,841.57	\$ 19,842.03									\$ 71,219.12														
FY 2024-2025 NET REVENUE				21,114				FY 2025-2026 NET REVENUE				\$19,842.03				DIFFERENCE				-8%				% OF CHANGE			

## OVERNIGHT PARKING REVENUE

TOTAL REVENUE FY 2025-2026 \$37,575

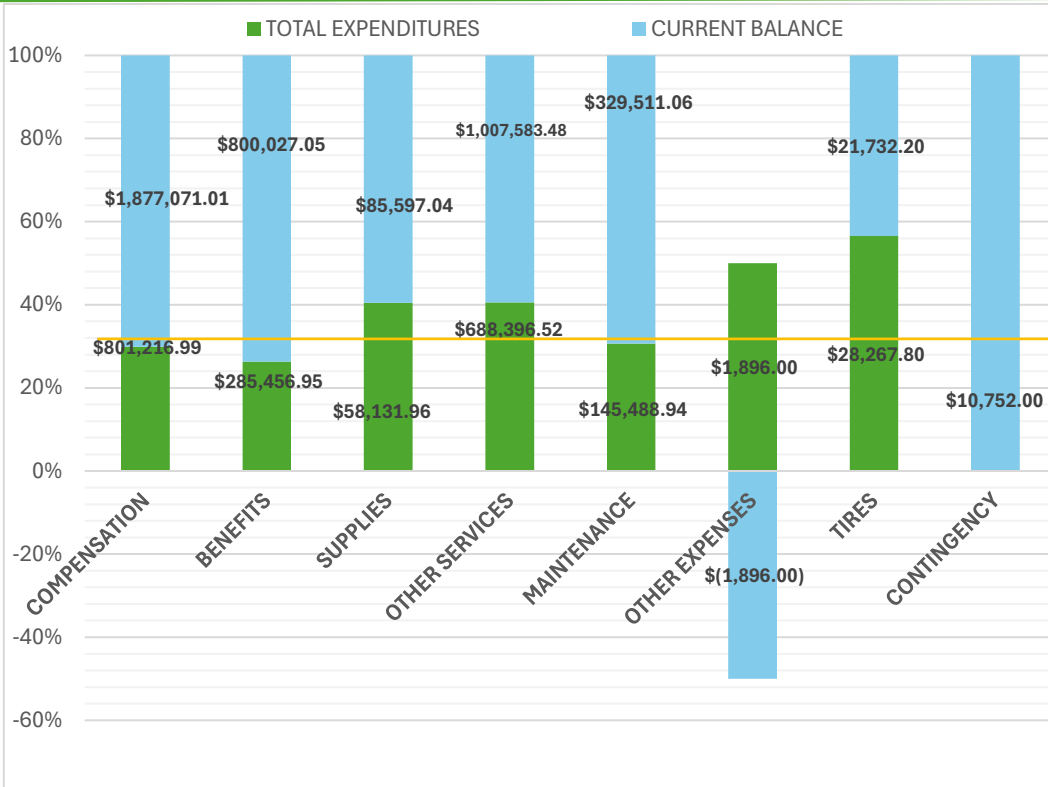




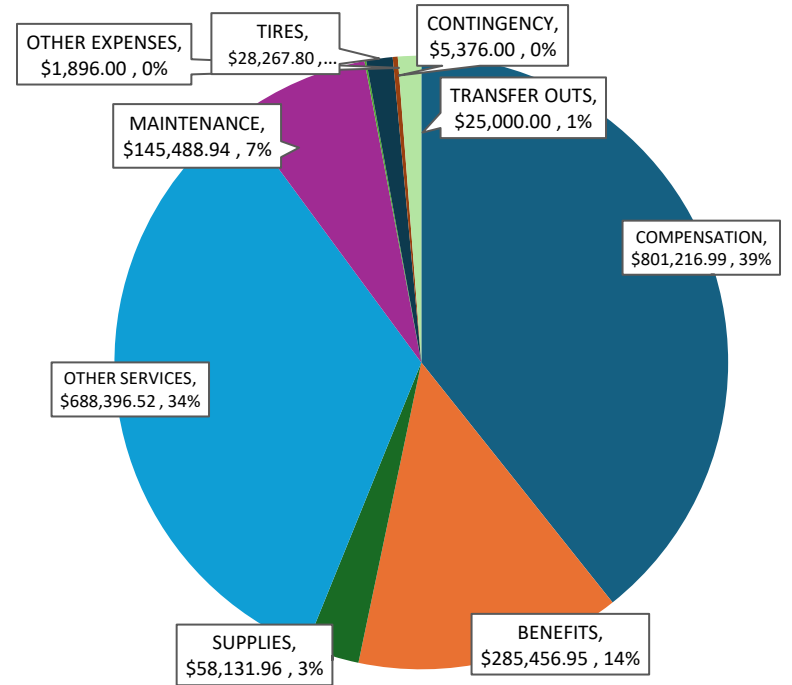
# FY 2025-2026 METRO McALLEN

## JANUARY

**TOTAL EXPENDITURES YTD: \$2,039,231**

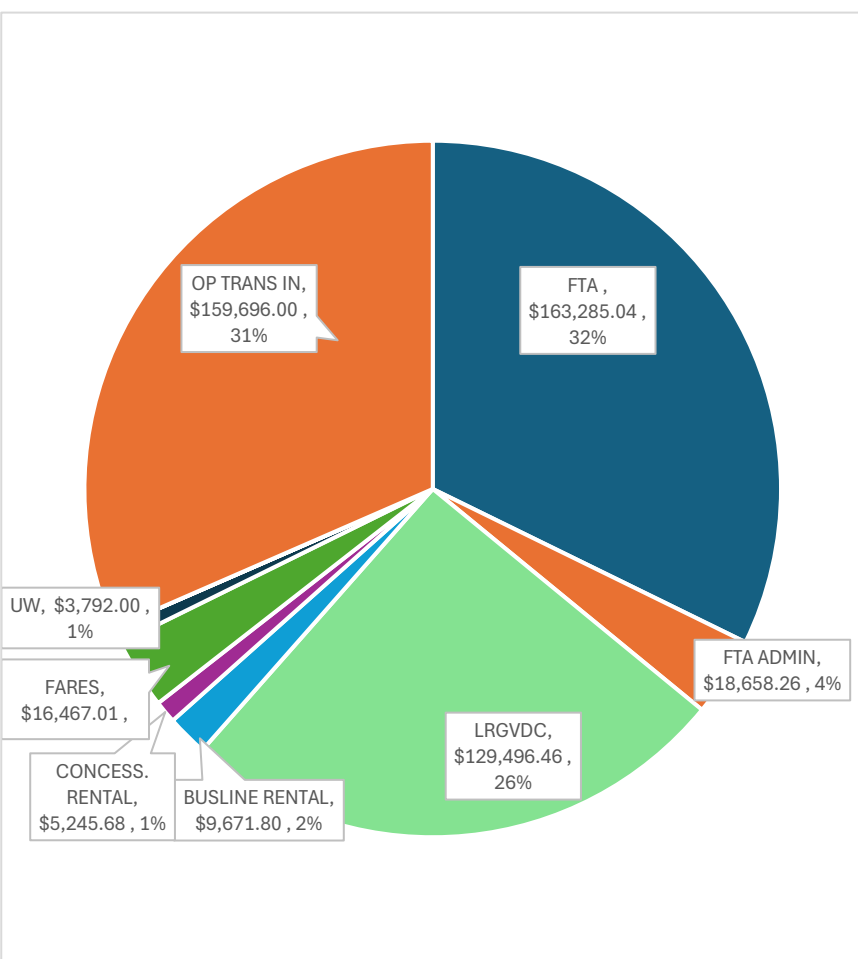


**MONTHLY EXPENDITURES \$ 478,533.61**

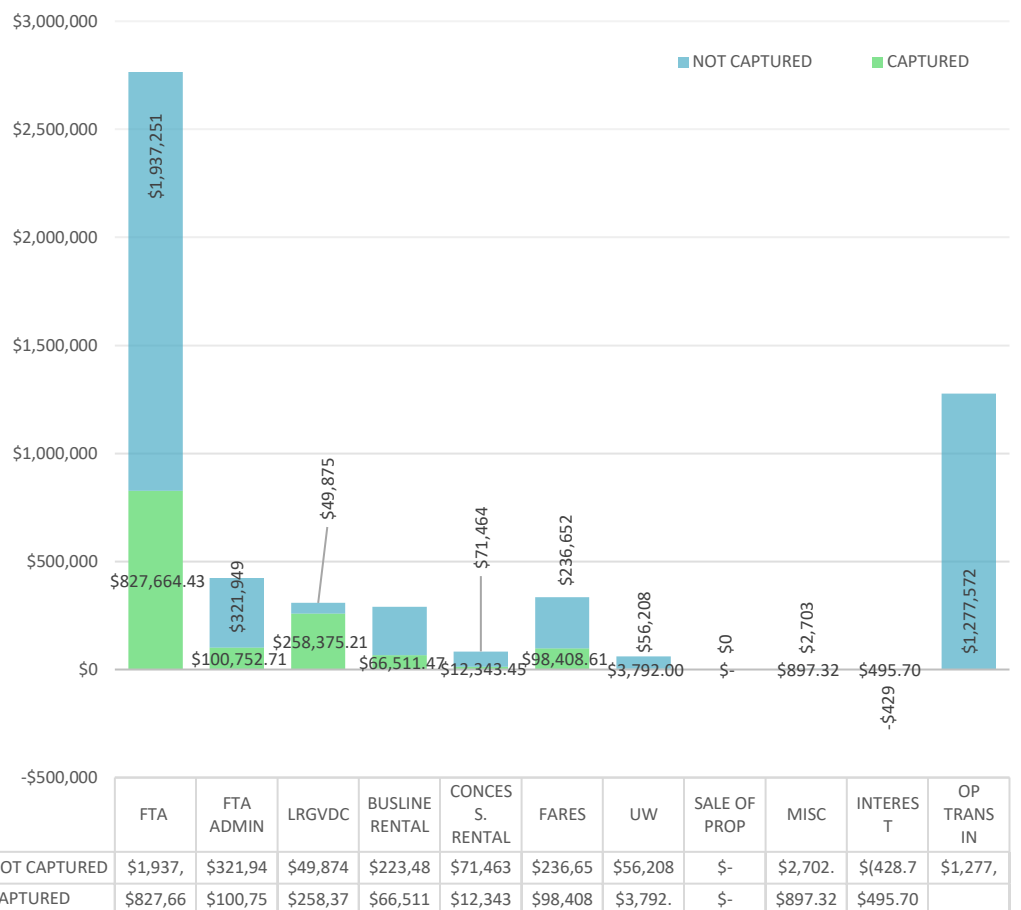


**TOTAL REVENUES YTD: \$2,008,025**

**MONTHLY REVENUES \$ 506,314.11**



**FY 2025-2026 REVENUES**





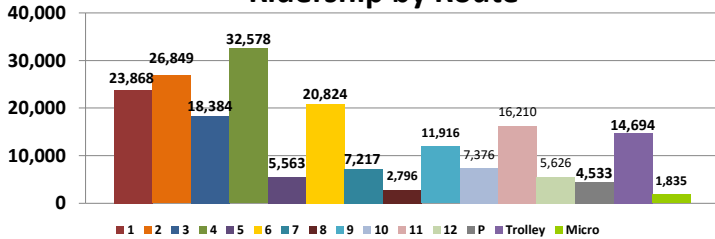
# FY 2025-2026 METRO McALLEN

## OCTOBER 1, 2025 thru JAN 31, 2026 Ridership and Fares

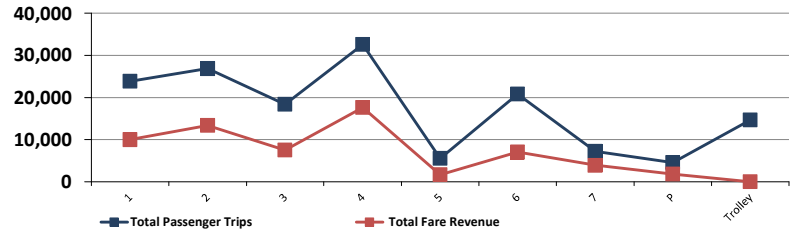
TOTAL RIDERSHIP= 200,270

TOTAL ANNUAL FARE REVENUE= \$76,861

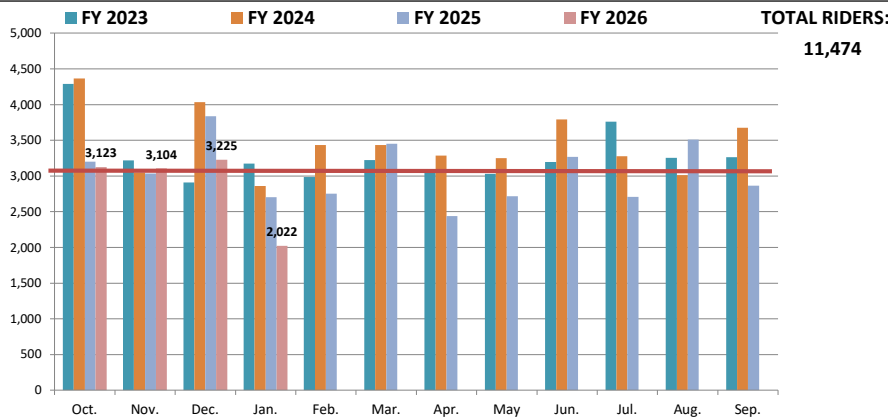
### Ridership by Route



### Route Summary



### SERVICE EXTENSION - YTD Ridership



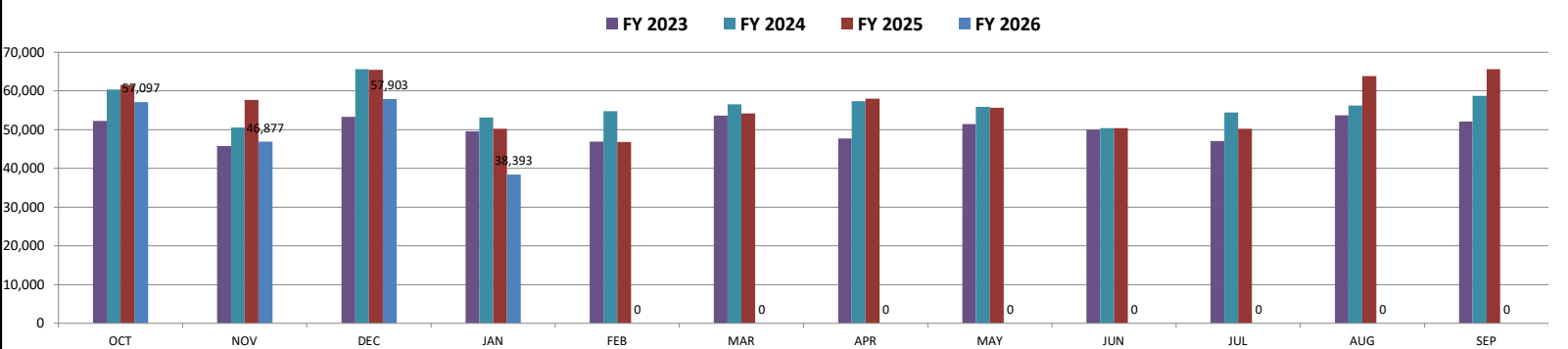
**MONDAY-SATURDAY 6:00PM - 9:00PM  
&  
SUNDAY 8:00PM - 6:00PM  
ROUTES**

① ② ④ ⑥ P

#### MONTHLY RIDERSHIP OF SERVICE EXPANSION

Fiscal Year	Oct.	Nov.	Dec.	Jan.	Feb.	Mar.	Apr.	May	Jun.	Jul.	Aug.	Sep.	TOTAL
FY 2023	4,288	3,217	2,908	3,174	2,986	3,221	3,060	3,031	3,196	3,759	3,251	3,264	39,355
FY 2024	4,363	3,048	4,034	2,861	3,431	3,434	3,287	3,249	3,791	3,274	3,015	3,676	41,463
FY 2025	3,199	3,034	3,834	2,704	2,753	3,452	2,437	2,715	3,266	2,708	3,511	2,863	36,476
FY 2026	3,123	3,104	3,225	2,022									11,474
<b>MONTHLY GOAL</b>	3,750	3,750	3,750	3,750	3,750	3,750	3,750	3,750	3,750	3,750	3,750	3,750	45,000

### FY 2023 - FY 2026 RIDERSHIP SUMMARY



Fiscal Year	OCT	NOV	DEC	JAN	FEB	MAR	APR	MAY	JUN	JUL	AUG	SEP	TOTAL	%Change
FY 2023	52,249	45,800	53,316	49,547	46,939	53,622	47,707	51,431	49,950	47,087	53,729	52,092	603,470	15%
FY 2024	60,328	50,534	65,635	53,167	54,724	56,541	57,383	55,841	50,397	54,406	56,204	58,735	673,894	12%
FY 2025	61,594	57,665	65,396	50,198	46,864	54,221	58,012	55,648	50,332	50,245	63,852	65,591	679,618	1%
FY 2026	57,097	46,877	57,903	38,393	0	0	0	0	0	0	0	0	200,270	-70%

JANUARY

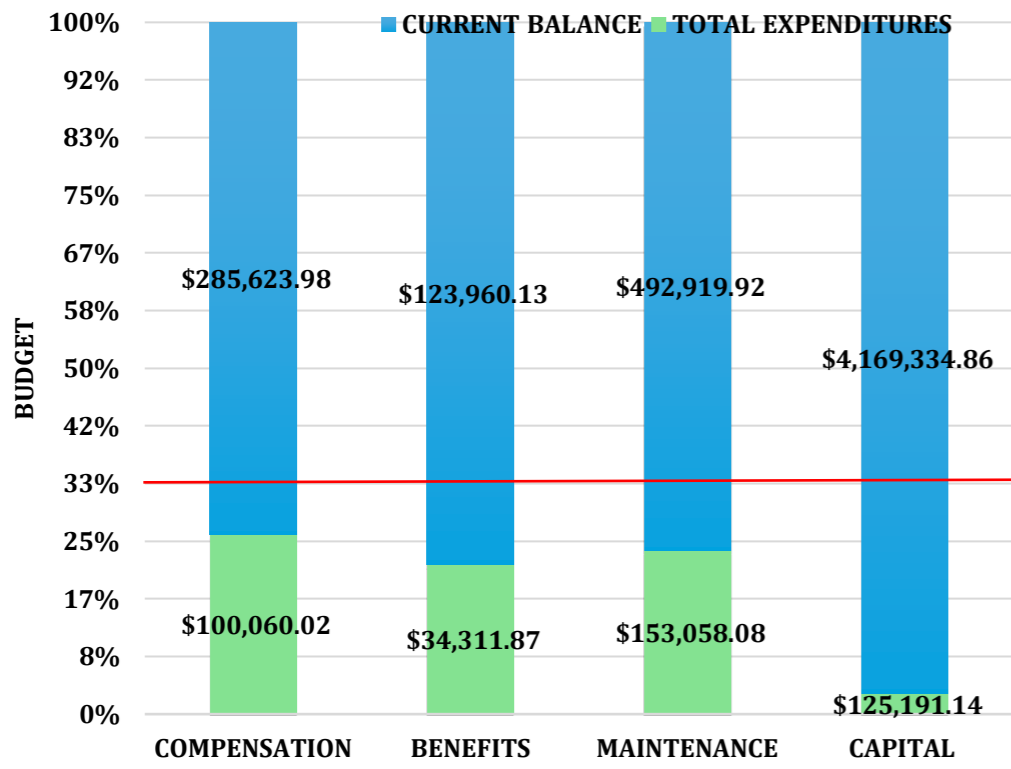


FY 2025 - 2026

McAllen Central Station Report

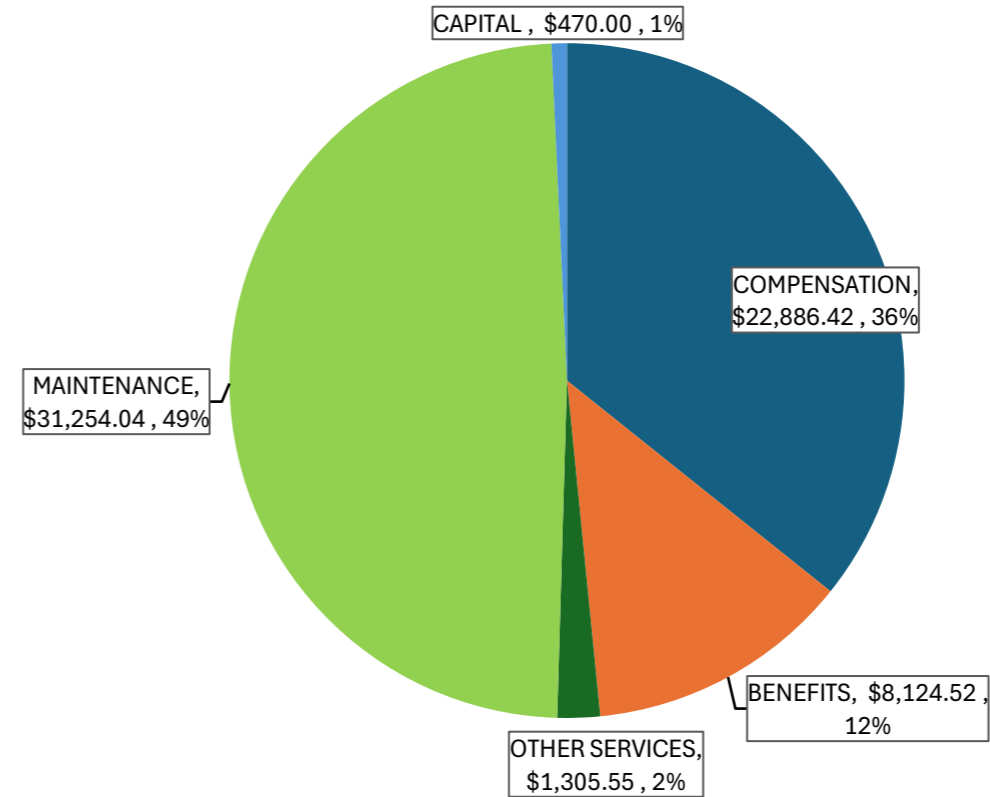
YTD EXPENDITURES

\$416,024.94



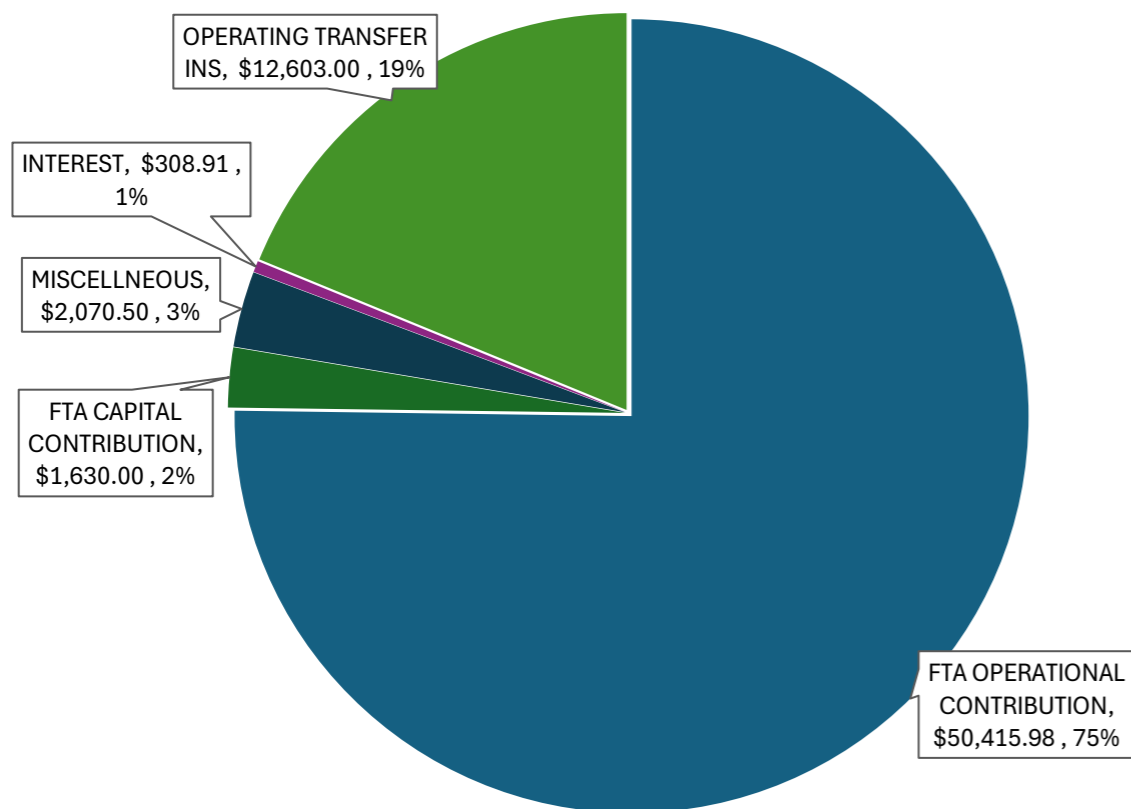
MONTHLY EXPENDITURES

\$64,040.53



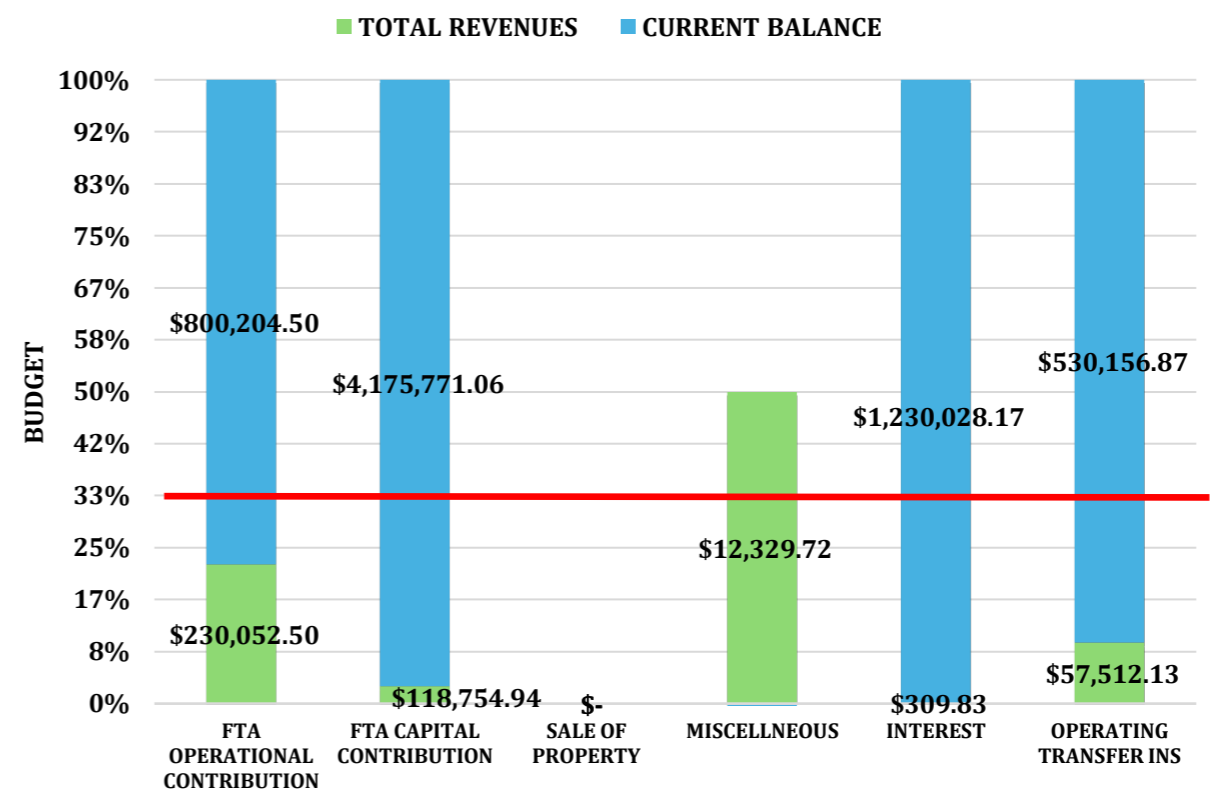
MONTHLY REVENUE

\$67,028.39



YTD REVENUE

\$ 418,959.11

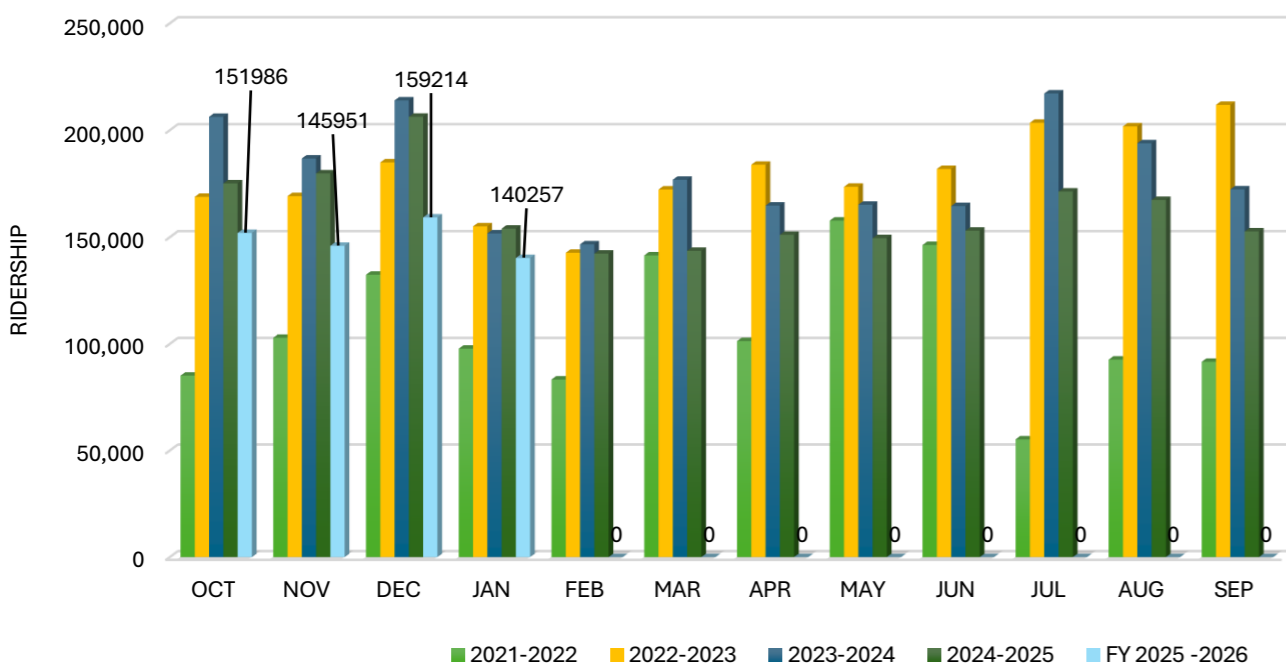


Amount of YTD retainage pending revenue @ 100%

\$ 8,597.65

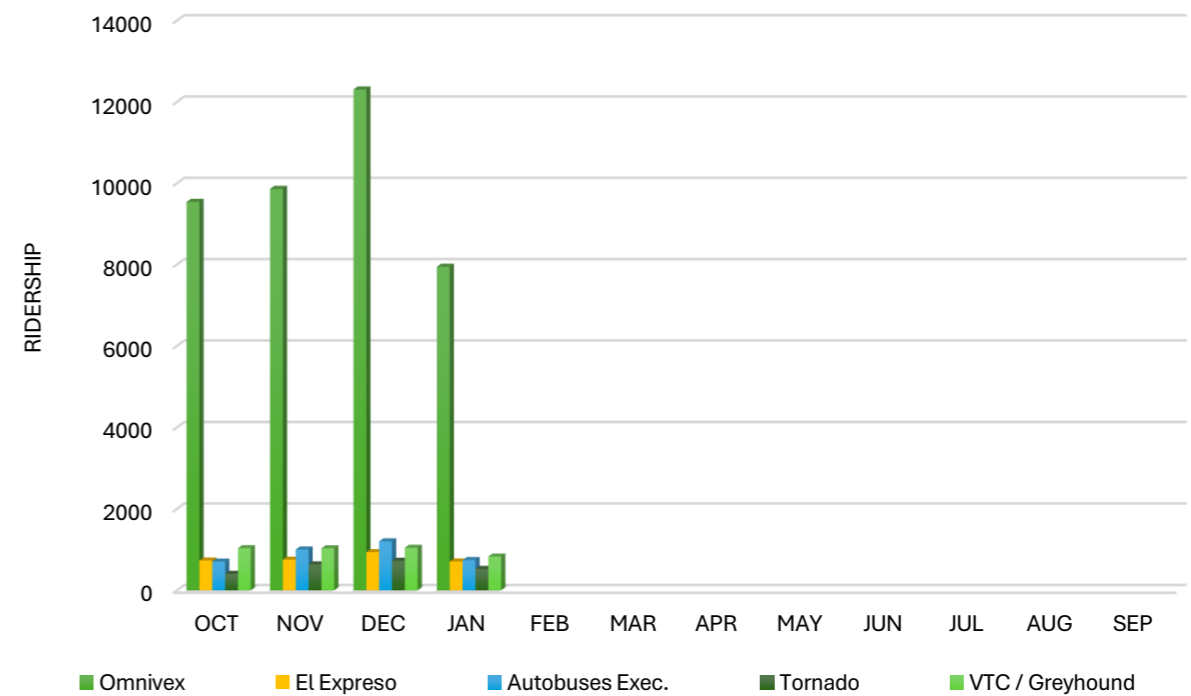
BUS TERMINAL VISITORS

597,408



FY 2024-2025 BUSLINE RIDERSHIP

52,659





## Health Department Admin Staff

### *Monthly Activity Report*

<b>SERVICES TO PUBLIC</b>	<b>January 2026</b>	<b>Same Month Previous Year</b>	<b>Year to Date 2026</b>
Mosquito Abatement Request	4	3	4
Calls Dispatched	1860	2169	1860
Public Information Request (PIR)	19	12	19
Garage Sales	244	187	244
Agriculture Permits	1	0	1
On-Site Sewage Permits	0	0	0
Temporary Event Permits	80	52	80
Tent Permits	2	2	2
General Cases	2	1	2
Letters Sent	358	326	358
<b>FOOD</b>			
Food Establishment Permits Prepared	10	13	10
Food Manager Certification Issued	0	0	0
Food Handler Certification Issued	0	0	0
Renewal Notices Issued	81	79	81
<b>LIENS</b>			
Payoffs Requested	11	30	11
Property Liens Placed	16	28	16
Property Liens Released	26	0	26
Released of Lien	13	0	13

## Combined Code Enforcement

### Monthly Activity Report

	January 2026	Same Month Previous Year	Year to Date 2026
<b>Weedy Lots</b>			
Complaints Investigated	212	163	212
Inspections	612	470	612
Mowed by Contractors (MBC)	314	150	314
Properties Mowed by Others After Notice (MBO)	715	518	715
<b>Litter &amp; Illegal Dumping Enforcement</b>			
Complaints Investigated	5	25	5
Inspections	7	56	7
Cleaned by City	0	0	0
Cleaned by Violator	0	0	0
Cleaned by Owner	155	144	155
<b>Planning</b>			
Front Yard Parking	42	38	42
Illegal Signs	164	376	164
Street Vendors	0	1	0
Conditional Use Permits	0	1	0
Vegetation	0	0	0
Garage Sales	9	16	9
Miscellaneous Permits	45	36	45
Blue Bins	0	0	0
<b>Zoning Items</b>			
Zoning	292	152	292
I-2 Heavy Industrial	0	0	0
I-1 Light Industrial	0	0	0
C-3 General Business	14	9	14
C-1 Office Building	0	0	0
A-O Agricultural-Open Space	0	2	0
R-3A Multifamily Residential Apt	1	1	1
R-2 Duplex-Fourplex Residential	12	4	12
R-1 Single Family Residential	24	27	24
C-4 Commercial Industrial	0	4	0
C-2 Neighborhood Commercial	0	0	0
R-3C Multifamily Residential Condominium	1	0	1
C-3L Light Commercial	0	0	0
R-3T Multifamily Residential Townhouse	5	0	5
R-4 Mobile or Modular Home	0	0	0



# City of McAllen

Environmental & Health Code Compliance

PO Box 220  
McAllen, TX 78501-0220  
(956) 681-1900  
Fax: (956) 681-1918

## Health Department Environmental / Sanitary

### Monthly Activity Report

	January 2026	Same Month Previous Year	Year to Date 2026
<b>Food Permits</b>			
Inspections	260	229	260
<b>Complaints</b>			
Inspections\Food Service Complaints	61	61	61
<b>Consultative</b>			
Planning\Building Reviews	18	28	18
<b>Surveillance</b>			
Food Establishments	0	0	0
Mobile Food Units	5	1	5
Temporary/Special Events	80	52	80

**DEPARTMENT REVENUE**

Smartlist GP Report Name	Sum of Credit Amount (+)	2025			2026											
		Oct	Nov	Dec	Jan	Feb	Mar	Apr	May	June	July	August	September	Grand Total		
CODE A	Occupational / Food handler	\$ 56,100.00	\$ 39,200.00	\$ 52,750.00	\$ 73,125.00											\$ 221,175.00
CODE B	Non business / Garage sale permit	\$ 11,020.00	\$ 9,536.64	\$ 8,100.00	\$ 5,100.00											\$ 33,756.64
CODE C	Receivables / Weed & lot cleaning	\$ 10,601.00	\$ 7,675.00	\$ 15,702.00	\$ 18,123.56											\$ 52,101.56
CODE D	Health / Weed & lot cleaning	\$ 4,099.00	\$ 2,540.00	\$ 4,818.00	\$ 6,170.98											\$ 17,627.98
CODE E	General government / Subdiv applicat prelimin	\$ 16,227.00	\$ 10,255.00	\$ 7,730.00	\$ 17,737.58											\$ 51,949.58
CODE F	Miscellaneous / Legal recording fees	\$ 2,970.00	\$ 2,000.00	\$ 5,509.00	\$ 6,740.00											\$ 17,219.00
CODE G	Other services & charges / Recording fees	\$ -	\$ 102.33	\$ -	\$ -											\$ 102.33
	<b>Grand Total</b>	<b>\$ 101,017.00</b>	<b>\$ 71,308.97</b>	<b>\$ 94,609.00</b>	<b>\$ 126,997.12</b>	<b>\$ -</b>	<b>\$ -</b>	<b>\$ -</b>	<b>\$ -</b>	<b>\$ -</b>	<b>\$ -</b>	<b>\$ -</b>	<b>\$ -</b>	<b>\$ -</b>	<b>\$ -</b>	<b>\$ 393,932.09</b>

Smartlist GP Report Name	Sum of Debit Amount (-)	2025			2026											
		Oct	Nov	Dec	Jan	Feb	Mar	Apr	May	June	July	August	September	Grand Total		
CODE A	Occupational / Food handler	\$ -	\$ -	\$ 9,600.00	\$ 1,925.00											\$ 11,525.00
CODE B	Non business / Garage sale permit	\$ -	\$ -	\$ 2,340.00	\$ 200.00											\$ 2,540.00
CODE C	Receivables / Weed & lot cleaning	\$ 29,244.03	\$ 18,911.32	\$ 12,675.35	\$ 23,595.00											\$ 84,425.70
CODE D	Health / Weed & lot cleaning	\$ -	\$ -	\$ 200.00	\$ 200.00											\$ 200.00
CODE E	General government / Subdiv applicat prelimin	\$ -	\$ -	\$ -	\$ 325.00											\$ 325.00
CODE F	Miscellaneous / Legal recording fees	\$ -	\$ -	\$ -	\$ -											\$ -
CODE G	Other services & charges / Recording fees	\$ 2,008.33	\$ 971.14	\$ 1,609.50	\$ 1,140.00											\$ 5,728.97
	<b>Grand Total</b>	<b>\$ 31,252.36</b>	<b>\$ 19,882.46</b>	<b>\$ 26,224.85</b>	<b>\$ 27,385.00</b>	<b>\$ -</b>	<b>\$ -</b>	<b>\$ -</b>	<b>\$ -</b>	<b>\$ -</b>	<b>\$ -</b>	<b>\$ -</b>	<b>\$ -</b>	<b>\$ -</b>	<b>\$ -</b>	<b>\$ 104,744.67</b>

<b>Monthly Net (Credit-Debit)</b>	<b>\$ 69,764.64</b>	<b>\$ 51,426.51</b>	<b>\$ 68,384.15</b>	<b>\$ 99,612.12</b>	<b>\$ -</b>	<b>\$ -</b>	<b>\$ -</b>	<b>\$ -</b>	<b>\$ -</b>	<b>\$ -</b>	<b>\$ -</b>	<b>\$ -</b>	<b>\$ -</b>	<b>\$ -</b>	<b>\$ -</b>	<b>\$ 289,187.42</b>
-----------------------------------	---------------------	---------------------	---------------------	---------------------	-------------	-------------	-------------	-------------	-------------	-------------	-------------	-------------	-------------	-------------	-------------	----------------------

Smartlist GP Report Name	Account Description	Total Net (Credit-Debit)
CODE A	Occupational / Food handler	\$ 209,650.00
CODE B	Non business / Garage sale permit	\$ 31,216.64
CODE C	Receivables / Weed & lot cleaning	\$ (32,324.14)
CODE D	Health / Weed & lot cleaning	\$ 17,427.98
CODE E	General government / Subdiv applicat prelimin	\$ 51,624.58
CODE F	Miscellaneous / Legal recording fees	\$ 17,219.00
CODE G	Other services & charges / Recording fees	\$ (5,626.64)
	<b>Total Revenue</b>	<b>\$ 289,187.42</b>

<b>DEPARTMENT REVENUE</b>			
<b>TYPE</b>	<b>ACCOUNT #</b>	<b>Account Description GP</b>	<b>Smartlist GP -Report Name</b>
Food Permits	011-0000-322-04-00	Occupational / Food handler	CODE A
Foster Home/ Group Home Inspection Fee	011-0000-322-04-00	Occupational / Food handler	CODE A
Food Manager	011-0000-322-04-00	Occupational / Food handler	CODE A
Tent Permit	011-0000-322-04-00	Occupational / Food handler	CODE A
Temporary Permit	011-0000-322-04-00	Occupational / Food handler	CODE A
Vending Vehicles	011-0000-322-04-00	Occupational / Food handler	CODE A
Food Trucks	011-0000-322-04-00	Occupational / Food handler	CODE A
Agriculture Permits	011-0000-322-04-00	Occupational / Food handler	CODE A
Christmas	011-0000-322-04-00	Occupational / Food handler	CODE A
Pumpkin	011-0000-322-04-00	Occupational / Food handler	CODE A
Easter	011-0000-322-04-00	Occupational / Food handler	CODE A
Garage Sale	011-0000-323-06-00	Non business / Garage sale permit	CODE B
Money Received	011-0000-102-12-00	Receivables / Weed & lot cleaning	CODE C
Billing Revenue Account Mowing	011-0000-344-02-00	Health / Weed & lot cleaning	CODE D
Billing Admin Fee	011-0000-341-03-00	General government / Subdiv applicat prelimin	CODE E
Billing Lien/Recording	011-0000-375-09-00	Miscellaneous / Legal recording fees	CODE F
When Recording Charge	011-1214-414-63-47	Other services & charges / Recording fees	CODE G



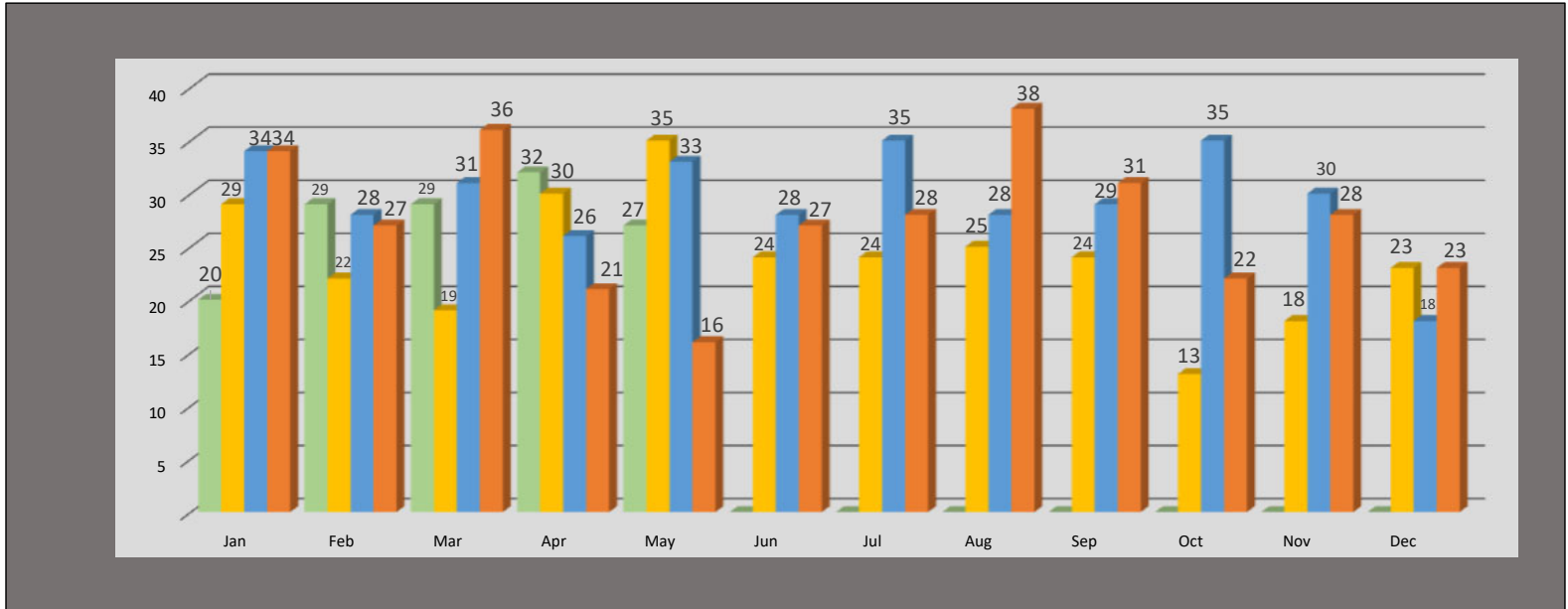
# City of McAllen

## Monthly Turnover Rate Report

### May 2026

	Jan	Feb	Mar	Apr	May	Jun	Jul	Aug	Sep	Oct	Nov	Dec	2026 Year To Date
Turnover Rate:	0.99%	1.45%	1.46%	1.62%	1.37%	0.00%	0.00%	0.00%	0.00%	0.00%	0.00%	0.00%	6.88%
Separations:	20	29	29	32	27								137
Average # of Employees:	2012	1994	1989	1978	1977								1990

Includes FT and PT Regular City & MPU employees only.

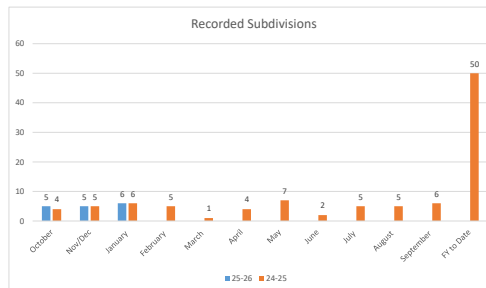
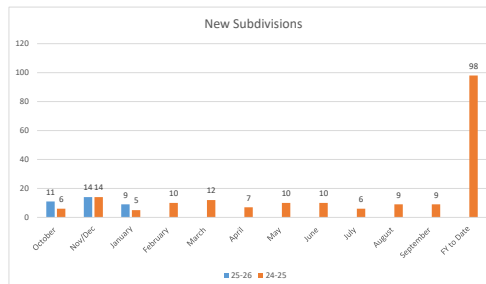


Turnover Rates				
Categories	2023	2024	2025	2026 Turnover Rate Year-To-Date
Employee Separations	331	355	286	137
Average Number of Employees	1900	1941	1980	1990
Turnover Rate	17.42%	18.29%	14.44%	6.88%





	Zoning	Type of Development	Number of Lots	Acres
<b>New Subdivisions</b>				
1. Arbolera On Montecristo Subdivision	ETJ	Single Family Residential/Commercial	32	5.50
2. El Vaquero Subdivision	C-4	Commercial	1	2.46
3. J&A Ranch Subdivision	ETJ	House and Warehouse	2	7.50
4. Jackson Mcallen Retail Subdivision	I-1	Commercial	1	1.81
5. Janice At Sycamore Terrace Subdivision	R-1	Residential	1	1.08
6. LivSmart Subdivision	C-3	Commercial	1	5.00
7. Nolana Estates Subdivision	R3T	Townhomes	106	10.81
8. Paseo Del Angel Subdivision	R-1	Residential	10	4.75
9. The Tree House Subdivision	R-3A	Residential	113	24.45
<b>Recorded Subdivisions</b>				
1. Balboa Acres Lot 7, Block 29 (EAST) Subdivision	R-1	Residential	2	0.25
2. Balboa Acres Lot 7, Block 29 (WEST) Subdivision	R-1	Residential	1	0.12
3. El Dorado At Thousand Oaks 1,2,3 & 4 Phase 2 Subdivision	R-1	Residential	173	65.56
4. Enclave On Jackson Subdivision	AO&C3	Town Homes	80	8.17
5. Suarez Subdivision	C-3	Commercial	1	1.97
6. Northwood Trails Block II &Block III Subdivision	R-1	Residential	131	42.62





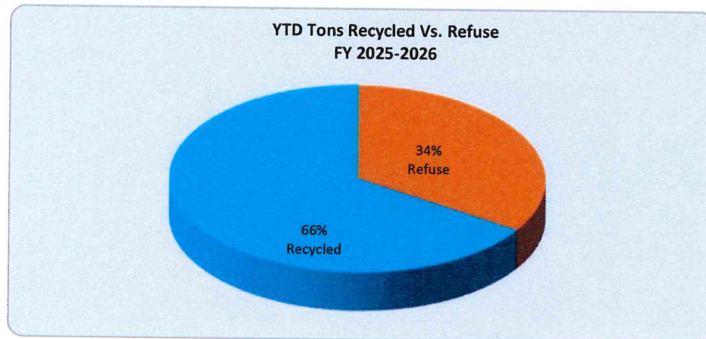


City of McAllen Recycling Center  
Materials Collected Report  
FY 2025-2026

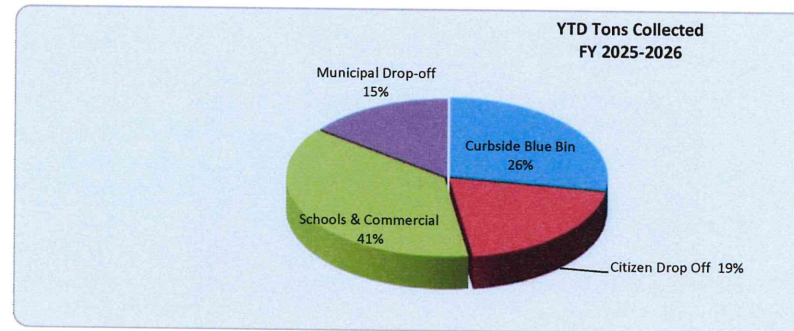


Material reported in tons

Month	Amount of Residential Accounts	Curbside Blue Bin Collection	Curbside Blue Bin Recyclables	Blue Bin Recyclables Diversion Rate(%)	Material from Citizen Drop Off	Material From Schools & Commercial	Material from Municipal Drop-off	Material Sent to Landfill Total	Total Recyclables Collected	Overall Diversion Performance
October	41,087	572.47	206.92	36%	109.58	256.48	85.73	365.55	658.71	64%
November	40,986	422.04	129.55	31%	103.95	240.07	86.84	292.49	560.41	66%
December	41,152	680.62	226.73	33%	186.20	293.98	109.97	453.89	816.88	64%
January	41,282	498.99	196.49	39%	149.3	245.82	125.67	302.5	717.28	70%
February										
March										
April										
May										
June										
July										
August										
September										
Monthly Average		544	190	35%	137	259	102	354	688	66%
<b>Total YTD</b>		<b>2,174.12</b>	<b>759.69</b>		<b>549.0</b>	<b>1,036.35</b>	<b>408.21</b>	<b>1,414.43</b>	<b>2,753.28</b>	



Recycled	Refuse	Total
2,753.28	1,414.43	4,167.71
66%	34%	100%



Curbside Blue Bin Recyclables	Citizen Drop Off	Schools & Commercial	Municipal Drop-off	Total Recyclables Collected
759.69	549.03	1,036.35	408.21	2,753.28
26%	19%	41%	15%	100%



**CITY OF MCALLEN VITAL STATISTICS DIVISION  
JANUARY 2026 MONTHLY REPORT**

DATE	RECEIPTS	BIRTH CERTIFICATES (V1) \$23.00	BURIAL TRANSIT PERMIT (BTP V3) \$20.00	BURIAL TRANSIT PERMIT PRE-FILLED (BTP V3P) \$15.00	WEEKEND BURIAL TRANSIT PERMIT (BTP V4) \$35.00	WEEKEND BURIAL TRANSIT PERMIT PRE- FILLED (BTP V4P) \$30.00	LARGE POUCH (V5) \$3.00	DEATH CERTIFICATES		MAIL FEE (VM) \$12.00	BIRTH SEARCH FEE (V0) \$23.00	DEATH SEARCH FEE (V01) \$21.00
								(V6) \$21.00	(V7) \$4.00			
1/1/2026	0.00	0	0	0	0	0	0	0	0	0	0	0
2	1,699.00	63	2	2	0	0	39	3	0	0	0	0
1/5/2026	1,778.00	70	3	0	0	0	36	0	0	0	0	0
6	1,821.00	66	2	0	0	0	30	5	17	0	0	0
7	1,361.00	48	5	0	0	0	30	3	1	0	0	0
8	1,597.00	59	0	0	0	0	36	4	12	0	0	0
9	1,811.00	72	0	0	0	0	28	3	2	0	0	0
1/12/2026	1,616.00	60	5	0	0	0	38	1	0	0	0	0
13	1,378.00	50	1	0	0	0	43	1	4	0	0	2
14	1,428.00	56	1	1	0	0	35	0	0	0	0	0
15	1,731.00	66	2	0	0	0	32	3	3	0	0	0
16	1,700.00	68	0	0	0	0	37	1	1	0	0	0
1/19/2026	1,197.00	43	3	1	0	0	25	2	4	0	0	0
20	1,892.00	73	1	0	0	0	31	4	4	0	0	0
21	1,227.00	44	0	0	0	0	27	6	2	0	0	0
22	1,172.00	43	1	0	0	0	28	3	4	0	0	0
23	1,925.00	71	0	0	0	0	44	4	19	0	0	0
1/26/2026	2,149.00	85	4	2	0	0	29	2	1	0	0	0
27	1,579.00	56	1	0	0	0	22	5	25	0	0	0
28	1,016.00	38	3	0	0	0	19	1	1	0	0	0
29	1,657.00	64	0	1	0	0	33	1	1	0	2	0
30	1,451.00	57	1	0	0	0	26	2	0	0	0	0
<b>TOTAL</b>	<b>33,185.00</b>	<b>1252</b>	<b>35</b>	<b>7</b>	<b>0</b>	<b>0</b>	<b>668</b>	<b>54</b>	<b>101</b>	<b>0</b>	<b>2</b>	<b>2</b>

**CITY OF MCALLEN  
VITAL STATISTICS DIVISION  
JANUARY 2026 Monthly Report**

**BIRTHS**

	HOSPITAL	CLINICAL/OTHER	HOME	FOR MONTH		YTD TOTAL
				Jan-26	Jan-25	
RESIDENTS	30	0	0	30	24	30
OUT OF TOWN	200	0	0	200	255	200
<b>TOTAL</b>	<b>230</b>	<b>0</b>	<b>0</b>	<b>230</b>	<b>279</b>	<b>230</b>

**DEATHS**

	HOSPITAL	OTHER	HOME	FOR MONTH		YTD TOTAL
				Jan-26	Jan-25	
RESIDENTS	36	0	34	70	84	70
OUT OF TOWN	106	0	0	106	123	106
<b>TOTAL</b>	<b>142</b>	<b>0</b>	<b>0</b>	<b>176</b>	<b>207</b>	<b>176</b>

**STILL BIRTHS**

RESIDENTS	OUT OF TOWN	FOR MONTH		YTD TOTAL
		Jan-26	Jan-25	
0	0	0	0	0

**INFANT MORTALITY RATE  
(UP TO ONE YEAR OF AGE)**

CAUSE OF DEATH	AGE	NO. OF DEATHS	FOR MONTH		YTD TOTAL
			Jan-26	Jan-25	
		0	0	2	0

**BURIAL TRANSITS ISSUED**

OCTOBER	29	FEBRUARY	0	JUNE	0
NOVEMBER	27	MARCH	0	JULY	0
DECEMBER	42	APRIL	0	AUGUST	0
JANUARY	42	MAY	0	SEPTEMBER	0
<b>FISCAL YTD TOTAL</b>					<b>140</b>

**FISCAL YEAR COLLECTIONS**

OCTOBER	\$27,407.00	FEBRUARY	\$0.00	JUNE	\$0.00
NOVEMBER	\$20,718.00	MARCH	\$0.00	JULY	\$0.00
DECEMBER	\$25,687.00	APRIL	\$0.00	AUGUST	\$0.00
JANUARY	\$33,185.00	MAY	\$0.00	SEPTEMBER	\$0.00
<b>FISCAL YTD TOTAL</b>					<b>\$106,997.00</b>

**CITY OF MCALLEN  
VITAL STATISTICS DIVISION  
JANUARY 2026 MONTHLY REPORT**

---

MONTH: **JANUARY**

	2026	2026	2025	2025
<b><u>PART I:</u></b>	MONTH	FYTD	MONTH	FYTD
BIRTH CERTIFICATES FILED	<u>230</u>	<u>917</u>	<u>279</u>	<u>1,028</u>
RESIDENTS	<u>30</u>	<u>115</u>	<u>24</u>	<u>109</u>
OUT OF TOWN	<u>200</u>	<u>802</u>	<u>255</u>	<u>919</u>
CERTIFIED COPIES ISSUED	<u>1,252</u>	<u>4,576</u>	<u>1,239</u>	<u>3,978</u>
DEATH CERTIFICATES FILED	<u>176</u>	<u>523</u>	<u>207</u>	<u>613</u>
RESIDENTS	<u>70</u>	<u>196</u>	<u>84</u>	<u>233</u>
OUT OF TOWN	<u>106</u>	<u>326</u>	<u>122</u>	<u>379</u>
CERTIFIED COPIES ISSUED	<u>155</u>	<u>590</u>	<u>220</u>	<u>762</u>
BURIAL TRANSIT	<u>42</u>	<u>140</u>	<u>48</u>	<u>179</u>
STILL BORN CERTIFICATES FILED	<u>0</u>	<u>0</u>	<u>0</u>	<u>0</u>
RESIDENTS	<u>0</u>	<u>0</u>	<u>0</u>	<u>0</u>
OUT OF TOWN	<u>0</u>	<u>0</u>	<u>0</u>	<u>0</u>
CERTIFIED COPIES ISSUED	<u>0</u>	<u>0</u>	<u>0</u>	<u>0</u>