

City of McAllen Police Department



**National Incident – Based Reporting
System (NIBRS) Crime Report
2025**

National Incident – Based Reporting System (NIBRS) Crime Report 2025



McAllen Police Department

Chief Victor Rodriguez
Chief of Police

Sgt. John E. Saenz
Director
Crime Records Bureau

Cecilia Gamez
Lead C.S.S.
Crime Records Bureau

Maribel S. Sanchez
Crime Statistician
UCR Unit

ACKNOWLEDGEMENTS

The McAllen NIBRS Crime Report was compiled from data submitted to the Crime Records Bureau by members of the McAllen Police Department and from data generated from calls for service. This report is modeled after the U.S. Department of Justice – FBI Uniform Crime report: Crime in the United States report. We would like to thank everyone for their contribution to this report.

TABLE OF CONTENTS

EXECUTIVE SUMMARY	6
INTRODUCTION	7
CHAPTER 1: SUMMARY OF REPORTING YEAR	8
Summary of Group A Offense Categories	8
Trends & Analysis	9
Offense Volume Analysis	10
Offense Rate Analysis	11
Crime Clock: Reporting Year	12
CHAPTER 2: TOTALS BY GROUP A OFFENSE CATEGORY	13
Crimes Against Persons Category	
Homicide Offenses	14
Offense Type: Murder & Non-Negligent Manslaughter –	
Incidents by Month	15
Sex Offenses	18
Offense Type: Rape – Incidents by Month	19
Assault Offenses	22
Offense Type: Aggravated Assault – Incidents by Month	23
Crimes Against Property Category	
Burglary Offenses	25
Larceny/Theft Offenses	27
Motor Vehicle Theft Offenses	29
Robbery Offenses	31
Crimes Against Society Category	
Drug/Narcotic Offenses	33
Weapon Law Violations	34

CHAPTER 3: DRUG SEIZURES	35
CHAPTER 4: FAMILY VIOLENCE	36
CHAPTER 5: CALLS FOR SERVICE	
Calls for Service Crime Clock: Reporting Year	37
Calls for Service: Annual Summary	38
CHAPTER 6: LAW ENFORCEMENT PERSONNEL	39
CHAPTER 7: CITY OF McALLEN ARREST DATA	
Arrests by Offense – Juvenile/Adult	40
Arrests by Offense – By Gender	43
CHAPTER 8: APPENDICES	
Appendix A: Glossary of Terms	46
Appendix B: References	50

EXECUTIVE SUMMARY

The McAllen NIBRS Crime Report provides an overview of offenses occurring during the reporting year reported to the McAllen Police Department. In January 2021, the McAllen Police Department completed its transition to the FBI's National Incident-Based Reporting System (NIBRS) for crime data collection.

The McAllen NIBRS Crime Report reflects NIBRS data, such as victims, known offenders, and relationships for offenses reported in 24 categories with 52 offenses. This report also reflects arrest data for additional categories of crime.

During 2025, the McAllen Police Department reported 7,501 incidents. That NIBRS data reflects, 2,874 of the recorded incidents were classified as Crimes Against Persons, 3,437 were classified as Crimes Against Property, and 1,190 were classified as Crimes Against Society. During this period, the McAllen Police Department recorded 5,024 arrests with 50.2% classified as Group A Arrests and 49.8% classified as Group B Arrests. The City of McAllen's population estimate for the year 2025 is 151,174 (U.S. Census Bureau, 2020).

The McAllen Police Department continues to use statistical resources by collecting information, analyzing crime trends, carefully planning strategic operations, and administrative operational functions of the Department, that are used for preventing and suppressing criminal activities.

In addition, effective strategies helped our department identify crime issues, which enabled us to address problems and to direct resources where needed most.

In closing, I express my thanks to all the members of our community and members of the McAllen Police Department for their continued commitment and dedication to our community by continuing to display the principles of community oriented policing, as well as high visibility, strict enforcement of the law, and professionalism.

Sincerely,

Victor Rodriguez
Chief of Police

INTRODUCTION

The McAllen Police Department participates in the FBI Uniform Crime Reporting Program. Uniform Crime Reporting is a part of a nationwide, cooperative statistical effort administered by the Federal Bureau of Investigation. The FBI has two crime data reporting systems, one of which is the National Incident-Based Reporting System (NIBRS) and the other is known as Summary Based Reporting (SRS). The latter reporting system has been retired.

The McAllen NIBRS Crime Report offers an analysis of crimes reported to the McAllen Police Department to the US Department of Justice (DOJ) - Federal Bureau of Investigation (FBI) National Incident-Based Reporting System (NIBRS). The UCR Program transitioned from the Summary Reporting System (SRS) to the National Incident-Based Reporting System (NIBRS) on January 1, 2021. The McAllen Police Department submits its data through the Texas Department of Public Safety Crime Records Uniform Crime Reporting Program – Incident Based Reporting System.

HISTORY OF UCR

In the 1920's, the International Association of Chiefs of Police (IACP) recognized the potential value in tracking national crime statistics. The committee on Uniform Crime Records of the IACP developed and initiated this voluntary national data collection effort in 1930. Also, in 1930, the IACP was instrumental in gaining congressional approval which authorized the FBI to serve as the national clearinghouse for statistical information on crime. In June 1966, the National Sheriff's Association (NSA) established a Committee on Uniform Crime Reporting to serve in an advisory capacity and to encourage sheriffs throughout the country to fully participate in the program. Since 1930, through the UCR Program, the FBI has collected and compiled data to use in law enforcement administration, operating, management, and to indicate fluctuations in the level of crime in America.¹

ESTABLISHING NIBRS

From March 1988 through January 1989, the FBI proceeded in developing and assuming management of the UCR Program's NIBRS. By April 1989, the national UCR Program received the first test submission of NIBRS data.²

The SRS reporting format collected monthly crime in ten offense categories and employed a hierarchy rule. Whereas NIBRS tracks 24 offense categories made up of 52 reportable Group A offenses and 10 Group B offenses. NIBRS collects information on when the incidents occurred, the victim types, the relationships of victims to offenders, the location data, property descriptions, and may result in multiple Group A offenses to be reported for a single incident. NIBRS provides better context between specific crimes such as drug/narcotics, identity theft, and sex offenses. NIBRS includes the categories of Crimes Against Persons, Crimes Against Property, and Crimes Against Society.

Under the UCR format, offense data is reported the year it is reported regardless of the year-of-occurrence and under the NIBRS format, offense data for the year-of-occurrence is amended regardless of the year reported.

¹Texas Department of Public Safety – UCR Program. (2014). *Uniform Crime Reporting Handbook*.

²U.S. Department of Justice – Federal Bureau of Investigation. (September 2018). *About the UCR Program*.

CHAPTER 1: SUMMARY OF REPORTING YEAR

Summary of Group A Offense Categories

There are 52 Group A offenses classified into 24 Group A Offense categories. Each NIBRS offense belongs in one of three categories: Crimes Against Persons, Crimes Against Property, and/or Crimes Against Society. Multiple Group A offenses may be reported for a single incident.

Crimes against Persons

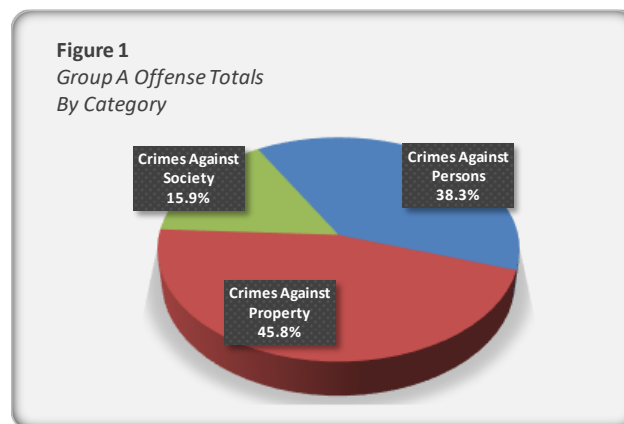
- During the reporting year, there were a total of 2,874 Crimes Against Persons.
- The Crimes Against Persons category yielded 38.3% of all offenses.
- The Crimes Against Persons offense category in this reporting year increased 0.2% when compared to the previous reporting year.

Crimes against Property

- During the reporting year, there were a total of 3,437 Crimes Against Property.
- The Crimes Against Property category yielded 45.8% of all offenses.
- The Crimes Against Property offense category in this reporting year decreased -18.7% when compared to the previous reporting year.

Crimes against Society

- During the reporting year, there were a total of 1,190 Crimes Against Society.
- The Crimes Against Society category yielded 15.9% of all offenses.
- The Crimes Against Society offense category in this reporting year decreased -6.6% when compared to the previous reporting year.



Trends & Analysis

- Trends are analyzed using two methods: Offense Volume and Offense Rate.
- This NIBRS Crime Report compares the current reporting year and the previous reporting year.

Offense Volume Analysis

Crime Volume is the collective sum of all 52 Group A offenses.

- NIBRS classifies offenses when they occur.
- During the reporting year, there were 7,501 offenses reported to the McAllen Police Department. *[See Table 1]*
- The Offense Volume in this reporting year decreased -10.4% when compared to the previous year.

Offense Rate Analysis

Offense Rates are compiled to compensate for the changes in population.

- The Offense Rate reflects the number of offenses reported per 100,000 residents. *[See Table 2]*
- The Offense Rate during the reporting year was 4,961.8 crimes per 100,000 residents.
- The Offense Rate is based on the estimates of the 2020 U.S. Census population for the city of McAllen and the annual growth rate of 1.2%.
- The Offense Rate in this reporting year decreased -11.4% when compared to the previous year.

Table 1. Crime Volume Analysis

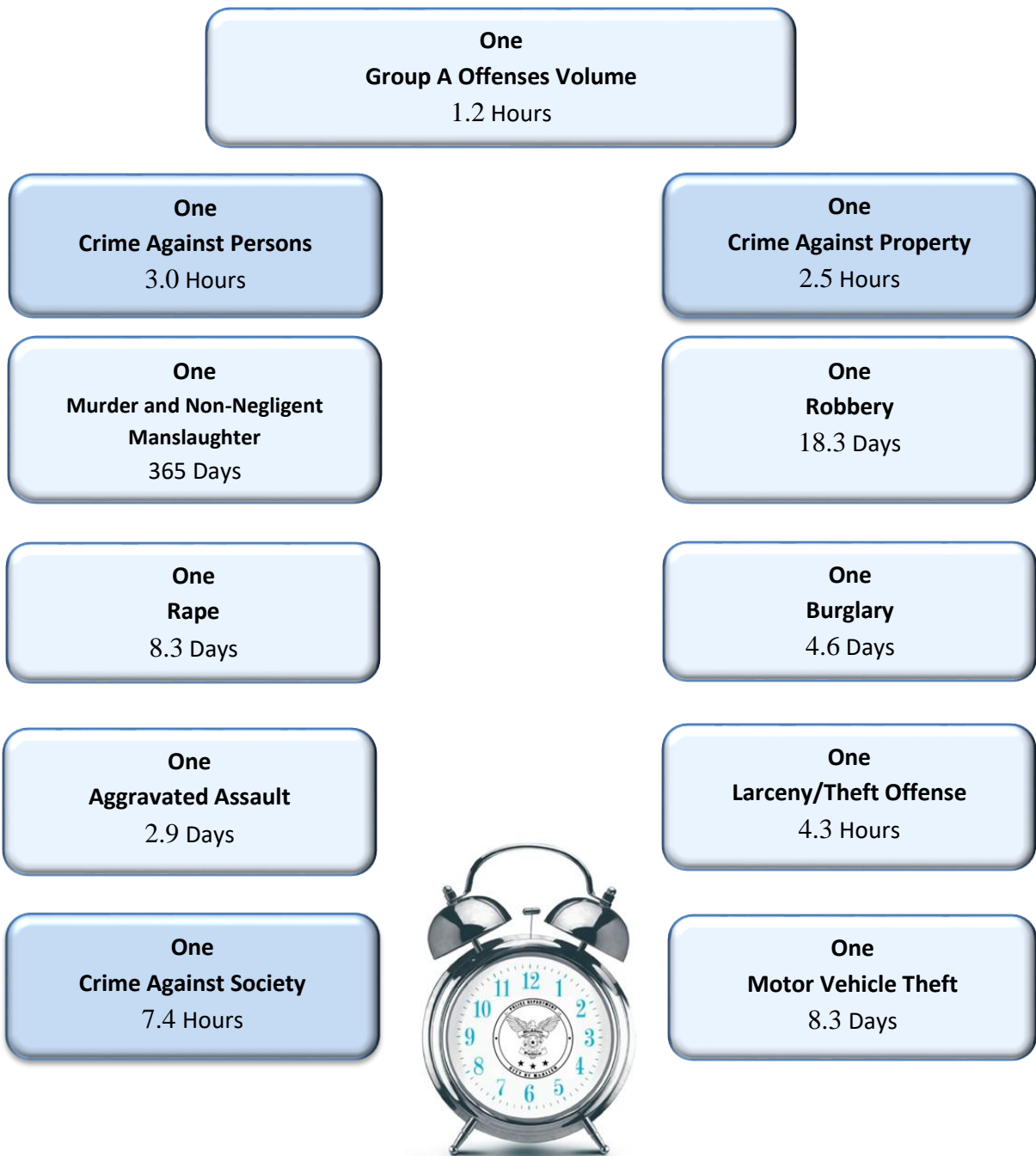
Group A Offenses	Current Year (2025)	Previous Year (2024)	% Change
Crimes Against Persons			
Aggravated Assault	125	127	-1.6%
Simple Assault	1,912	1,993	-4.1%
Intimidation	733	667	9.9%
Murder and Non-Negligent Manslaughter	1	4	-75.0%
Negligent Manslaughter	4	1	300.0%
Justifiable Homicide	0	0	0.0%
Human Trafficking, Commercial Sex Acts	0	0	0.0%
Human Trafficking, Involuntary Servitude	0	0	0.0%
Kidnapping/Abduction	19	5	280.0%
Rape	44	50	-12.0%
Sodomy	1	5	-80.0%
Sexual Assault With an Object	0	3	-100.0%
Fondling	35	12	191.7%
Incest	0	0	0.0%
Statutory Rape	0	0	0.0%
Total of Crimes Against Persons	2,874	2,867	0.2%
Crimes Against Property			
Arson	2	9	-77.8%
Bribery	0	2	-200.0%
Burglary	79	94	-16.0%
Counterfeiting / Forgery	65	61	6.6%
Destruction/Damage/Vand	823	932	-11.7%
Embezzlement	7	19	-63.2%
Extortion / Blackmail	23	22	4.5%
False Pretenses/Swindle	131	181	-27.6%
Credit Card/ATM Fraud	104	117	-11.1%
Impersonation	26	16	62.5%
Welfare Fraud	0	2	-200.0%
Wire Fraud	0	0	0.0%
Identity Theft	66	82	-19.5%
Hacking/Computer Invasion	9	6	50.0%
Pocket-Picking	2	5	-60.0%
Purse-Snatching	0	0	0.0%
Shoplifting	957	1,142	-16.2%
Theft From Building	17	76	-77.6%
Theft From Coin-OP Machine	4	3	33.3%
Theft From Motor Vehicle	148	256	-42.2%
Theft Motor Veh Parts	27	74	-63.5%
All Other Larceny	870	982	-11.4%
Motor Vehicle Theft	44	101	-56.4%
Robbery	20	35	-42.9%
Stolen Property Offenses	13	9	44.4%
Total of Crimes Against Property	3,437	4,226	-18.7%
Crimes Against Society			
Animal Cruelty	28	23	21.7%
Drug/Narcotics Violations	648	786	-17.6%
Drug Equipment Violations	331	309	7.1%
Betting/Wagering	0	1	-100.0%
Operating/Promoting/ Assisting Gambling	2	1	100.0%
Gambling Equipment Violations	2	0	200.0%
Sports Tampering	0	0	0.0%
Pornography/Obscene Material	19	19	0.0%
Prostitution	24	14	71.4%
Assisting or Promoting Prostitution	0	3	-100.0%
Purchasing Prostitution	7	8	-12.5%
Weapon Law Violations	129	110	17.3%
Total of Crimes Against Society	1,190	1,274	-6.6%
Total Group A Offenses	7,501	8,367	-10.4%

Table 2. Crime Rate Analysis

Group A Offenses	Current Year (2025)	Previous Year (2024)	% Change
Crimes Against Persons			
Aggravated Assault	82.7	85.0	-2.8%
Simple Assault	1,264.8	1,334.6	-5.2%
Intimidation	484.9	446.6	8.6%
Murder and Non-Negligent Manslaughter	0.7	2.7	-75.3%
Negligent Manslaughter	2.6	0.7	295.1%
Justifiable Homicide	0.0	0.0	0.0%
Human Trafficking, Commercial Sex Acts	0.0	0.0	0.0%
Human Trafficking, Involuntary Servitude	0.0	0.0	0.0%
Kidnapping/Abduction	12.6	3.3	275.4%
Rape	29.1	33.5	-13.1%
Sodomy	0.7	3.3	-80.2%
Sexual Assault With an Object	0.0	2.0	-100.0%
Fondling	23.2	8.0	188.1%
Incest	0.0	0.0	0.0%
Statutory Rape	0.0	0.0	0.0%
Total of Crimes Against Persons	1,901.1	1,919.8	-1.0%
Crimes Against Property			
Arson	1.3	6.0	-78.0%
Bribery	0.0	1.3	-133.9%
Burglary	52.3	62.9	-17.0%
Counterfeiting / Forgery	43.0	40.8	5.3%
Destruction/Damage/Vand	544.4	624.1	-12.8%
Embezzlement	4.6	12.7	-63.6%
Extortion / Blackmail	15.2	14.7	3.3%
False Pretenses/Swindle	86.7	121.2	-28.5%
Credit Card/ATM Fraud	68.8	78.3	-12.2%
Impersonation	17.2	10.7	60.5%
Welfare Fraud	0.0	1.3	-133.9%
Wire Fraud	0.0	0.0	0.0%
Identity Theft	43.7	54.9	-20.5%
Hacking/Computer Invasion	6.0	4.0	48.2%
Pocket-Picking	1.3	3.3	-60.5%
Purse-Snatching	0.0	0.0	0.0%
Shoplifting	633.0	764.7	-17.2%
Theft From Building	11.2	50.9	-77.9%
Theft From Coin-OP Machine	2.6	2.0	31.7%
Theft From Motor Vehicle	97.9	171.4	-42.9%
Theft Motor Veh Parts	17.9	49.6	-64.0%
All Other Larceny	575.5	657.6	-12.5%
Motor Vehicle Theft	29.1	67.6	-57.0%
Robbery	13.2	23.4	-43.6%
Stolen Property Offenses	8.6	6.0	42.7%
Total of Crimes Against Property	2,273.5	2,829.8	-19.7%
Crimes Against Society			
Animal Cruelty	18.5	15.4	20.3%
Drug/Narcotics Violations	428.6	526.3	-18.6%
Drug Equipment Violations	219.0	206.9	5.8%
Betting/Wagering	0.0	0.7	-67.0%
Operating/Promoting/ Assisting Gambling	1.3	0.7	65.3%
Gambling Equipment Violations	1.3	0.0	132.3%
Sports Tampering	0.0	0.0	0.0%
Pornography/Obscene Material	12.6	12.7	-1.2%
Prostitution	15.9	9.4	69.3%
Assisting or Promoting Prostitution	0.0	2.0	-100.0%
Purchasing Prostitution	4.6	5.4	-13.6%
Weapon Law Violations	85.3	73.7	15.8%
Total of Crimes Against Society	787.2	853.1	-7.7%
Total Group A Offenses	4,961.8	5,602.8	-11.4%

CRIME CLOCK: REPORTING YEAR

- This mode of display represents the annual ratio of offense volume to fixed time intervals.
- This is an aggregate representation of some NIBRS data. It is designed to convey the annual reported offense experience by showing the relative frequency of occurrence of offenses in the reporting year.



CHAPTER 2: TOTALS BY GROUP A OFFENSE CATEGORY

As of January 2021, the McAllen Police Department began reporting NIBRS data to the UCR Program.

The McAllen NIBRS Crime Report will analyze and reflect on NIBRS data for the offenses of Murder and Non-Negligent Manslaughter, Rape, Aggravated Assault, Robbery, Burglary, Larceny/Theft, Motor Vehicle Theft, Drug/Narcotic Violations and Weapon Law Violations.

During the reporting year, the McAllen Police Department reported 7,501 offenses.

Below is a breakdown of the offenses by Offense Type categories for the reporting year.

Table 3. Totals by Group A Offense Category		Current Year [2025]	Previous Year [2024]	%Change
Crimes Against Persons	Assault Offenses	2,770	2,787	-0.6%
	Homicide Offenses	5	5	0.0%
	Human Trafficking Offenses	0	0	0.0%
	Kidnapping/Abduction Offenses	19	5	280.0%
	Sex Offenses	80	70	14.3%
	Sex Offenses, Non-Forcible	0	0	0.0%
	Total	2,874	2,867	0.2%
Crimes Against Property	Arson Offenses	2	9	-77.8%
	Bribery Offenses	0	2	-200.0%
	Burglary Offenses	79	94	-16.0%
	Counterfeiting/Forgery Offenses	65	61	6.6%
	Destruction/Damage/Vandalism Offenses	823	932	-11.7%
	Embezzlement Offenses	7	19	-63.2%
	Extortion/Blackmail Offenses	23	22	4.5%
	Fraud Offenses	336	404	-16.8%
	Larceny Offenses	2,025	2,538	-20.2%
	Motor Vehicle Theft Offenses	44	101	-56.4%
	Robbery Offenses	20	35	-42.9%
	Stolen Property Offenses	13	9	44.4%
	Total	3,437	4,226	-18.7%
Crimes Against Society	Animal Cruelty Offenses	28	23	21.7%
	Drug/Narcotic Offenses	979	1,095	-10.6%
	Gambling Offenses	4	2	200.0%
	Pornography/Obscene Material Offenses	19	19	0.0%
	Prostitution Offenses	31	25	24.0%
	Weapon Law Violations	129	110	17.3%
	Total	1,190	1,274	-6.6%
Group A Offense Category Totals		7,501	8,367	-10.4%

Crimes Against Persons Category

❖ Homicide Offenses

Homicide offenses are defined as the “killing of one human being by another”. The offenses reported under the category of Homicide are: Murder and Non-Negligent Manslaughter, Negligent Manslaughter, and Justifiable Homicide.

Table 4. NIBRS: Homicide Offenses

Offense Category	Crime Code	Offense Type	Current Year (2025)	Previous Year (2024)	% Change
Homicide Offenses	09A	Murder and Non-Negligent Manslaughter	1	4	-75.0%
	09B	Negligent Manslaughter	4	1	300.0%
	09C	Justifiable Homicide	0	0	0.0%
Homicide Offense Totals			5	5	0.0%

OFFENSE VOLUME

- There was 1 Murder and Non-Negligent Manslaughter committed in the reporting year.
- The Murder and Non-Negligent Manslaughter offense type in this reporting year reflected a decrease of -75.0% when compared to the previous reporting year.
- There were 4 Negligent Manslaughter committed in the reporting year.
- The Negligent Manslaughter offense type in this reporting year increased 300.0% when compared to the previous reporting year.
- There were 0 Justifiable Homicides occurring in the reporting year.
- The Justifiable Homicide Offense type reflected no increase or decrease when compared to the previous reporting year.

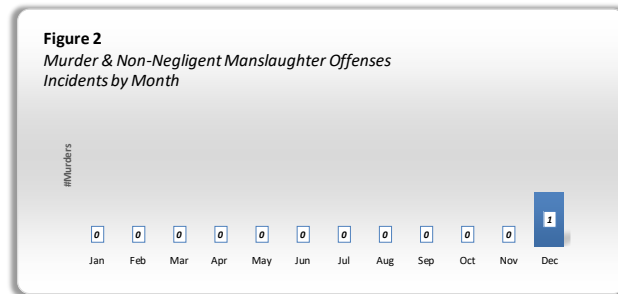
OFFENSE RATE

- The Murder and Non-Negligent Manslaughter Offense Rate during the reporting year was 0.7.
- The Murder and Non-Negligent Manslaughter Offense Rate reflected a decrease of -75.3% when compared to the previous reporting year.
- The Negligent Manslaughter Offense Rate during the reporting year was 2.6.
- The Negligent Manslaughter Offense Rate increased 295.1% when compared to the previous reporting year.
- The Justifiable Homicide Offense Rate during the reporting year was 0.0.
- The Justifiable Homicide Offense Rate reflected no increase or decrease when compared to the previous reporting year.

Offense Type: Murder and Non-Negligent Manslaughter – Incidents by Month

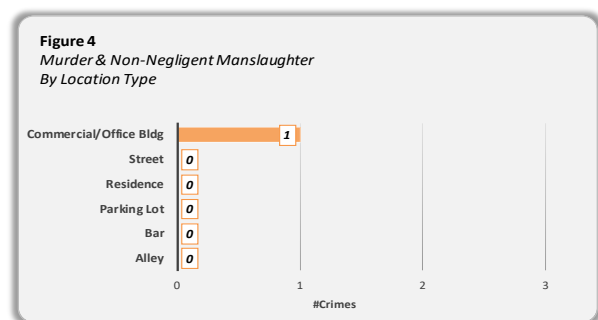
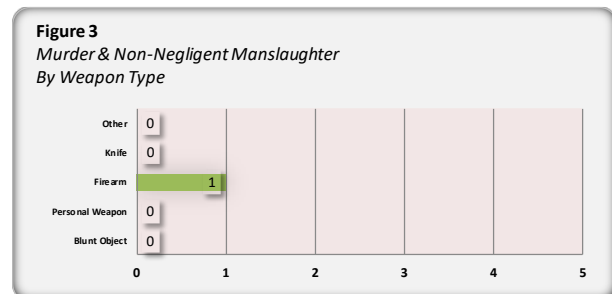
Murder and Non-Negligent Manslaughter as defined in NIBRS is “the willful (non-negligent) killing of one human being by another”. In addition, the National UCR Program classifies assault to murder and attempted murder as Aggravated Assault, and it counts some accidental deaths as Negligent Manslaughter.³

- The total numbers of reported Murder and Non-Negligent Manslaughter offenses are reflected below by month. *[Figure 2]*.



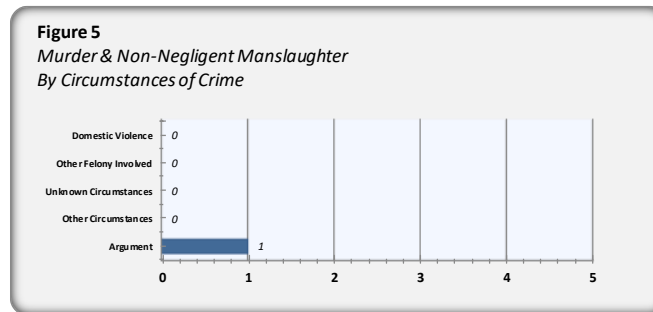
NATURE OF CRIME

- Of the 1 Murder and Non-Negligent Manslaughter, 1 was committed with the use of a Firearm and 0 were committed by the use of a Knife/Cutting instrument. *[See Figure 3]*
- Of the 1 Murder and Non-Negligent Manslaughter committed, 1 was committed in a Commercial/Office Building, 0 were committed in a Residential location, 0 were committed in the Parking Lot, and 0 were committed in an Other type of location. *[See Figure 4]*



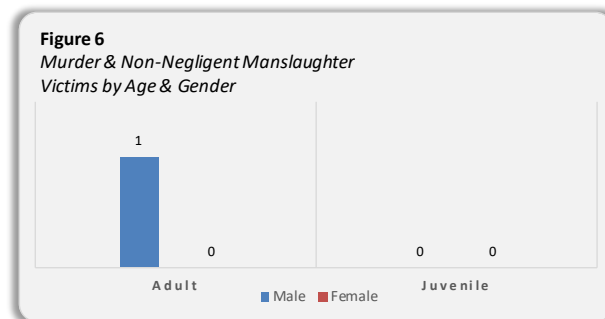
³United States Department of Justice, Federal Bureau of Investigation – CJIS Division. (June 2023). *2023.0 National Incident-Based Reporting System User Manual*.

- Of the 1 Murder and Non-Negligent Manslaughter committed in the reporting year, 1 was committed as a result of an Argument. [See Figure 5]



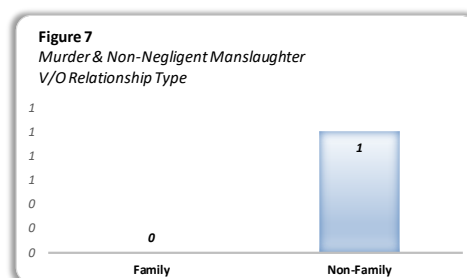
VICTIMOLOGY

- During the reporting year, there was 1 victim of Murder and Non-Negligent Manslaughter.
- Based on the data of the reporting year, 1 of the victims was Male and 0 of the victims were Female.
- Of those 1 victims, 1 was an Adult and 0 were Juveniles. [See Figure 6]



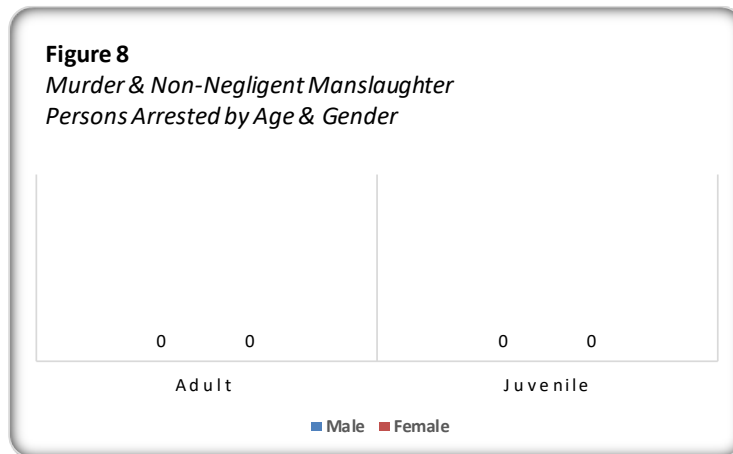
VICTIM/OFFENDER RELATIONSHIP

- In NIBRS, the data collected for Victim/Offender relationship is that of the relationship of the victims to the offenders, not the relationship of the offenders to the victims.
- Based on the data of the reporting year, 0 of the victims were murdered by a Family member and 1 was murdered by a Non-Family member. [See Figure 7]
- In the Non-Family category, most victims were 'Acquaintances' to the offender.



PERSONS ARRESTED

- During the reporting year, there were 0 persons arrested for Murder and Non-Negligent Manslaughter. *[See Figure 8]*
- Of those 0 persons arrested, 0 were Adults and 0 were Juveniles.
- Of the 0 persons arrested, 0 were Males and 0 were Females.



❖ SEX OFFENSES

Sex Offenses are defined as any sexual act directed against another person without the consent of the victim, including instances where the victim is incapable of giving consent.⁴ The offenses reported under the category of Sex Offenses are:

Rape, Sodomy, Sexual Assault with an Object, and Fondling. The 11A Rape definition was updated in version 2023.0. TX DPS upgraded systems to reflect new FBI offense type classifications. The crime codes of 11B – Sodomy and 11C – Assault with a Sexual Object are recorded to 11A – Rape for reporting purposes.⁵

Table 5. NIBRS: Sex Offenses

Offense Category	Crime Code	Offense Type	Current Year (2025)	Previous Year (2024)	% Change
Sex Offenses	11A	Rape	44	50	-12.0%
	11B	Sodomy	1	5	-80.0%
	11C	Sexual Assault w/Object	0	3	-100.0%
	11D	Fondling	35	12	191.7%
Sex Offense Totals			80	70	14.3%

OFFENSE VOLUME

- The overall Sex Offenses category increased 14.3% when compared to the previous reporting year.
- There were 44 Rapes committed in the reporting year.
- The Rape offense type decreased -12.0% when compared to the previous reporting year.
- There was 1 Sodomy offense types committed in the reporting year.
- The Sodomy Offense type decreased -80.0% when compared to the previous reporting year.
- There were 0 Sexual Assault with an Object offense types committed in the reporting year.
- The Sexual Assault with an Object offense type decreased -100.0% when compared to the previous reporting year.
- There were 35 Fondling offense types committed in the reporting year.
- The Fondling offense type increased 191.7% when compared to the previous reporting year.

OFFENSE RATE

- The overall rate of Sex Offenses category increased 12.9% when compared to the previous reporting year.
- The Rape Offense Rate during the reporting year was 29.1.
- The Rape Offense Rate decreased -13.1% when compared to the previous reporting year.
- The Sodomy Offense Rate during the reporting year was 0.7.
- The Sodomy Offense Rate decreased -80.2% when compared to the previous reporting year.
- The Sexual Assault with an Object Offense Rate during the reporting year was 0.0.
- The Sexual Assault with an Object Offense Rate decreased -100.0% when compared to the previous reporting year.
- The Fondling Offense Rate during the reporting year was 23.2.
- The Fondling Offense Rate increased 188.1% when compared to the previous reporting year.

⁴United States Department of Justice, Federal Bureau of Investigation – CJIS Division. (June 2023). *2023.0 National Incident-Based Reporting System User Manual*.

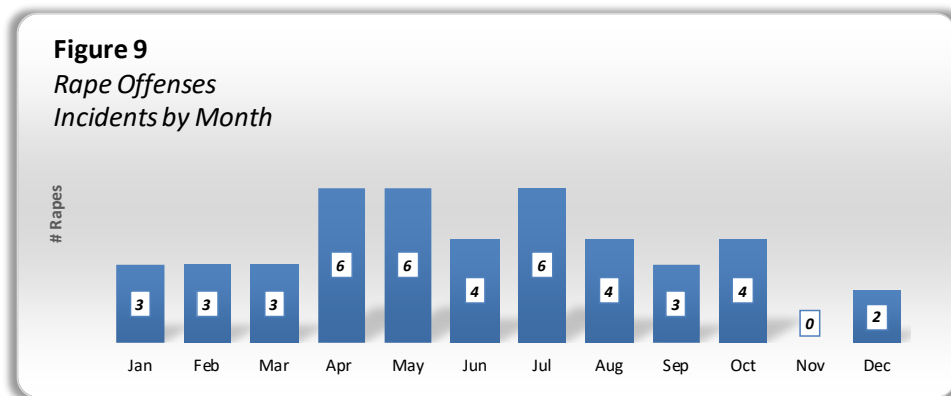
⁵Ibid.

Offense Type: Rape – Incidents by Month

Rape is defined by NIBRS as “penetration, no matter how slight, of the vagina or anus with any body part or object, or oral penetration by a sex organ of another person, or by a sex-related object. This definition also includes instance in which the victim is incapable of giving consent because of temporary or permanent mental or physical incapacity (include due to the influence of drugs or alcohol) or because of age. Physical resistance is not required on the part of the victim to demonstrate lack of consent.”⁶

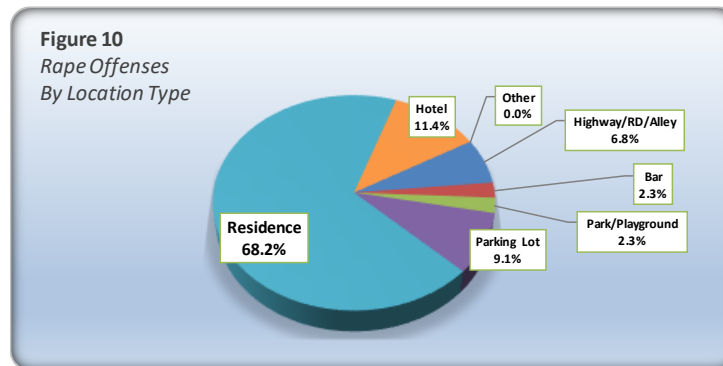
Statutory rape and incest are excluded from this category and are listed under the category of Sex Offenses, Non-Forcible.

- The total numbers of reported Rape offenses are reflected below by month. [Figure 9].



NATURE OF CRIME

- In the reporting year, 68.2% of Rapes occurred in a Residence type location. 11.4% occurred in Hotel/Motels, and 9.1% of rapes occurred in parking lots. [See Figure 10]

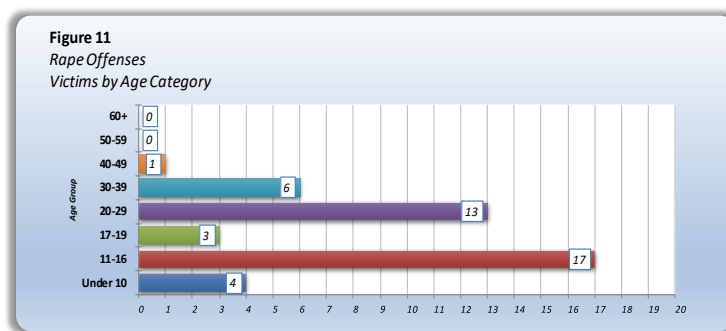


⁶ United States Department of Justice, Federal Bureau of Investigation – CJIS Division. (June 2023). *2023.0 National Incident-Based Reporting System User Manual*.

VICTIMOLOGY

Rapes differ from other violent crimes because in many cases the victims may be hesitant to report the offense to the police. The rigors of court procedures, embarrassment, and fear of any accompanying stigma exert a deterrent effect upon the victim's willingness to contact the police. As attitudes towards the reporting of rape change, trends in the number of reported offenses can be expected to change accordingly.

- For data compiled of committed reporting year Rape offenses, there were 44 victims.
- During the reporting year, the age group reporting the highest incidence was the age group of 11-16 year olds. [See Figure 11]

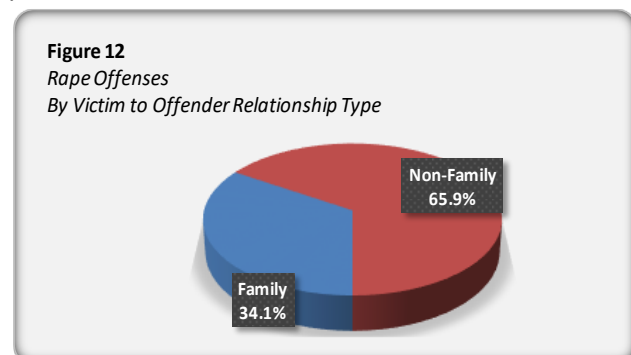


- Based on the data reported in the reporting year, 100.0% of the victims were Hispanic and 0.0% were Non-Hispanic.
- Of the data reported in the reporting year for Rape, 34 victims were Females and 10 were Males.

VICTIM/OFFENDER RELATIONSHIP

- In NIBRS, the data collected for victim/offender relationship is that of the relationship of the victims to the offenders, not the relationship of the offenders to the victims.

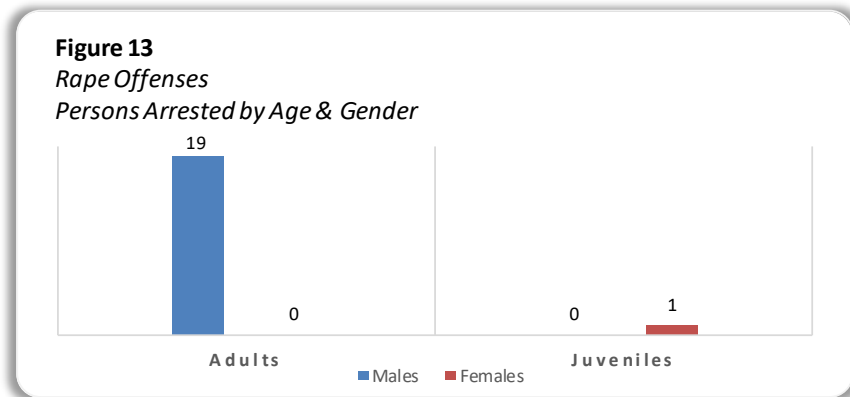
- Based on the data compiled during the reporting year 34.1% of victims were raped by a Family member and 65.9% were raped by a Non-Family member. [See Figure 12].
- In the Non-Family category, most victims were 'Acquaintances' or 'Strangers' to the offender.



- In the Family category, most victims of rape were a 'Boyfriend/Girlfriend' of the offender.

PERSONS ARRESTED

- During the reporting year, there were a total of 20 persons arrested for Rape.
- Of the 20 persons arrested, 19 persons were Adults and 1 was a Juvenile. [See Figure 13].
- Of the 20 persons arrested, 19 persons were Males and 1 person was Female.



❖ ASSAULT OFFENSES

Assault offenses are defined as unlawful attacks by one person upon another. The Assault offenses are recorded in three categories: Aggravated Assaults, Simple Assaults, and Intimidation. By definition there are no attempted assaults, only completed assaults. The weapons used or the extent of the injury sustained will be the deciding factors in distinguishing the corresponding assault offense(s).

Table 6. NIBRS: Assault Offenses

Offense Category	Crime Code	Offense Type	Current Year (2025)	Previous Year (2024)	% Change
Assault Offenses	13A	Aggravated Assault	125	127	-1.6%
	13B	Simple Assault	1,912	1,993	-4.1%
	13C	Intimidation	733	667	9.9%
Assault Offense Totals			2,770	2,787	-0.6%

OFFENSE VOLUME

- The overall Assault Offenses category decreased -0.6% when compared to the previous reporting year.
- There were 125 Aggravated Assaults committed in the reporting year.
- The Aggravated Assault offense type in this reporting year decreased -1.6% when compared to the previous reporting year.
- There were 1,912 Simple Assault offense types committed in the reporting year.
- The Simple Assault offense type in this reporting year decreased -4.1% when compared to the previous reporting year.
- There were 733 Intimidation offense types committed in the reporting year.
- The Intimidation offense type in this reporting year increased 9.9% when compared to the previous reporting year.

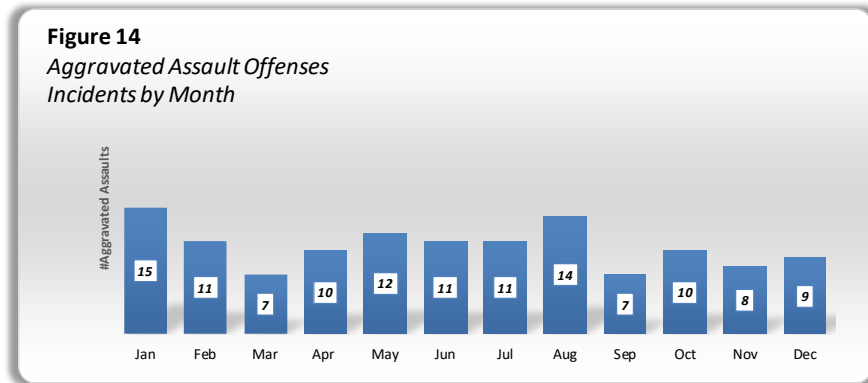
OFFENSE RATE

- The overall rate of Assault Offenses category decreased -1.8% when compared to the previous reporting year.
- The Aggravated Assault Offense Rate during the reporting year was 82.7.
- The Aggravated Assault Offense Rate decreased -2.8% when compared to the previous reporting year.
- The Simple Assault Offense Rate during the reporting year was 1,264.8.
- The Simple Assault Offense Rate decreased -5.2% when compared to the previous reporting year.
- The Intimidation Offense Rate during the reporting year was 484.9.
- The Intimidation Offense Rate increased 8.6% when compared to the previous reporting year.

Offense Type: Aggravated Assault Offenses – Incidents by Month

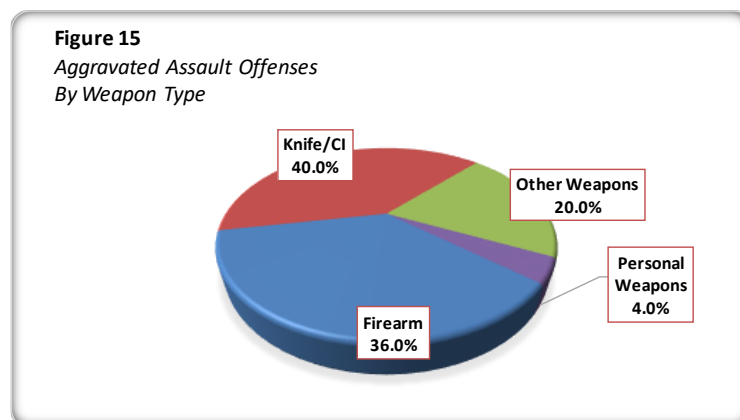
Aggravated Assault is defined as an unlawful attack by one person upon another wherein the offender uses a dangerous weapon or displays it in a threatening manner or the victim suffers obvious severe or aggravated bodily injury, or where there was a risk for serious injury/intent to seriously injure.⁷ It is not necessary for injury to result to classify an Aggravated Assault.

- The total numbers of reported Aggravated Assault offenses are reflected below by month. [Figure 14].



NATURE OF CRIME

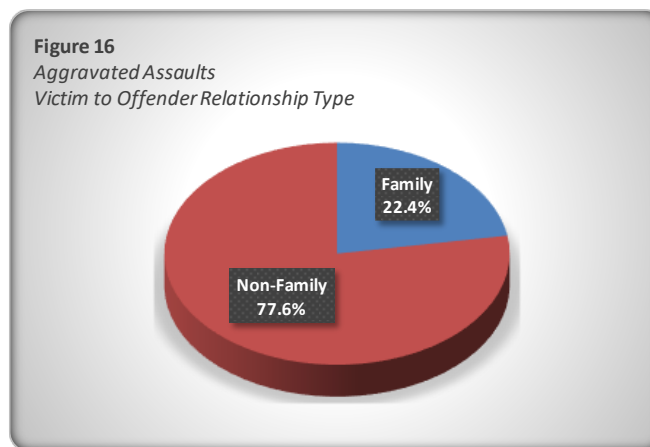
- Of the 125 reported Aggravated Assaults committed in the reporting year, the most frequently used weapon in the commission of an Aggravated Assault was a Knife/Cutting Instrument.
- Nearly 40.0% of Aggravated Assaults in the reporting year were committed with a Knife/Cutting Instrument.
- Firearms were used in 36.0% of all reported Aggravated Assaults. [See Figure 15].



⁷United States Department of Justice, Federal Bureau of Investigation – CJIS Division. (June 2023). *2023.0 National Incident-Based Reporting System User Manual*.

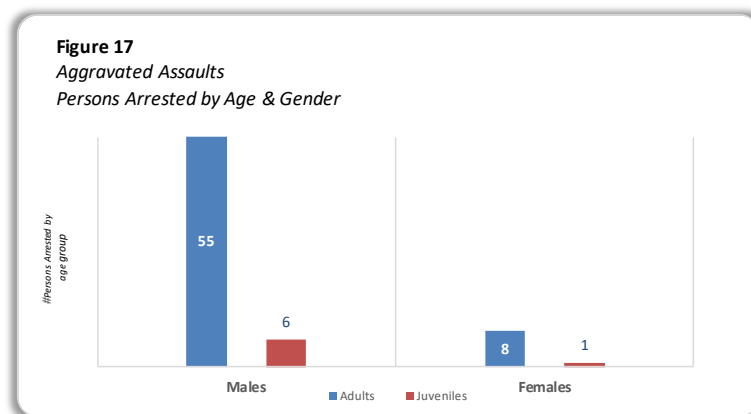
VICTIM/OFFENDER RELATIONSHIP

- Of the 125 Aggravated Assault offenses committed during the reporting year, 28 were family violence related.
- Based on the data compiled in the reporting year, 22.4% of victims of Aggravated Assault were of a Family relationship type and 77.6% of victims were Non-Family. [See Figure 16].
- In the Non-Family category, most victims of Aggravated Assault were 'Strangers' to the offender.
- In the Family category, most victims of Aggravated Assault were a 'Boyfriend/Girlfriend' of the offender.



PERSONS ARRESTED

- During the reporting year, there were a total of 70 persons arrested for Aggravated Assault offenses. [See Figure 17].
- Of the 70 persons arrested for Aggravated Assault, 63 were Adults and 7 were Juveniles.
- Of the 70 persons arrested for Aggravated Assault, 61 were Males and 9 were Females.



Crimes Against Property Category

❖ BURGLARY OFFENSES

Burglary is defined as the unlawful entry into a building or other structure with the intent to commit a felony or a theft.⁸

Table 7. NIBRS: Burglary Offenses

Offense Category	Crime Code	Current Year (2025)	Previous Year (2024)	% Change
Burglary	220	79	94	-16.0%

OFFENSE VOLUME

- There were 79 Burglary offenses committed in the reporting year.
- The Burglary offense type in this reporting year decreased -16.0% when compared to the previous reporting year.

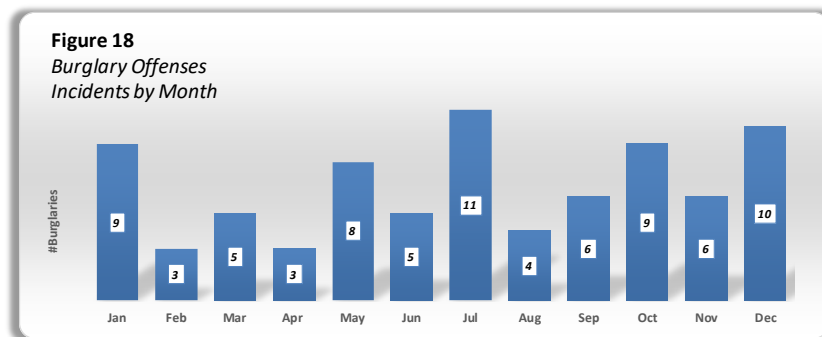
OFFENSE RATE

- The Burglary Offense Rate during the reporting year was 52.3.
- The Burglary Offense Rate decreased -17.0% when compared to the previous reporting year.

■ Offense Type: Burglary Offenses – Incidents by Month

The National UCR Program's definition of structure includes, but is not limited to, an apartment, barn, cabin, church, condominium, dwelling house, factory, garage, house trailer, office, school, railroad car and other buildings. The structure should have four walls, a roof, and a door.⁹

- The total numbers of reported Burglary offenses are reflected below by month. [Figure 18].

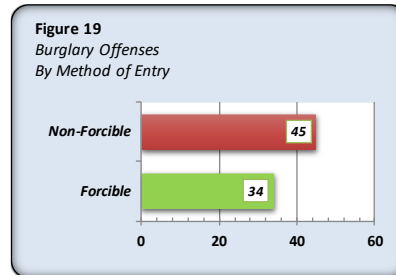


⁸United States Department of Justice, Federal Bureau of Investigation – CJIS Division. (June 2023). *2023.0 National Incident-Based Reporting System User Manual*.

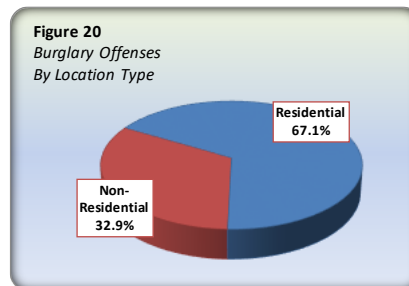
⁹Ibid.

NATURE OF CRIME

- Of the Burglary offenses committed in the reporting year, 43.0% were Burglaries committed with Forced Entry and 57.0% of Burglaries were committed with No Forced Entry. [See Figure 19].



- Of all Burglaries committed in the reporting year, 67.1% burglaries occurred in a Residential location and 32.9% occurred in a Non-Residential location. [See Figure 20].



PERSONS ARRESTED

- During the reporting year, there were a total of 47 persons arrested for Burglary offenses. [See Figure 21].
- Of the 47 persons arrested for Burglary, 47 were Adults and 0 were Juveniles.
- Of those arrested for Burglary, 43 were Males and 4 were Females.



❖ LARCENY/THEFT OFFENSES

Larceny is defined as the unlawful taking, carrying, leading, or riding away of property from the possession or constructive possession of another person.¹⁰

Larceny/Theft includes crimes in eight (8) sub-categories. The subcategories are: (1) Pocket-picking, (2) Purse-snatching, (3) Shoplifting, (4) Theft from Building, (5) Theft from Coin-Operated Machine or Device, (6) Theft from Motor Vehicle, (7) Theft of Motor Vehicle Parts or Accessories, and (8) All Other Larceny.

Table 8. NIBRS: Larceny/Theft Offenses

Offense Category	Crime Code	Offense Type	Current Year (2025)	Previous Year (2024)	% Change
Larceny/Theft Offenses	23A	Pocket-Picking	2	5	-60.0%
	23B	Purse-Snatching	0	0	0.0%
	23C	Shoplifting	957	1,142	-16.2%
	23D	Theft From Building	17	76	-77.6%
	23E	Theft From Coin-OP Machine	4	3	33.3%
	23F	Theft From Motor Vehicle	148	256	-42.2%
	23G	Theft Motor Veh Parts	27	74	-63.5%
	23H	All Other Larceny	870	982	-11.4%
Larceny/Theft Totals			2,025	2,538	-20.2%

OFFENSE VOLUME

- There were 2,025 Larceny/Theft offenses committed in the reporting year.
- The Larceny/Theft offense types in this reporting year decreased -20.2% when compared to the previous reporting year.

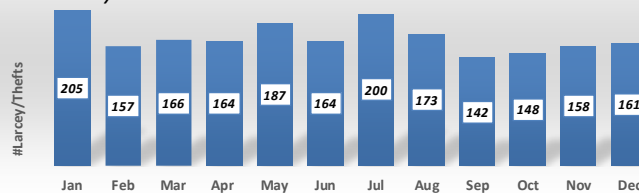
OFFENSE RATE

- The Larceny/Theft Offense Rate during the reporting year was 1,339.5 offenses.
- The Larceny/Theft Offense Rate in this reporting year decreased -21.2% when compared to the previous reporting year.

Offense Type: Larceny/Theft Offenses – Incidents by Month

- The total numbers of reported Larceny/Theft offenses are reflected below by month. [Figure 22].

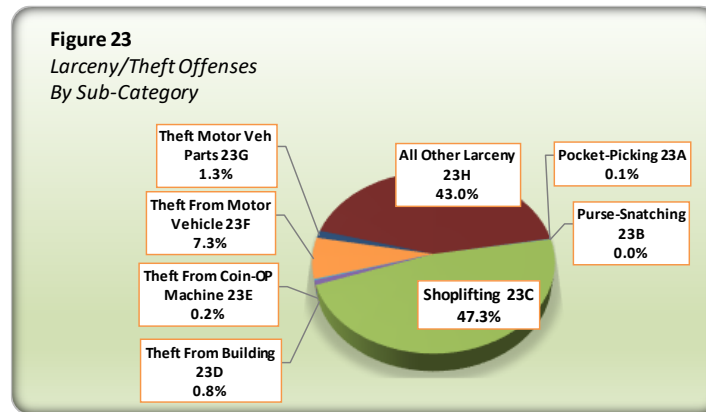
Figure 22
Larceny/Theft Offenses
Incidents by Month



¹⁰United States Department of Justice, Federal Bureau of Investigation – CJIS Division. (June 2023). 2023.0 National Incident-Based Reporting System User Manual.

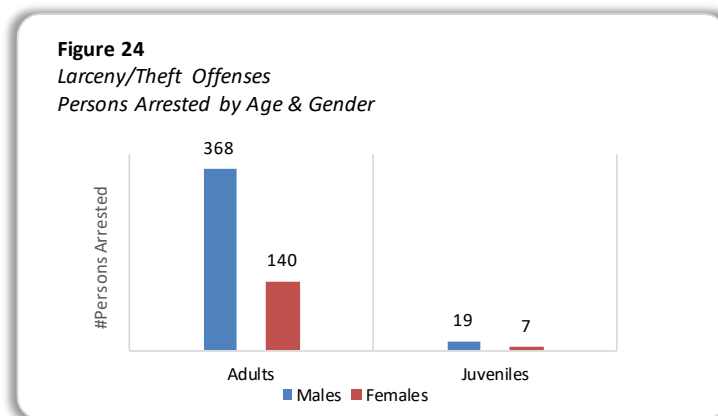
NATURE OF CRIME

- Of the eight (8) Larceny/Theft subcategories committed in the reporting year, the largest category of theft was the offense type of Theft – Shoplifting with 957 offenses.
- Of the 2,025 Larceny/Theft offenses committed in the reporting year, 47.3% were Shoplifting offenses, 7.3% were Theft from Motor Vehicle offenses, 1.3% were Theft from Motor Vehicle Parts, 0.8% were Theft from Building and 43.0% were Theft – All Other offenses. [See Figure 23].



PERSONS ARRESTED

- There were 534 persons arrested for Larceny/Theft offenses during the reporting year. [See Figure 24].
- Of the 534 persons arrested for Larceny/Theft, 508 were Adults and 26 were Juveniles.
- Of those arrested for Larceny/Theft offenses, 387 were Males and 147 were Females.



❖ MOTOR VEHICLE THEFT OFFENSES

Motor Vehicle Theft is defined as a theft of a motor vehicle¹¹. Motor vehicle includes the theft or attempted theft of a motor vehicle, which the National UCR Program defines as a self-propelled vehicle that runs on the surface of land and not on rails.¹²

Table 9. NIBRS: Motor Vehicle Theft Offenses

Offense Category	Crime Code	Current Year (2025)	Previous Year (2024)	% Change
Auto Theft	240	44	101	-56.4%

The category of Motor Vehicle Theft is further sub-categorized into five subcategories: (1) Automobiles, (2) Buses, (3) Recreational Vehicles, (4) Trucks, and (5) Other Vehicles. Motor Vehicle Thefts should not include the taking of a vehicle for temporary use when prior authority has been granted or can be assumed, such as in family situations. Motor Vehicle Thefts do not include farm equipment (tractors, combines, etc.)¹³

OFFENSE VOLUME

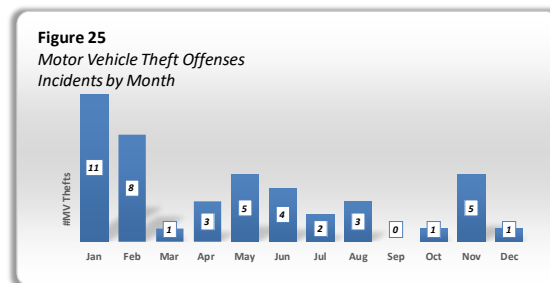
- There were 44 Motor Vehicle Theft offenses committed in the reporting year.
- The Motor Vehicle Theft offense type in this reporting year decreased -56.4% when compared to the previous reporting year.

OFFENSE RATE

- The Motor Vehicle Theft Offense Rate during the reporting year was 29.1 offenses.
- The Motor Vehicle Theft Offense Rate in this reporting year decreased -57.0% when compared to the previous reporting year.

■ Offense Type: Motor Vehicle Theft Offenses – Incidents by Month

- The total number of reported Motor Vehicle Theft offenses is reflected below by month. [See Figure 25].



¹¹ United States Department of Justice, Federal Bureau of Investigation – CJIS Division. (June 2023). 2023.0 National Incident-Based Reporting System User Manual.

¹² Ibid.

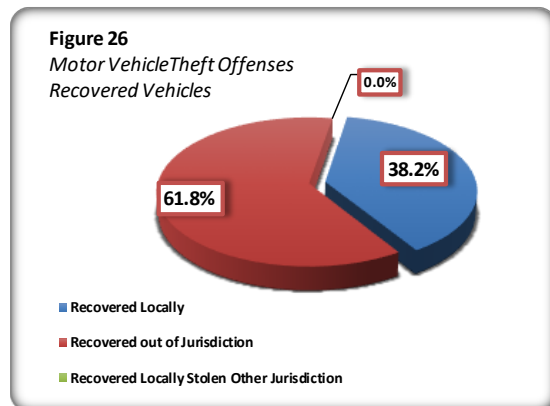
¹³ Ibid.

NATURE OF CRIME

- Of the Motor Vehicle Theft types committed in the reporting year, there were 14 Automobiles, 30 Trucks, 0 Other Vehicles, and 0 Recreational Vehicle type. [See Table 10].

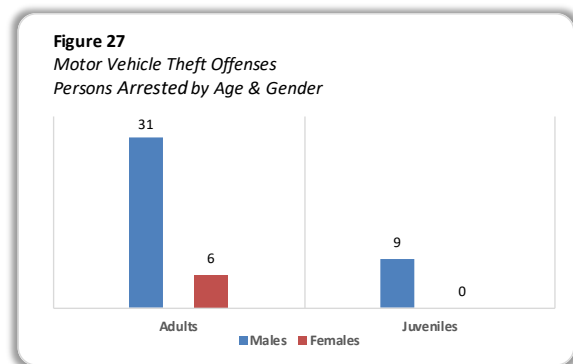
Table 10. Motor Vehicle Thefts: By Vehicle Type	
MV Type	# Stolen
Automobiles	14
Buses	0
Recreational Vehicles	0
Trucks	30
Other Vehicle	0
TOTALS	44

- Of the 44 Motor Vehicle Thefts committed in the reporting year, 34 vehicles were recovered.
- Of those recovered vehicles in the reporting year, 13 motor vehicles were Stolen local/Recovered local and 21 were Stolen local/Recovered outside our jurisdiction. [See Figure 26].



PERSONS ARRESTED

- There were 46 persons arrested for Motor Vehicle Theft offenses during the reporting year. [See Figure 27].
- Of the 46 persons arrested for Motor Vehicle Theft, 37 were Adults, 9 were Juveniles.
- Of the 46 persons arrested for Motor Vehicle Theft, 40 were Males and 6 were Females.



❖ ROBBERY OFFENSES

Robbery is defined as taking of anything of value from the control, custody, or care of another person by force or threat of force and/or by putting the victim in fear of immediate harm.¹⁴

Table 11. NIBRS: Robbery Offenses

Offense Category	Crime Code	Current Year (2025)	Previous Year (2024)	% Change
Robbery	120	20	35	-42.9%

OFFENSE VOLUME

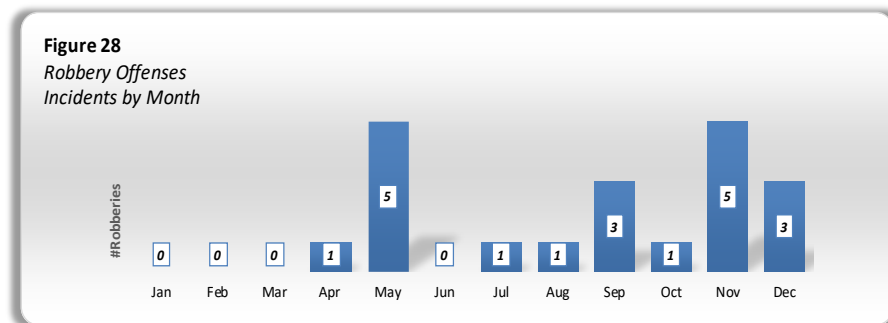
- There were 20 Robbery offenses committed in the reporting year.
- The Robbery offenses in this reporting year decreased -42.9% when compared to the previous reporting year.

OFFENSE RATE

- The Robbery Offense Rate during the reporting year was 13.2 offenses.
- The Robbery Offense Rate in this reporting year decreased -43.6% when compared to the previous reporting year.

■ Offense Type: Robbery Offenses – Incidents by Month

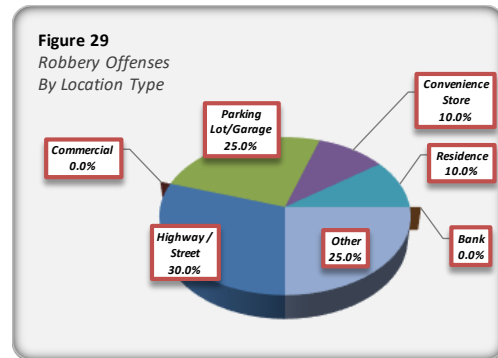
- The total number of reported Robbery offenses is reflected below by month. *[See Figure 28].*



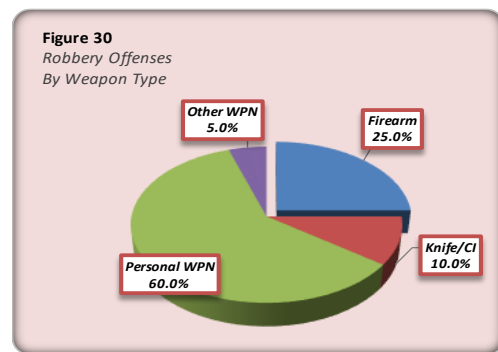
¹⁴United States Department of Justice, Federal Bureau of Investigation – CJIS Division. (June 2023). *2023.0 National Incident-Based Reporting System User Manual*.

NATURE OF CRIME

- Of the 20 Robbery offenses committed in the reporting year, 30.0% of the Robbery offenses were committed on a Highway/Street, 25.0% were committed in a Parking Lot, 10.0% were committed at a Residence, and 25.0% were committed while at an Other type location. [See Figure 29].

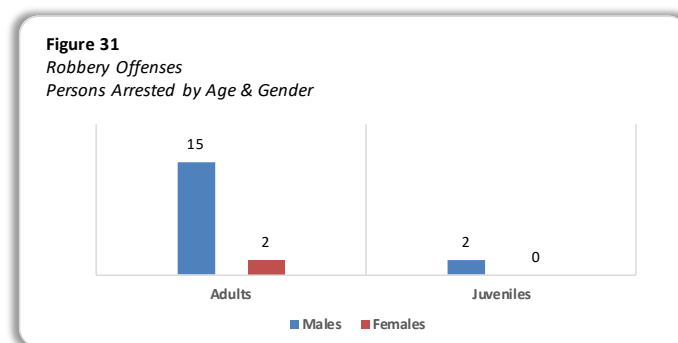


- Of the 20 Robberies, 60.0% were committed using Strong Arm – Personal Weapons (i.e. Hands, Feet, etc.). The use of a firearm accounted for 25.0% of the Robberies reported, the use of knives/cutting instruments accounted for 10.0% of the Robberies reported, and 5.0% were committed using Other Weapon types. [See Figure 30].



PERSONS ARRESTED

- There were 19 persons arrested for Robbery offenses during the reporting year. [See Figure 31].
- Of those 19 persons arrested, 17 were Adults and 2 were Juveniles.
- Of those arrested for Robbery, 17 were Males and 2 were Females.



Crimes Against Society Category

❖ DRUG/NARCOTIC OFFENSES

Drug/Narcotic Offenses are defined as the violation of laws prohibiting the production, distribution, and/or use of certain controlled substances and the equipment or devices utilized in their preparation and/or use.¹⁵

Table 12. NIBRS: Drug/Narcotic Offenses

Offense Category	Crime Code	Offense Type	Current Year (2025)	Previous Year (2024)	% Change
Drug/Narcotic Offenses	35A	Drug/Narcotics Violations	648	786	-17.6%
	35B	Drug Equipment Violations	331	309	7.1%
Drug/Narcotic Offenses Totals			979	1,095	-10.6%

OFFENSE VOLUME

- There were 648 Drug/Narcotic Violations committed in the reporting year.
- The Drug/Narcotic Violations offense type in this reporting year decreased -17.6% when compared to the previous reporting year.
- There were 331 Drug Equipment Violations committed in the reporting year.
- The Drug Equipment Violations offense type in this reporting year increased 7.1% when compared to the previous reporting year.

OFFENSE RATE

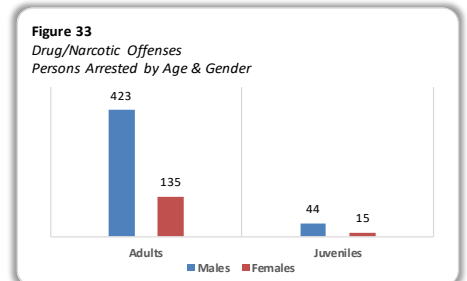
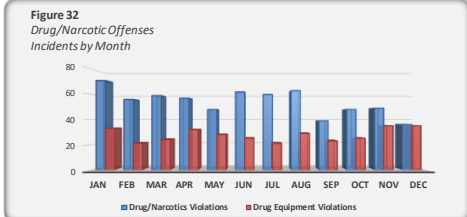
- The Drug/Narcotic Violations Offense Rate during the reporting year was 428.6 offenses.
- The Drug/Narcotic Violations Offense Rate decreased -18.6% when compared to the previous reporting year.
- The Drug Equipment Violation Offense Rate during the reporting year was 219.0 offenses.
- The Drug Equipment Violation Offense Rate increased 5.8% when compared to the previous reporting year.

■ Drug/Narcotic Offenses – Incidents by Month

- The total number of reported Drug/Narcotic Offenses is reflected by month. [See Figure 32].

PERSONS ARRESTED

- There were 617 persons arrested for Drug/Narcotic offenses during the reporting year. [See Figure 33].
- Of the 617 persons arrested for Drug/Narcotic offenses, 558 were Adults and 59 were Juveniles.
- Of those 617 persons arrested for Drug /Narcotic offenses, 467 were Males and 150 were Females.
- Of those 617 persons arrested, 470 were for Drug/Narcotic Violations and 147 were for Drug/Equipment Violations.



¹⁵United States Department of Justice, Federal Bureau of Investigation – CJIS Division. (June 2023). 2023.0 National Incident-Based Reporting System User Manual..

❖ WEAPON LAW VIOLATIONS

Weapon Law Violations are defined as the violation of laws or ordinances prohibiting the manufacture, sale, purchase, transportation, possession, concealment, or use of firearms, cutting instruments, explosives, incendiary devices, or other deadly weapons.¹⁶

Table 13. NIBRS: Weapon Law Violation Offenses

Offense Category	Crime Code	Current Year (2025)	Previous Year (2024)	% Change
Weapon Law Violations	520	129	110	17.3%

OFFENSE VOLUME

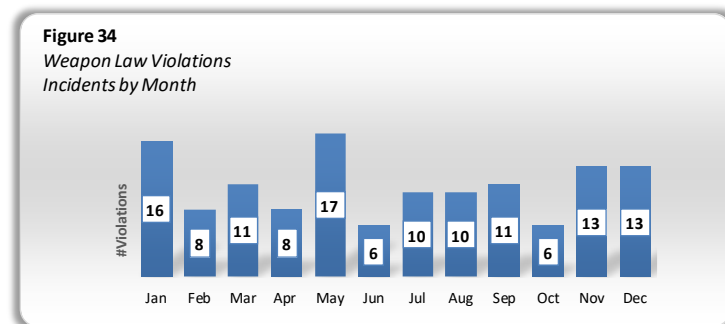
- There were 129 Weapon Law Violations committed in the reporting year.
- The Weapon Law Violations in this reporting year increased 17.3% when compared to the previous reporting year.

OFFENSE RATE

- The Weapon Law Violation Offense Rate during the reporting year was 85.3 offenses.
- The Weapon Law Violations Offense Rate in this reporting year increased 15.8% when compared to the previous reporting year.

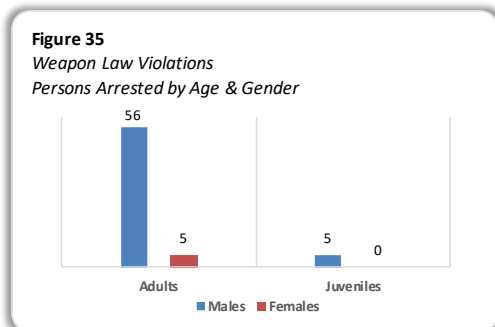
■ Weapon Law Violations – Incidents by Month

- The total number of reported Weapon Law Violations is reflected by month. [See Figure 34].



PERSONS ARRESTED

- There were 66 persons arrested for Weapon Law Violations during the reporting year.
- Of those 66 persons arrested, 61 were Adults and 5 were Juveniles. [See Figure 35].
- Of those arrested for Weapon Law Violations, 61 were Males and 5 were Females.



¹⁶ United States Department of Justice, Federal Bureau of Investigation – CJIS Division. (June 2023). 2023.0 National Incident-Based Reporting System User Manual.

CHAPTER 3: DRUG SEIZURES

- Drug seizure information is presented in compliance with Health & Safety Code Section §481.185 and its requirement that each law enforcement agency in this state shall file monthly with the director a report of all arrests made for drug offenses and quantities of controlled substances seized during the preceding month.¹⁷
- The NIBRS program collects information on up to three different types of drug seized within a single incident.
- The chart below displays the quantity of drugs seized in the City of McAllen during the reporting year. [See Table 14].
- The information presented are drugs seized by the McAllen Police Department and do not include drugs seized by any federal law enforcement agency.

Table 14. NIBRS: Drug Seizures - By Type and Quantity		
<u>Drug Type</u>	<u>Drug Description</u>	<u>Quantity*</u>
Cannabinoids	Marijuana	113.88 lbs
	Hashish	0 lbs
Opiates	Heroin	0.03 lbs
Cocaine	Cocaine	7.34 lbs
Hallucinogens	LSD	0 lbs
	PCP	0 lbs
	Designer Drugs	0.26 lbs
Other Drugs	Amphetamines/Methamphetamines	1.81 lbs
	Synthetic Narcotics	9.31 lbs
	Tranquilizers	61.1 lbs
* Quantity Codes: Pounds (lbs), Grams (gm), Dosage Unit (DU)		

¹⁷Texas Department of Public Safety – UCR Program. (June 2023). *Texas-Centric Technical Specifications and Error Codes*.

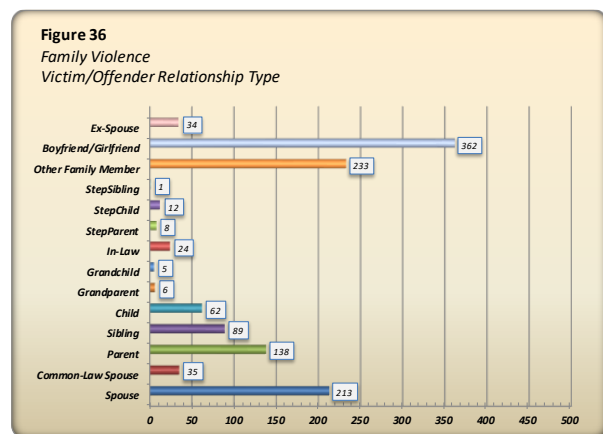
CHAPTER 4: FAMILY VIOLENCE

The Texas Family Code §71.004 defines Family Violence as an act by a member of a family or household against another member that is intended to result in physical harm, bodily injury, assault, or a threat that reasonably places the member in fear of imminent physical harm.

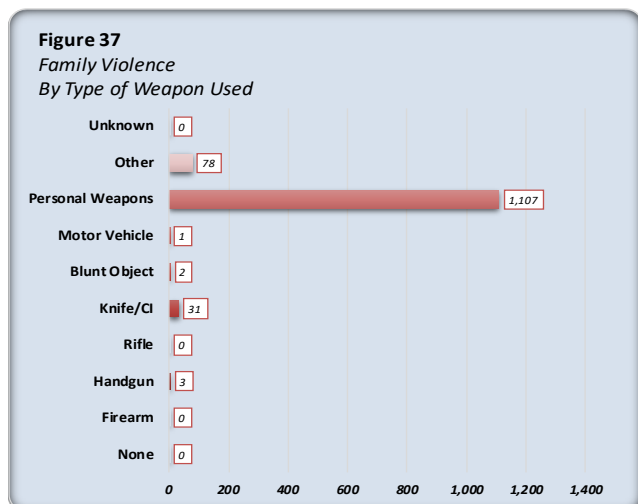
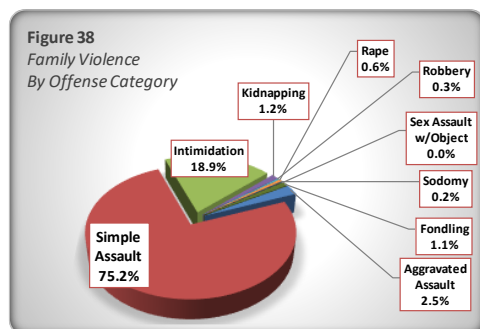
An incident (case) is flagged as family violence when the incident involves the offenses of: Assault, Homicide, Kidnapping/Abduction, Robbery and Sex Offenses, and at least one of the relationships of the victim to offender is a family member.¹⁸

Family Violence: Annual Summary

- During the reporting year, there were 1,222 incidents of family violence reported.
- Of the incidents reported, 64.6% of the victims were females and 35.4% were males.
- The most common Victim/Offender Relationship reported was the 'Boyfriend/Girlfriend' category with 362, followed by 'Other Family Member' relationship with 233. [See Figure 36].



- The most common weapon used during a family violence incident was the use of Personal Weapons (Hands, Fists, Feet, etc.) with 1,107. [See Figure 37].
- Of the offenses required by NIBRS to collect family violence information, the category of 'Simple Assault' accounted for 75.4% of the family violence related offenses. [See Figure 38].

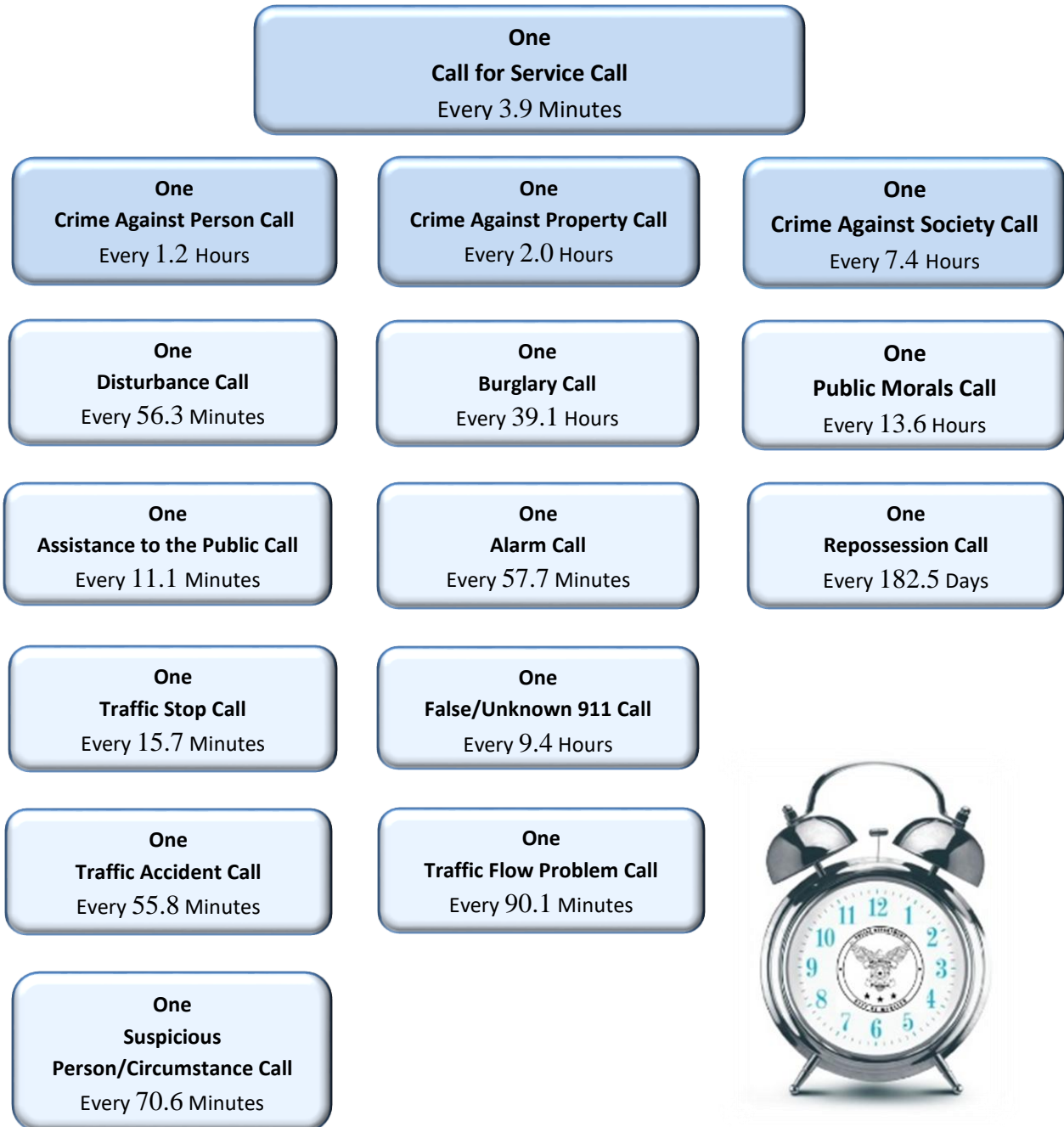


¹⁸Texas Department of Public Safety – UCR Program. (June 2023). *Texas-Centric Technical Specifications and Error Codes*.

CHAPTER 5: CALLS FOR SERVICE


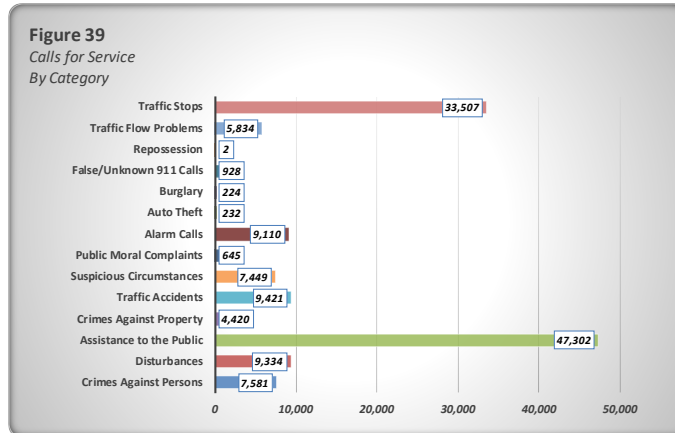
Calls for Service Crime Clock: Reporting Year

- During the reporting year, the McAllen Police Department responded to 135,989 calls for service.
- This mode of display below represents the annual ratio of calls for service to fixed time intervals.
- This is an aggregate representation of data. It is designed to convey the annual service call experience by showing the relative frequency of occurrence.



■ Calls for Service: Annual Summary

- During the reporting year, the McAllen Police Department responded to 135,989 calls for service. [See Figure 39].
- This represents an increase of 0.1% when compared to the previous year.
- The most frequent calls for service category during the reporting year was Assistance to the Public.
- The highest volume of calls for service, during the reporting year, peaked between 1800 – 1900 hours. [See Figure 40].

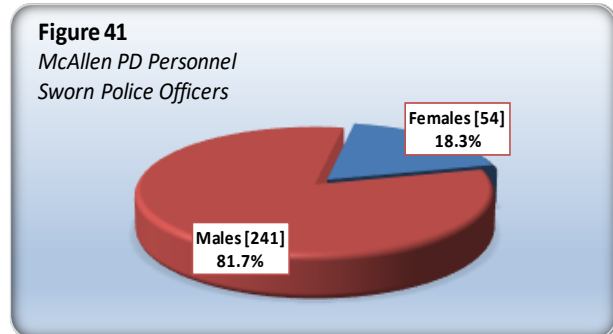


CHAPTER 6: LAW ENFORCEMENT PERSONNEL

Personnel data presented in this report reflect the data available at time of analysis and may change as a result of fluctuations in staff.

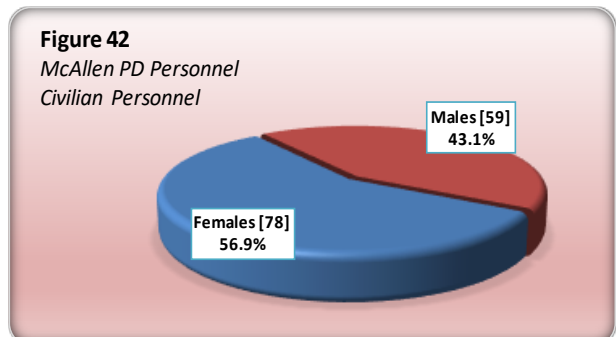
Commissioned Personnel

- The City of McAllen Police Department is authorized 317 sworn Police Officers.
- McAllen's sworn Police Officer to population ratio is 2.0 officers per 1000 population.
- McAllen is currently at 93.4% of authorized sworn Police Officers.
- Of the current sworn Police Officers, 81.7% are males and 18.3% are females. [See Figure 41].



Civilian Personnel

- The City of McAllen Police Department is authorized 151 civilian employees.
- Civilian employees include: Community Service Specialists, Detention Service Specialists, Emergency Communication Specialists, Emergency Communications Manager, TAG Director, Senior Administration Clerks, Administrative Assistants, Crime Statistician, Analysts, Fleet Maintenance personnel and Custodians.
- Of the 151 civilian employees, six (6) employees are exempt.
- McAllen is currently at 90.7% of authorized civilian personnel.
- Of the current civilian personnel, 43.1% are males and 56.9% are females. [See Figure 42].



CHAPTER 7: CITY OF MCALLEN ARREST DATA

Arrests by Offense – Juvenile/Adult

- CRIMES AGAINST PERSONS

Offense Category	Crime Code	Offense Type	Juvenile	Adult	Total
Assault Offenses	13A	Agg Assault	7	63	70
	13B	Simple Assault	81	724	805
	13C	Intimidation	7	100	107
Assault Offenses Total			95	887	982
Homicide Offenses	09A	Murder and Non-negligent Manslaughter	0	0	0
	09B	Negligent Manslaughter	0	2	2
	09C	Justifiable Homicide	0	0	0
Homicide Offenses Total			0	2	2
Human Trafficking	64A	Human Trafficking, Commercial Sex Acts	0	0	0
	64B	Human Trafficking, Involuntary Servitude	0	0	0
Human Trafficking Total			0	0	0
Kidnapping / Abduction	100	Kidnapping/Abduction	0	4	4
Kidnapping / Abduction Total			0	4	4
Sex Offenses	11A	Rape	1	19	20
	11B	Sodomy	0	1	1
	11C	Sexual Assault With an Object	0	0	0
	11D	Fondling	0	10	10
Sex Offenses Total			1	30	31
Sex Offense, Non-Forcible	36A	Incest	0	0	0
	36B	Statutory Rape	0	0	0
Sex Offense, Non-Forcible Total			0	0	0
Total Crimes Against Persons			96	923	1,019

Arrests by Offense – Juvenile/Adult

■ CRIMES AGAINST PROPERTY

Offense Category	Crime Code	Offense Type	Juvenile	Adult	Total
Arson	200	Arson	0	0	0
Bribery	510	Bribery	0	0	0
Burglary	220	Burglary	0	47	47
Counterfeiting / Forgery	250	Counterfeiting / Forgery	0	11	11
Destruction / Damage / Vandalism	290	Destruction / Damage / Vandalism	10	67	77
Embezzlement	270	Embezzlement	0	0	0
Extortion / Blackmail	210	Extortion / Blackmail	0	1	1
Fraud Offenses	26A	False Pretenses/Swindle	0	9	9
	26B	Credit Card/ATM Fraud	0	17	17
	26C	Impersonation	0	1	1
	26D	Welfare Fraud	0	0	0
	26E	Wire Fraud	0	0	0
	26F	Identity Theft	0	3	3
	26G	Hacking/Computer Invasion	0	0	0
Fraud Offenses Total			0	30	30
Larceny / Theft Offenses	23A	Pocket-picking	0	0	0
	23B	Purse-Snatching	0	0	0
	23C	Shoplifting	12	322	334
	23D	Theft From Building	0	1	1
	23E	Theft From Coin-OP Machine	0	2	2
	23F	Theft From Motor Vehicle	6	53	59
	23G	Theft Motor Veh Parts	0	7	7
	23H	All Other Larceny	8	123	131
Larceny / Theft Offenses Total			26	508	534
Motor Vehicle Theft	240	Motor Vehicle Theft	9	37	46
Robbery	120	Robbery	2	17	19
Stolen Property Offenses	280	Stolen Property Offenses	0	15	15
Total Crimes Against Property			47	733	780

Arrests by Offense – Juvenile/Adult

- *CRIMES AGAINST SOCIETY*
- *GROUP B ARRESTS*

Offense Category	Crime Code	Offense Type	Juvenile	Adult	Total
Animal Cruelty	720	Animal Cruelty	0	7	7
Animal Cruelty Total			0	7	7
Drug/Narcotic Violations	35A	Drug/Narcotics Violations	42	428	470
	35B	Drug Equipment Violations	17	130	147
Drug/Narcotic Violations Total			59	558	617
Gambling Offenses	39A	Betting/Wagering	0	0	0
	39B	Operating/Promoting/Assisting Gambling	0	4	4
	39C	Gambling Equipment Violations	0	0	0
	39D	Sports Tampering	0	0	0
Gambling Offenses Total			0	4	4
Pornography / Obscene Material	370	Pornography/Obscene Material	0	3	3
Pornography / Obscene Material Total			0	3	3
Prostitution Offenses	40A	Prostitution	0	21	21
	40B	Assisting or Promoting Prostitution	0	0	0
	40C	Purchasing Prostitution	0	5	5
Prostitution Offenses Total			0	26	26
Weapon Law Violations	520	Weapon Law Violations	5	61	66
Weapon Law Violations Total			5	61	66
Total Crimes Against Society			64	659	723
Total Group A Arrests			207	2,315	2,522
Group B [Arrests Only]	90B	Curfew/Loitering/Vagrancy	0	155	155
	90C	Disorderly Conduct	5	111	116
	90D	Driving Under the Influence	0	401	401
	90F	Family Offenses [NonViolent]	0	45	45
	90G	Liquor Law Violations	1	37	38
	90J	Trespass of Real Property	2	144	146
	90Z	All Other Offenses	46	1,555	1,601
Total Group B Arrests			54	2,448	2,502
			Juvenile	Adult	Total
Total Group A Arrests			207	2,315	2,522
Total Group B Arrests			54	2,448	2,502
Total Arrests			261	4,763	5,024

Arrest By Offense – By Gender

■ CRIMES AGAINST PERSONS

Offense Category	Crime Code	Offense Type	Female	Male	Total
Assault Offenses	13A	Agg Assault	9	61	70
	13B	Simple Assault	277	528	805
	13C	Intimidation	18	89	107
Assault Offenses Total			304	678	982
Homicide Offenses	09A	Murder and Non-negligent Manslaughter	0	0	0
	09B	Negligent Manslaughter	1	1	2
	09C	Justifiable Homicide	0	0	0
Homicide Offenses Total			1	1	2
Human Trafficking	64A	Human Trafficking, Commercial Sex Acts	0	0	0
	64B	Human Trafficking, Involuntary Servitude	0	0	0
Human Trafficking Total			0	0	0
Kidnapping / Abduction	100	Kidnapping/Abduction	1	3	4
Kidnapping / Abduction Total			1	3	4
Sex Offenses	11A	Rape	1	19	20
	11B	Sodomy	0	1	1
	11C	Sexual Assault With an Object	0	0	0
	11D	Fondling	1	9	10
Sex Offenses Total			2	29	31
Sex Offense, Non-Forcible	36A	Incest	0	0	0
	36B	Statutory Rape	0	0	0
Sex Offense, Non-Forcible Total			0	0	0
Total Crimes Against Persons			308	711	1,019

Arrest By Offense – By Gender

■ CRIMES AGAINST PROPERTY

Offense Category	Crime Code	Offense Type	Female	Male	Total
Arson	200	Arson	0	0	0
Bribery	510	Bribery	0	0	0
Burglary	220	Burglary	4	43	47
Counterfeiting / Forgery	250	Counterfeiting / Forgery	5	6	11
Destruction / Damage / Vandalism	290	Destruction / Damage / Vandalism	17	60	77
Embezzlement	270	Embezzlement	0	0	0
Extortion / Blackmail	210	Extortion / Blackmail	0	1	1
Fraud Offenses	26A	False Pretenses/Swindle	2	7	9
	26B	Credit Card/ATM Fraud	4	13	17
	26C	Impersonation	1	0	1
	26D	Welfare Fraud	0	0	0
	26E	Wire Fraud	0	0	0
	26F	Identity Theft	1	2	3
	26G	Hacking/Computer Invasion	0	0	0
Fraud Offenses Total			8	22	30
Larceny / Theft Offenses	23A	Pocket-picking	0	0	0
	23B	Purse-Snatching	0	0	0
	23C	Shoplifting	104	230	334
	23D	Theft From Building	0	1	1
	23E	Theft From Coin-OP Machine	0	2	2
	23F	Theft From Motor Vehicle	8	51	59
	23G	Theft Motor Veh Parts	2	5	7
	23H	All Other Larceny	33	98	131
Larceny / Theft Offenses Total			147	387	534
Motor Vehicle Theft	240	Motor Vehicle Theft	6	40	46
Robbery	120	Robbery	2	17	19
Stolen Property Offenses	280	Stolen Property Offenses	6	9	15
Total Crimes Against Property			195	585	780

Arrest By Offense – By Gender

- *CRIMES AGAINST SOCIETY*
- *GROUP B ARRESTS*

Offense Category	Crime Code	Offense Type	Female	Male	Total
Animal Cruelty	720	Animal Cruelty	2	5	7
Animal Cruelty Total			2	5	7
Drug/Narcotic Violations	35A	Drug/Narcotics Violations	115	355	470
	35B	Drug Equipment Violations	35	112	147
Drug/Narcotic Violations Total			150	467	617
Gambling Offenses	39A	Betting/Wagering	0	0	0
	39B	Operating/Promoting/Assisting Gambling	0	4	4
	39C	Gambling Equipment Violations	0	0	0
	39D	Sports Tampering	0	0	0
Gambling Offenses Total			0	4	4
Pornography / Obscene Material	370	Pornography/Obscene Material	0	3	3
Pornography / Obscene Material Total			0	3	3
Prostitution Offenses	40A	Prostitution	11	10	21
	40B	Assisting or Promoting Prostitution	0	0	0
	40C	Purchasing Prostitution	0	5	5
Prostitution Offenses Total			11	15	26
Weapon Law Violations	520	Weapon Law Violations	5	61	66
Weapon Law Violations Total			5	61	66
Total Crimes Against Society			168	555	723
Total Group A Arrests			671	1,851	2,522
Group B [Arrests Only]	90B	Curfew/Loitering/Vagrancy	13	142	155
	90C	Disorderly Conduct	25	91	116
	90D	Driving Under the Influence	104	297	401
	90F	Family Offenses [NonViolent]	22	23	45
	90G	Liquor Law Violations	9	29	38
	90J	Trespass of Real Property	27	119	146
	90Z	All Other Offenses	407	1,194	1,601
Total Group B Arrests			607	1,895	2,502
			Female	Male	Total
Total Group A Arrests			671	1,851	2,522
Total Group B Arrests			607	1,895	2,502
Total Arrests			1,278	3,746	5,024

CHAPTER 8: APPENDICES

Appendix A: Glossary of Terms

The following is a collection of terms and definitions as they relate to Texas criminal offenses, FBI – NIBRS guidelines/offenses, and the UCR Program.¹⁹

ADULT

In Texas, an adult is a person 17 years of age or over. National law provides that adults are age 18 or over. Unless otherwise indicated, this publication follows the state definition.

AGGRAVATED ASSAULT

An unlawful attack by one person upon another wherein the offender uses a weapon or displays it in a threatening manner, or the victim suffers obvious severe or aggravated bodily injury involving apparent broken bones, loss of teeth, possible internal injury, severe laceration, or loss of consciousness.

ARSON

To unlawfully and intentionally damage, or attempt to damage, any real or personal property by fire or incendiary device, with or without intent to defraud.

BRIBERY

The offering, giving, receiving, or soliciting of anything of value (i.e., a gratuity, or kickback) to sway the judgement or action of a person in a position of trust or influence.

BURGLARY

The unlawful entry of a structure or dwelling with intent to commit a felony or a theft.

CRIME/OFFENSE RATE

The number of offenses per 100,000 inhabitants.

CRIME/OFFENSE VOLUME

The aggregate sum of the offenses.

CRIMES AGAINST PERSONS

Crimes Against Persons include criminal offenses where the victim is present and the act is violent, threatening or has the potential of being physically harmful (i.e. murder, assault, rape, etc.)

CRIMES AGAINST PROPERTY

Crimes Against Property include offenses that involve taking something of value by theft or deception or the destruction of property (i.e. robbery, burglary, bribery, theft, etc.).

CRIMES AGAINST SOCIETY

Crimes Against Society represent society's prohibition against engaging in certain types of activity (i.e. gambling, prostitution, drug violations).

¹⁹United States Department of Justice, Federal Bureau of Investigation – CJIS Division. (June 2023). 2023.0 National Incident-Based Reporting System User Manual.

DRUG ABUSE VIOLATIONS

All arrests for violation of state and/or local laws, specifically those relating to the unlawful cultivation, manufacture, distribution, sale, purchase, use, possession, transportation, and/or importation of any controlled drug or narcotic substance.

EMBEZZLEMENT

The unlawful misappropriation by an offender to his/her own use or purpose of money, property, or some other thing of value entrusted to his/her care, custody, or control.

ETHNICITY

The ethnic origin categories were adopted from the U.S. Department of Commerce and are Hispanic and Not Hispanic. Included as Hispanic are all persons of Mexican, Puerto Rican, Cuban, Central or South American, or other Spanish culture or origin, regardless of race.

EXTORTION/BLACKMAIL

To unlawfully obtain money, property, or any other thing of value, either tangible or intangible, through the use or threat of force, misuse of authority, threat of criminal prosecution, threat of destruction of reputation or social standing, or through other coercive means.

FAMILY

Family is defined as individuals related by blood, affinity, marriage, former marriage, biological parents of the same child, foster children, foster parents, members of the same household or former members of the same household.

FAMILY VIOLENCE

An act by a member of a family or household (as defined by the Texas Family Code) against another member that is intended to result in physical harm, bodily injury, assault or a threat that reasonably places the member in fear of imminent physical harm.

FORGERY AND COUNTERFEITING

The altering, copying, or imitation of something, without authority or right, with the intent to deceive or defraud by passing the copy or thing altered or imitated as that which is original or genuine; or the selling, buying, or possession of an altered, copied, or imitated thing with the intent to deceive or defraud.

FRAUD

The intentional perversion of the truth for the purpose of inducing another person, or other entity, in reliance upon it to part with something of value or to surrender a legal right.

GAMBLING

To unlawfully bet or wager money or something else of value; assist, promote or operate a game of chance for money or some other state; possess or transmit wagering information; manufacture, sell, purchase, possess, or transport gambling equipment, devices, or goods; or tamper with the outcome of a sporting event or contest to gain a gambling advantage.

HUMAN TRAFFICKING

The inducement of a person to perform a commercial sex act, or labor, or services, through force, fraud or coercion. Human trafficking has also occurred if a person under 18 years of age has been induced, or enticed, regardless of force, fraud, or coercion, to perform a commercial sex act.

INTIMIDATION

To unlawfully place another person in reasonable fear of bodily harm through the use of threatening words and/or other conduct, but without displaying a weapon or subjecting the victim to actual physical attack.

JUVENILE

In Texas, a juvenile is a person under 17 years of age (i.e. 16 years and under). At the federal level, Juvenile is a person under 18 years of age (i.e. 17 years and under). Unless otherwise indicated, this publication follows the state definition for juvenile.

KIDNAPPING/ABDUCTION

The unlawful seizure, transportation, and/or detention of a person against his/her will, or of a minor without the consent of his/her custodial parent(s) or legal guardian.

LARCENY/THEFT

The unlawful taking, carrying, leading, or riding away of property from the possession or constructive possession of another.

MOTOR VEHICLE THEFT

The theft or attempted theft of a motor vehicle, which is defined as a self-propelled vehicle that runs on land surface and not on rails.

MURDER AND NON-NEGLIGENT MANSLAUGHTER

The willful (non-negligent) killing of one human being by another. This includes any death due to injuries received in a fight, argument, quarrel, assault, or commission of a crime. Suicides, accidental deaths, assaults not resulting in death, traffic fatalities, and attempted murders are not included.

NEGLIGENT MANSLAUGHTER

The killing of another person through negligence. This offense includes killings resulting from hunting accidents, gun cleaning, children playing with guns, and arrests associated with driving under the influence, distracted driving (using a cell/smartphone) and reckless driving traffic fatalities. It does not include deaths of persons due to their own negligence, accidental deaths not resulting from gross negligence, and accidental traffic fatalities.

NIBRS

National Incident Based Reporting System (NIBRS) is an incident based reporting system or methodology used by law enforcement agencies in the United States for collecting and reporting data on crimes to the Federal UCR Program. The FBI maintains the reporting guidelines.

PORNOGRAPHY/OBSCENE MATERIAL

The violation of laws or ordinances prohibiting the manufacture, publishing, sale, purchase, or possession of sexual explicit material (i.e. literature, photographs, etc.).

PROSTITUTION

Sex offenses of a commercialized nature; to promote sexual activities for anything of value; to solicit customers or transport persons for prostitution purposes; and/or to purchase or trade anything of value for commercial sex acts.

RACE

Race and ethnic origin are counted as two separate designations. The racial categories were adopted from the U.S. Department of Commerce and are as follows: White, Black, American Indian or Alaskan Native, Asian, Native Hawaiian, or Other Pacific Islander.

RAPE

Penetration, no matter how slight, of the vagina or anus with any body part or object, or oral penetration by a sex organ of another person, or by a sex-related object.

ROBBERY

The taking or attempting to take anything of value from the care, custody or control of a person or persons by force or threat of force or violence or by putting the victim in fear.

SIMPLE ASSAULT

An unlawful physical attack by one person upon another where neither the offender displays a weapon (other than personal weapon), nor the victim suffers obvious severe or aggravated bodily injury.

VANDALISM/DESTRUCTION/DAMAGE OF PROPERTY

Willful or malicious destruction, injury, disfigurement, or defacement of any public or private property without the consent of the owner or person having custody or control of it.

WEAPONS LAW VIOLATIONS

The violation of laws or ordinances or prohibiting the manufacture, sale, purchase, transportation, possession, concealment, or use of firearms, cutting instruments, explosives, incendiary devices, or other deadly weapons.

Appendix B: References

1. Texas Department of Public Safety – UCR Program. (June 2023). *Texas-Centric Technical Specifications and Error Codes*.
2. United States Department of Justice, Federal Bureau of Investigation – CJIS Division. (June 2023). *2023.0 National Incident-Based Reporting System User Manual*.
3. Federal Bureau of Investigation – CJIS Division. (February 2021). UCR Program Quarterly 21-1. <https://www.fbi.gov/file-repository/ucr/ucr-program-quarterly-february-2021.pdf/view>
4. Texas Department of Public Safety – UCR Program. (2022). *Crime in Texas 2022*.
5. United States Department of Justice, Federal Bureau of Investigation – CJIS Division. (July 2019). *A Guide to Understanding NIBRS*. <https://www.fbi.gov/file-repository/ucr/a-guide-to-understanding-nibrs.pdf/view>
6. U.S. Department of Justice – Federal Bureau of Investigation. (September 2018). *About the UCR Program*. <https://www.fbi.gov/file-repository/ucr/about-the-ucr-program.pdf/view>
7. Texas Department of Public Safety – Crime Records: Law Enforcement Support Division. 2015. *DPS Texas Incident-Based Reporting System (TIBRS) Training and Reference Manual*.
8. Texas Department of Public Safety – UCR Program. (2014). *Uniform Crime Reporting Handbook*.