

Monthly Report
July 2006

CITY OF McALLEN
McALLEN PUBLIC UTILITIES
McALLEN - HIDALGO-REYNOSA
INTERNATIONAL TOLL BRIDGE

CITY OF McALLEN

CITY OF McALLEN, TEXAS - RECONCILED BANK BALANCES
As Of July 31, 2006

FUNDS	POOL CASH	APR/ROI	TIME DEPOSITS	BLENDED APR/ROI	GROSS * INVESTMENTS	BLENDED APR/ROI	TEX POOL	BLENDED APR/ROI	TOTAL	BLENDED APR/ROI
GENERAL	204,782	5.24%	23,274,605	5.04%	38,805,091	3.12%	9,276	5.23%	62,293,755	3.85%
% of Total	0.33%		37.36%		62.29%		0.01%			
HOTEL OCCUPANCY	2,218	5.24%	-	-	-	-	52,312	5.23%	54,530	5.23%
% of Total	4.07%		-		-		95.93%			
DEVELOP. CORP. OF MCALLI	76,660	5.24%	6,809,521	5.18%	2,498,750	3.08%	1,695	5.23%	9,386,626	4.62%
% of Total	0.82%		72.54%		26.62%		0.02%			
DEV CORP DEBT SERVICE	5,433	5.24%	-	-	-	-	21,830	5.23%	27,263	5.23%
% of Total	19.93%		-		-		80.07%			
PARK LAND ZONE 1	7,533	5.24%	703,204	5.47%	99,570	3.75%	88,353	5.23%	898,660	5.25%
% of Total	0.84%		78.25%		11.08%		9.83%			
PARK LAND ZONE 2	24,006	5.24%	851,602	5.53%	99,570	3.75%	43,246	5.23%	1,018,424	5.34%
% of Total	2.36%		83.62%		9.78%		4.25%			
PARK LAND ZONE 3	36,520	5.24%	651,602	5.52%	99,570	3.75%	15,613	5.23%	803,305	5.28%
% of Total	4.55%		81.12%		12.40%		1.94%			
DOWNTOWN SERV PARKING	148,857	5.24%	-	-	-	-	-	-	148,857	5.24%
% of Total	100.00%		-		-		-			
CAPITAL PROJECTS	85,776	5.24%	8,660,480	5.08%	3,485,370	3.47%	4,325	5.23%	12,235,951	4.62%
% of Total	0.70%		70.78%		28.48%		0.04%			
DRAINAGE BONDS	3,828	5.24%	309,384	5.18%	-	-	72,975	5.23%	386,188	5.13%
% of Total	0.99%		80.11%		-		18.90%			
SANITATION	(61,344)		1,081,743	5.08%	-	-	2,086	5.23%	1,022,486	5.08%
% of Total	-6.00%		105.80%		-		0.20%			
SANITATION DEPRECIATION	135,575	5.24%	1,722,888	5.18%	594,550	3.52%	201,201	5.23%	2,654,214	4.81%
% of Total	5.11%		64.91%		22.40%		7.58%			
GOLF COURSE	64,139	5.24%	308,120	5.22%	-	-	91,662	5.23%	463,921	5.22%
% of Total	13.83%		66.42%		-		19.76%			
GOLF COURSE-DEPRCTN	5,099	5.24%	203,204	5.14%	-	-	44,794	5.23%	253,097	5.16%
% of Total	2.01%		80.29%		-		17.70%			
CIVIC CENTER	25,072	5.24%	409,453	5.13%	-	-	90,903	5.23%	525,429	5.15%
% of Total	4.77%		77.93%		-		17.30%			
CC- EXPANSION	282,489	5.24%	10,600,000	5.20%	-	-	1,480,609	5.23%	12,363,098	5.21%
% of Total	2.28%		85.74%		-		11.98%			
AIRPORT	64,237	5.24%	400,000	5.32%	-	-	368	5.23%	464,605	5.31%
% of Total	13.83%		86.09%		-		0.08%			
PFC AIRPORT	942	5.24%	2,077,861	4.96%	-	-	322,021	5.23%	2,400,824	5.00%
% of Total	0.04%		86.55%		-		13.41%			
AIRPORT CIP	(26,462)		-	-	-	-	-	-	(26,462)	
% of Total	100.00%		-		-		-			
TRANSIT SYSTEM	11,956	5.24%	-	-	-	-	204,218	5.23%	216,173	5.23%
% of Total	5.53%		-		-		94.47%			
MCALLEN EXPRESS	353,795	5.24%	-	-	-	-	-	-	353,795	5.24%
% of Total	100.00%		-		-		-			
GENERAL DEPRECIATION	(11,305)		2,498,553	5.09%	1,792,227	3.57%	4,955	5.23%	4,284,430	4.46%
% of Total	-0.26%		58.32%		41.83%		0.12%			
HEALTH INSURANCE	7,548	5.24%	2,307,250	4.93%	1,395,350	3.17%	79,223	5.23%	3,789,371	4.29%
% of Total	0.20%		60.89%		36.82%		2.09%			
GEN INS & WORKMEN'S	134,477	5.24%	5,329,478	5.09%	3,092,972	2.95%	255,052	5.23%	8,811,979	4.34%
% of Total	1.53%		60.48%		35.10%		2.89%			
DEVELOPER'S	186,729	5.24%	4,304,540	5.14%	1,496,013	3.22%	137,081	5.23%	6,124,363	4.68%
% of Total	3.05%		70.29%		24.43%		2.24%			
MISC. GRANTS	5,802	5.24%	-	-	-	-	-	-	5,802	5.24%
% of Total	100.00%		-		-		-			
CDBG	5		-	-	-	-	-	-	5	-
% of Total	100.00%		-		-		-			
FLEET/MAT MGMT	702,575	5.24%	-	-	-	-	-	-	702,575	5.24%
% of Total	100.00%		-		-		-			
NEIGHBORHOOD ASSOC.	12,146	5.24%	-	-	-	-	-	-	12,146	5.24%
% of Total	100.00%		-		-		-			
PAYROLL	629,693	5.24%	-	-	-	-	-	-	629,693	5.24%
% of Total	100.00%		-		-		-			
FIREMEN'S PENSION (1)	115,690	5.24%	-	-	-	-	-	-	115,690	5.24%
% of Total	100.00%		-		-		-			
(2)	3,234,471	5.24%	72,503,490	4.62%	53,459,033	3.15%	3,223,798	5.23%	132,420,792	4.06%
% of Total	2.44%		54.75%		40.37%		2.43%			
TOTAL - WATER	207,732	5.24%	14,246,619	5.11%	7,382,065	3.17%	442,591	5.23%	22,279,007	
TOTAL - SEWER	415,893	5.24%	13,333,673	5.17%	6,082,646	3.29%	572,785	5.23%	20,404,997	
TOTAL - BRIDGE	510,326	5.24%	9,699,303	5.12%	2,289,375	2.63%	1,676,956	5.23%	14,175,960	
GRAND TOTAL	4,368,423	5.24%	109,783,085	4.80%	69,213,119	3.15%	5,916,129	5.23%	189,280,756	4.22%
% of Total	2.31%		58.00%		36.57%		3.13%		100.00%	
Percentage Invested			(4)						100.00%	

* Does not include market value adjustment

(1) Excludes \$582,352 in Manager Trust Cash

(2) Both Demand and Time Deposits are covered by Depository Agreement Collateralization.

(3) Texpool Investments includes earned/accrued interest.

(4) Does not include Accrued Interest in the C.D. Investments in the amount of \$2,546,368.

CITY OF McALLEN
BUDGET VS. ACTUAL EXPENDITURES
FOR THE MONTH AND Y.T.D. ENDING JULY 31, 2006

FUNDS	ADJUSTED BUDGET	MONTHLY EXPENSE	Y.T.D. EXPENSE	% TO DATE EXPENSE
GENERAL	\$ 93,036,111	\$ 6,397,410	74,870,250	80.47%
HOTEL OCCUPANCY	3,341,565	259,797	2,741,153	82.03%
DEV. CORP. OF McALLEN	16,234,273	650,862	5,958,225	36.70%
DEV. CORP. DEBT SVC.	40,763	-	33,163	81.36%
PARK LAND ZONE #1	450,000	-	-	0.00%
PARK LAND ZONE #2	993,000	-	6,104	0.61%
PARK LAND ZONE #3	465,000	935	211,996	45.59%
CDBG	2,736,954	281,685	1,374,891	50.23%
MISC. GOV. GRANTS	-	36,981	1,058,327	n/a
CJD GRANT	-	-	787,710	n/a
DOWNTOWN SERV PARKING FD	260,180	35,800	131,948	n/a
CAPITAL IMPROVEMENTS	39,135,053	1,378,652	15,535,333	39.70%
SANITATION	13,425,789	925,739	10,614,165	79.06%
SANITATION DEPRECIATION	1,976,482	25,976	189,396	9.58%
PVGC	1,314,399	108,814	1,142,382	86.91%
PVGC DEPRECIATION FUND	28,000	-	27,464	n/a
CIVIC CENTER	1,477,157	186,519	1,131,578	76.61%
CC-EXPANSION	24,427,953	3,960,669	25,793,026	105.59%
AIRPORT	3,734,076	453,424	4,849,643	129.88%
PFC AIRPORT	830,000	8,227	536,819	64.68%
AIRPORT CIP	3,421,247	-	1,955,580	57.16%
McALLEN EXPRESS TRANSIT	2,953,487	83,244	852,312	28.86%
TRANSIT SYSTEM	1,389,313	57,257	596,376	42.93%
TOLL BRIDGE	12,917,598	1,123,191	11,874,558	91.93%
BRIDGE DEBT SVC.	283,553	5,736	271,845	95.87%
BRIDGE REVENUE BOND	-	17,725	81,237	n/a
ANZALDUA'S BRIDGE	62,073	10,832	84,067	135.43%
FLEET/MAT. MGMT.	2,420,000	196,777	2,306,394	95.31%
GENERAL DEPRECIATION	4,194,717	(240,916)	1,781,924	42.48%
HEALTH INSURANCE	6,382,396	568,238	6,187,779	96.95%
GEN INS. & WORKSMEN COMP.	4,338,873	311,323	2,583,349	59.54%
FIREMEN'S PENSION	-	123,965	1,235,338	n/a
DEVELOPER'S ESCROW	1,638,949	315,158	598,856	36.54%
CITY'S SUB-TOTAL	243,908,961	17,284,020	177,403,188	72.73%
WATER	12,667,210	1,276,549	12,442,305	98.22%
WATER DEPRECIATION	696,450	32,618	509,031	73.09%
WATER DEBT SERVICE	1,961,657	98,829	1,757,439	89.59%
WATER CAPITAL IMPROVEMENT	3,137,194	281,432	1,489,535	47.48%
WATER REV. BOND 1999, 2000 & 2004	-	-	-	n/a
SEWER	10,205,200	865,530	9,788,487	95.92%
SEWER DEPRECIATION	2,966,315	34,386	1,634,197	55.09%
SEWER DEBT SERVICE	2,097,476	77,652	1,934,206	92.22%
SEWER CAPITAL IMPROVEMENT	2,809,589	776	1,309,261	46.60%
SEWER REV BOND 1999, 2000 & 2004	7,780,825	343,023	4,664,149	59.94%
MPU'S SUB-TOTAL	44,321,916	3,010,795	35,528,610	80.16%
GRAND TOTAL	\$ 288,230,877	\$ 20,294,813	\$ 212,931,798	73.88%

CITY OF MCALEN GRANT ADMINISTRATION OFFICE

GRANT STATUS REPORT
JULY 2006

IMPLEMENTING DEPARTMENT	FUNDING AGENCY	GRANT TITLE I.D.#	START DATE	END DATE	GRANT AMOUNT	LOCAL MATCH	EXPENDITURES TO DATE	BALANCE	SUMMARY OF ACTIVITY
AIRPORT	FAA	AIP Project 32: 3-48-0144-032-04	09/01/04	09/01/05	\$ 2,174,827.00	\$ 114,465.00	\$ 1,192,539.69	\$ 1,096,752.31	Closeout process is pending.
	FAA	AIP Project 33: 3-48-0144-033-04	09/01/04	09/01/05	\$ 1,075,285.00	\$ 73,684.00	\$ 1,108,664.40	\$ 40,304.60	Closeout process is pending.
BUS TERMINAL	DHS	BUSES: HSTS04-04-GBU612	10/01/04	02/18/06	\$ 36,850.00	\$ -	\$ 36,850.00	\$ -	Closeout process is pending.
	FTA	Transit Grant TX-90-X683-00	01/01/05	PENDING	\$ 1,743,016.00	\$ 435,754.00	\$ 164,215.39	\$ 2,014,554.61	No activity submitted for the month of July.
ENGINEERING	TxDOT	Safe Routes to School: 0221019	09/01/03	07/31/05	\$ 111,440.00	\$ 116,200.00	\$ 139,463.86	\$ 88,176.14	Awaiting approval of environmental investigation comments by TxDOT.
	TxDOT	2001 Statewide Transportation Enhancement Program: CSJ-0921-02-904	09/08/03	PENDING	\$ 1,000,000.00	\$ 250,000.00	\$ 250,000.00	\$ 1,000,000.00	Awaiting closeout by TxDOT.
FIRE	Comptroller	Law Enforcement Officer Standards & Education LEOSE-06	02/24/06	02/23/07	\$ 893.78	\$ -	\$ -	\$ 893.78	No activity as of July 2006.
	Prudential	Prudential CARES Volunteer Grant CARES-06	06/12/06	06/11/07	\$ 250.00	\$ -	\$ -	\$ 250.00	No activity as of July 2006.
	DHS	US Dept. of Homeland Security EMW-2005-FP03488	03/10/06	03/09/07	\$ 20,244.00	\$ -	\$ -	\$ 20,244.00	An itemized cost for the purchase of the "Remembering When" Older Adult program was submitted to the McAllen Fire Department Purchase and Procurement Office so a purchase order for the amount of \$5,383.25 could be requested. The material will be purchased from the National Fire Protection Association (NFPA) as a single source item. A tentative date to present the Remembering When workshop has been scheduled. Also, contact was made with Michelle Tijerina, Business Development Coordinator for South Texas Health System in Edinburg, Texas to discuss if they wanted to sponsor a meal or door prizes for the day of the training. No action at this time regarding the hearing impaired video, waiting for the start of the school year to start the project.
GRANTS	GDEM	2004 State Homeland Security Grant Program: 2004-SHSP-45384	12/01/04	03/31/06	\$ 399,451.00	\$ -	\$ 399,451.00	\$ -	All equipment has been received and inventoried. All invoices have been submitted for reimbursement. The grant is now going through a 90-day close-out process.
	GDEM	2005 Homeland Security Grant Program: 2005-HSGP-45384	10/11/05	12/30/06	\$ 393,616.00	\$ -	\$ -	\$ 393,616.00	Equipment requests are currently being developed and will be submitted to the Lower Rio Grande Valley Development Council and the Governor's Division of Emergency Management (GDEM) for review and approval. Upon approval, all equipment items will be ordered and invoices will be submitted to the GDEM for reimbursement. The purchasing process is expected to begin in August.
	GDEM	2005 Law Enforcement Terrorism Prevention Program:2005-LETPP-45384	10/11/05	12/30/06	\$ 122,065.00	\$ -	\$ -	\$ 122,065.00	The Police Department is currently generating equipment lists of items to be purchased with grant funds. Once the list is completed and approved by the Governor's Division of Emergency Management and the Lower Rio Grande Valley Development Council, procurement will commence.
LEGAL	EMPG	2006 Emergency Management Performance Grant 06TX-EMPG-079	10/1/2005	09/30/06	\$ 23,732.00	\$ 23,732.00	\$ 35,598.00	\$ 11,866.00	Two staff members attended a Basic Emergency Management Workshop in Austin. The 3rd Quarterly Report was submitted to the Governor's Division of Emergency Management on July 15th, 2006. The Emergency Management staff continued to work on several updates of the operational annexes for our jurisdiction.
LIBRARY	TSLAC	Loan Star Grant: 442-06316	09/01/05	08/31/06	\$ 21,242.00	\$ -	\$ 1,242.00	\$ 20,000.00	Request for a Purchase Order was submitted July 12, 2006. Purchase order and closing out of this grant will occur in August.
	GATES	PAC-HUG 434-07182	06/28/06	12/31/08	\$ 36,250.00	\$ -	\$ -	\$ 36,250.00	No activity to report at this time.
	GATES	Staying Connected 431-05050	03/01/05	09/01/00	\$ 15,104.00	\$ 7,552.00	\$ 22,656.00	\$ -	Last item for this grant is the Narrative Report, which is written after the new machines are fully installed. The Library has requested assistance from IT to help in this matter. The delay is due to trying to get the adequate permissions set up and certain CD software to run from a central server.
POLICE	ATPA / Brownsville	So. Tx. Auto Theft Enforcement Task Force: SA-T01-10041-05	09/01/05	08/31/06	\$ 350,000.00	\$ 135,687.00	\$ 416,266.65	\$ 69,420.35	Out of 40 stolen vehicles 23 were recovered, with 15 charges: Nine felonies and 6 misdemeanors with 8 adult males, 2 adult females, and 1 male juvenile arrested. The total recovered vehicles were 23, valued at \$289,800.00.
	OAG	Victim Coordinator and Liaison Grant: 06-01374	09/01/05	08/31/06	\$ 39,000.00	\$ 1,613.00	\$ 34,750.00	\$ 5,863.00	The Crime Victim's Liaison (CVL) met with billing staff from three local hospitals to conduct training of the Crime Victims Compensation (CVC) program benefits and to answer any questions. Attendees were surveyed where they indicated the training was very beneficial to them. The CVL attended a health fair sponsored by Valley Association of Independent Living (VAIL) where over 150 pieces of CVC literature were distributed to about 100 people with disabilities and their families. The CVL also attended an In-House Instructors Meeting at the McAllen Police Training Academy in preparation for teaching the newcoming police cadets on the CVC program. Services were provided to 146 victims. Victims received home visits, follow-up phone calls, letters of referrals and information necessary to continue their CVC claim. The breakdown of victims is as follows: New=17, Referrals=56, On-Going=73.
	TxDOT	Comprehensive Grant, FY 2006, S.T.E.P.: 586XXF6041	10/01/05	09/30/06	\$ 53,518.00	\$ 6,057.00	\$ 51,309.44	\$ 8,265.56	Officers used \$2,615.55 on overtime. The following is the activity for the month: Seatbelt---57, Child restraint---14, Red light citations---61, Speeding---00, Other citations-29, D.W.I. arrests---4, Other arrests---2.
	TxDOT	S.T.E.P. Click It or Ticket 586XXF5168	05/01/06	06/30/06	\$ 15,985.00	\$ -	\$ 7,724.85	\$ 8,260.15	Closeout process is pending.
	Comptroller	Tobacco Compliance Grant TOBACCO 05-06	09/01/05	08/31/06	\$ 5,000.00	\$ -	\$ 4,293.19	\$ 706.81	A referral was received from the Comptroller's Office for a compliance inspection at Hookah Lounge, 905 W. Dove. The inspection was conducted and found them to be in compliance with state tobacco laws.
	GDEM	Buffer Zone Protection Program 2005-GR-T5-0103	03/22/06	03/21/07	\$ 49,502.20	\$ -	\$ -	\$ 49,502.20	The Vulnerability Reduction Purchasing Plan has been approved by the Division of Emergency Management. Beginning purchasing process.
	DOJ	Justice Assistance Grant 2006-DJ-BX-0101	04/26/06	09/30/09	\$ 34,698.00	\$ 51,702.00	\$ -	\$ 86,400.00	The City's second Sky Watch has been ordered, and should be received in August.
PUBLIC UTILITIES	USBOR/DOI	Water 2025 Challenge Grant 05FC602018	08/25/05	08/01/07	\$ 186,168.00	\$ 316,316.00	\$ 173,767.75	\$ 328,716.25	A total of 199 meters were changed; 184-3/4" meters, 2-1" meters, 2-1 1/2" meters and 11-2" meters. In addition, the leak detection survey was initiated. Work performed for this project for this period only involved data collecting.
PUBLIC WORKS	LRGVDC/TCEQ	Regional Solid Waste Grant (Wood Chipper) 06-21-G13	02/01/06	12/31/06	\$ 25,000.00	\$ -	\$ -	\$ 25,000.00	A grant extension was requested by the Recycling Division and approved by the LRGVDC.
	LRGVDC/TCEQ	Regional Solid Waste Grant (Steel Building) 06-21-G14	02/01/06	12/31/06	\$ 25,000.00	\$ -	\$ -	\$ 25,000.00	A grant extension was requested by the Recycling Division and approved by the LRGVDC.
IMPLEMENTING DEPARTMENTS		NO. ACTIVE GRANTS		GRANT AMOUNT	LOCAL MATCH	EXPENDITURES TO DATE	CURRENT BALANCE		
10		24		\$ 7,958,136.98	\$ 1,532,762.00	\$ 4,038,792.22	\$ 5,452,106.76		

City of McAllen

Human Resources Department MONTHLY TURN OVER REPORT

July 1, 2006

Departmental Percent

Department Name	Head Count	# of Terminated Employees	Turn Over %
Admin. & General	8	0	0%
Airport	24	1	4%
Animal Control	4	0	0%
Audit	2	0	0%
Brush Collection	30	0	0%
Building Maintenance	10	0	0%
C.D.B.G.	0	0	0%
City Hall	3	0	0%
City Manager	11	0	0%
City Secretary	12	0	0%
Civic Center	20	1	5%
Inspections	20	1	5%
Commercial Box	23	0	0%
Composting Facility	7	0	0%
Heart of the City	13	1	0%
Drainage	16	0	0%
Engineering	33	0	0%
Facilities Administration	7	0	0%
Finance	16	0	0%
Fire	152	2	1%
General Insurance/Risk Mgmt	4	0	0%
Golf Course	12	0	0%
Golf Pro Shop	5	0	0%
Golf/Golf Carts	6	0	0%
Graffiti	3	0	0%
Grants	4	0	0%
Health Administration	3	0	0%
Health Dept.	13	0	0%
Human Resources	9	0	0%
International Bridge Operations	41	1	2%
International Bridge Admin.	5	0	0%
Legal	10	0	0%
Library	83	2	2%
Information Technology	16	0	0%
Material Management	4	0	0%
McAllen Affordable Housing Inc.	1	0	0%
McAllen Express	17	2	12%
MCN	6	0	0%
Meter Readers	14	0	0%
Mail Center	2	0	0%
Municipal Court	29	0	0%
Parks	72	3	4%
Parks Administration	9	0	4%
Planning	18	1	6%
Police	387	5	1%
Pools	92	0	0%
Quinta Mazatlan	4	0	0%
Purchasing & Contracting	6	0	0%
Rec. Center South	6	0	0%
Rec.Center North	8	0	0%
Recreation	156	0	0%
Recycle	25	1	4%
Residential	28	0	0%
Right of Way	2	0	0%
Senior Citizen	6	0	0%
Service Center	18	0	0%
Sewage Collection	19	0	0%
Sewer Administration	6	1	17%
Sewer Lab	5	0	0%
Sewer Plant	39	0	0%
Sidewalk Construction	10	0	0%
Street & Maintenance	36	1	3%
Street Cleaning	4	0	0%
Tax Office	5	0	0%
Traffic Signs & Signals	24	0	0%
Transit	12	0	0%
Customer Relations	16	0	0%
Utility Billing	8	0	0%
Water Lab	5	0	0%
Water Line Trans & Dist.	35	0	0%
Water Plant	30	0	0%
Communications Technology	3	0	0%
Total	1792	23	0

PROJECT UNDER CONSTRUCTION

ALL FUNDS EXCEPT UTILITIES

JULY 2006 STATUS REPORT

FILE NO.	PROJECT	ARCHITECT/ ENGINEER	CONTRACTOR	CONTRACT AMOUNT	AMOUNT PAID	STARTING DATE	ESTIMATED COMPLETION	PERCENT COMPLETE	COMMENTS	PROJECT ID #
21019	BALBOA ACRES OUTFALL DRAINAGE IMPROVEMENTS	MELDEN & HUNT	N/A	N/A	\$0.00	N/A	N/A	0%	Final plans have been submitted for review. To re-bid on Oct. '06	
21054	BENTSEN ROAD PAVING, DRAINAGE AND WATERLINE IMPROVEMENTS EXP. 83 TO PECAN BLVD.	PEREZ ENG.	RAMOS	\$5,810,099.00	\$802,988.35	03/06	04/07	13%	Under Construction	01-06-C04-94
41002	McALLEN CIVIC CENTER EARTHWORK & DRAINAGE IMPROVEMENTS (INCLUDES JACKSON & MCAULIFF RDF)	HALFF ASSOCIATES	RAMOS INDUSTRIES, INC	\$4,970,091.22	\$4,735,653.35	03/06	07/06	99%	Final reconciliation of quantities presented to City Commissioners	ID#IR0509
51016	2005 VARIOUS PAVING & DRAINAGE IMPROVEMENTS (INCLUDES 2ND & QUAMASIA)	COM	T.R.C UTILITIES	\$358,274.50	\$321,725.75	06/05	04/06 07/06	100%	COMPLETED	05-05-C21-76
51006	4TH & 8TH DRAINAGE IMPROVEMENTS	COM	RAMOS INDUSTRIES	\$930,177.00	\$888,668.15	06/05	07/06	99%	Punchlist Items being reviewed	
51022	SINGLE MACHINE REPAVING 2005-2006	COM	CUTLER REPAVING	\$2,399,108.50	\$2,144,256.84	12/05	06/06	100%	COMPLETED	11-05-C02-55
61001	2006 STORM SEWER DRAINAGE IMP. PROJECT ESCANDON PARK	COM	TRC UTILITIES THE 5125 CO.	\$645,125.90 \$9,087.50	\$146,459.97 \$9,087.50	04/06	08/06	22% 100%	UNDER CONSTRUCTION FINAL	B-04/05-MC-48-0506
61002	2006 FENCING IMPROVEMENTS AT VARIOUS LOCATIONS	COM	EXCELLENT FENCE	\$90,988.96	\$59,171.06	N/A	N/A	80%	UNDER CONSTRUCTION	B-05-MC-48-0506
61004	2006 TYPE "D" HOT MIX ASPHALTIC CONCRETE OVERLAY	COM	FRONTERA MATERIALS	\$294,807.60	\$254,006.93	05/06	06/06	100%	COMPLETED	
61007	ACCELERATION/DECELERATION LANE IMP. N. EXPRESSWAY 83 & WARE RD.	COM	CRIS EQUIPMENT	\$348,683.73	\$0.00	07/06	12/06	0%	UNDER CONSTRUCTION	03-06-C13-57
TOTAL				\$15,856,443.91	\$9,362,017.90					

Submitted by: Bertha Villa

Approved by: Carlos A. Sanchez, P.E. Deputy City Engineer

Date: _____

Date E-mailed to City Manager's Office: _____

**PROJECT UNDER DESIGN AND STUDY
PLANS, SPECIFICATIONS AND ESTIMATE**

JULY, 2006 STATUS REPORT

(ALL FUNDS EXCEPT UTILITIES)

FILE NO.	PROJECT	ARCHITECT/ ENGINEER	ARQUITECT/ ENGINEERING AMOUNT	CONSTRUCTION ESTIMATE	ESTIMATE STARTING DATE	ESTIMATED COMPLETION DATE	PERCENT COMPLETE	COMMENTS
21004	BENTSEN ROAD IMPROVEMENTS PECAN BLVD. TO MILE 3	PEREZ CONSULTING FREESE & NICHOLS	\$218,600.00	\$5,000,000.00	05/99	08/06	85%	COORDINATING IRRIGATION
21017	BICENTENNIAL EXTENSION Nolana-Trenton	S & B INFR.	\$576,060.70	\$5,523,239.00	11/02	12/06	90%	RE-EVALUATING DESIGN AS IT RELATES TO RAILROAD ALIGNMENT
21045	NOLANA ROAD EXTENSION BENTSEN ROAD TO TAYLOR	PEREZ CONSULTING FREESE & NICHOLS	\$81,135.00	\$780,000.00	05/03	N/A	100%	PROGRAMMED FOR FY 06-07
21050	BICENTENNIAL BLVD. DRAINAGE DITCH STUDY	S & B INFR.	\$58,805.93	\$940,000.00	09/02	08/06	95%	ADDING N.E. BLUELINE RDF TO
31043	ASH AVENUE PAVING & DRAINAGE IMPROVEMENTS - 26TH STREET TO WARE RD.	R. GUTIERREZ ENGINEERING	\$50,520.00	\$792,922.22	09/03	N/A	100%	DESIGN COMPLETE
31049	10th STREET EXPANSION PROJECT HOUSTON AVE TO PECAN BLVD.	DANNENBAUM ENG.	\$815,245.18	\$5,400,000.00	N/A	N/A	0%	EXECUTION OF CONTRACT PLACED ON HOLD
41006	BICENTENNIAL (MORRIS) REGIONAL DETENTION FACILITY AND EXTENSION OF AUBURN STREET	S&B INFRASTRUCTURE	\$166,974.00	\$3,027,000.00	05/05	08/06	90%	UNDER DESIGN
41023	BALBOA PUMP STATION II	COM	N/A	\$50,000.00	04/06	08/06	90%	UNDER DESIGN
51008	BAYLOR ST.(WISCONSIN) 2nd ST. TO EAST CITY LIMITS	COM	N/A	\$495,000.00	10/04	08/06	90%	COORDINATING UTILITY RELOCATES
41002	ERIE AVENUE UNDER CONVENTION CENTER CONTRACT	HALFF ASSOCIATES	\$14,860.00 \$319,030.00	\$247,666.67	02/06	07/06	99%	WILL SOLICIT BIDS ON ON AUGUST 2006

Fire

Fire Department - Monthly Report A

Alarm Date Between {07/01/2006} And {07/31/2006}
and Station In "1 " ,"2 " ,"3 " ,"4 " ,"5 " ,"6
"

Station #	Jan	Feb	Mar	Apr	May	Jun	Jul	Aug	Sep	Oct	Nov	Dec	Total	Percent
1	0	0	0	0	0	0	61	0	0	0	0	0	61	19.30%
2	0	0	0	0	0	0	64	0	0	0	0	0	64	20.25%
3	0	0	0	0	0	0	57	0	0	0	0	0	57	18.04%
4	0	0	0	0	0	0	24	0	0	0	0	0	24	7.59%
5	0	0	0	0	0	0	78	0	0	0	0	0	78	24.68%
6	0	0	0	0	0	0	32	0	0	0	0	0	32	10.13%

Total Runs by Month					
Jan 0	Feb 0	Mar 0	Apr 0	May 0	Jun 0
Jul 316	Aug 0	Sep 0	Oct 0	Nov 0	Dec 0

Grand Total Runs: 316

Fire

Fire Department - Monthly Report B

Alarm Date Between {07/01/2006} And
 {07/31/2006} and Station In "1 " ,"2 " ,"3
 " ,"4 " ,"5 " ,"6 "

Incident Type	Count	Pct of Incidents	Total Est Loss	Pct of Losses
1 Fire				
100 Fire, Other	1	0.32 %	\$200	% 0.05
111 Building fire	3	0.95 %	\$308,000	%86.51
112 Fires in structure other than in a building	1	0.32 %	\$900	% 0.25
113 Cooking fire, confined to container	1	0.32 %	\$0	% 0.00
130 Mobile property (vehicle) fire, Other	3	0.95 %	\$15,000	% 4.21
131 Passenger vehicle fire	8	2.53 %	\$26,400	% 7.41
132 Road freight or transport vehicle fire	1	0.32 %	\$100	% 0.02
140 Natural vegetation fire, Other	3	0.95 %	\$0	% 0.00
142 Brush or brush-and-grass mixture fire	1	0.32 %	\$0	% 0.00
150 Outside rubbish fire, Other	2	0.63 %	\$0	% 0.00
151 Outside rubbish, trash or waste fire	2	0.63 %	\$0	% 0.00
154 Dumpster or other outside trash receptacle fire	6	1.90 %	\$400	% 0.11
	32	10.13%	\$351,000	% 98.59
2 Overpressure Rupture, Explosion, Overheat -no fire				
223 Air or gas rupture of pressure or process vessel	1	0.32 %	\$0	% 0.00
	1	0.32%	\$0	% 0.00
3 Rescue & Emergency Medical Service Incidents				
300 Rescue, EMS incident, other	4	1.27 %	\$0	% 0.00
311 Medical assist, assist EMS crew	32	10.13 %	\$0	% 0.00
322 Motor vehicle accident with injuries	33	10.44 %	\$5,000	% 1.40
323 Motor vehicle/pedestrian accident (MV Ped)	6	1.90 %	\$0	% 0.00
324 Motor Vehicle Accident with no injuries	36	11.39 %	\$0	% 0.00
352 Extrication of victim(s) from vehicle	3	0.95 %	\$0	% 0.00
353 Removal of victim(s) from stalled elevator	1	0.32 %	\$0	% 0.00
	115	36.39%	\$5,000	% 1.40
4 Hazardous Conditions (No fire)				
410 Combustible/flammable gas/liquid condition, other	1	0.32 %	\$0	% 0.00
411 Gasoline or other flammable liquid spill	1	0.32 %	\$0	% 0.00
412 Gas leak (natural gas or LPG)	6	1.90 %	\$0	% 0.00
413 Oil or other combustible liquid spill	4	1.27 %	\$0	% 0.00
422 Chemical spill or leak	2	0.63 %	\$0	% 0.00
440 Electrical wiring/equipment problem, Other	6	1.90 %	\$0	% 0.00
441 Heat from short circuit (wiring), defective/worn	1	0.32 %	\$0	% 0.00
442 Overheated motor	1	0.32 %	\$0	% 0.00
444 Power line down	7	2.22	\$0	0.00

Fire

Fire Department - Monthly Report B

Alarm Date Between {07/01/2006} And
 {07/31/2006} and Station In "1 " ,"2 " ,"3
 " ,"4 " ,"5 " ,"6 "

Incident Type	Count	Pct of Incidents	Total Est Loss	Pct of Losses
4 Hazardous Conditions (No fire)				
445 Arcing, shorted electrical equipment	14	4.43 %	\$0	% 0.00
460 Accident, potential accident, Other	1	0.32 %	\$0	% 0.00
480 Attempted burning, illegal action, Other	1	0.32 %	\$0	% 0.00
	45	14.24%	\$0	% 0.00
5 Service Call				
500 Service Call, other	5	1.58 %	\$0	% 0.00
510 Person in distress, Other	3	0.95 %	\$0	% 0.00
520 Water problem, Other	1	0.32 %	\$0	% 0.00
522 Water or steam leak	1	0.32 %	\$0	% 0.00
531 Smoke or odor removal	3	0.95 %	\$0	% 0.00
540 Animal problem, Other	2	0.63 %	\$0	% 0.00
542 Animal rescue	1	0.32 %	\$0	% 0.00
550 Public service assistance, Other	1	0.32 %	\$0	% 0.00
551 Assist police or other governmental agency	4	1.27 %	\$0	% 0.00
561 Unauthorized burning	1	0.32 %	\$0	% 0.00
571 Cover assignment, standby, moveup	1	0.32 %	\$0	% 0.00
	23	7.28%	\$0	% 0.00
6 Good Intent Call				
600 Good intent call, Other	4	1.27 %	\$0	% 0.00
622 No Incident found on arrival at dispatch address	5	1.58 %	\$0	% 0.00
650 Steam, Other gas mistaken for smoke, Other	1	0.32 %	\$0	% 0.00
651 Smoke scare, odor of smoke	5	1.58 %	\$0	% 0.00
652 Steam, vapor, fog or dust thought to be smoke	5	1.58 %	\$0	% 0.00
653 Smoke from barbecue, tar kettle	1	0.32 %	\$0	% 0.00
661 EMS call, party transported by non-fire agency	1	0.32 %	\$0	% 0.00
671 HazMat release investigation w/no HazMat	1	0.32 %	\$0	% 0.00
	23	7.28%	\$0	% 0.00
7 False Alarm & False Call				
700 False alarm or false call, Other	15	4.75 %	\$0	% 0.00
710 Malicious, mischievous false call, Other	2	0.63 %	\$0	% 0.00
715 Local alarm system, malicious false alarm	1	0.32 %	\$0	% 0.00
721 Bomb scare - no bomb	3	0.95 %	\$0	% 0.00
730 System malfunction, Other	9	2.85 %	\$0	% 0.00
733 Smoke detector activation due to malfunction	3	0.95 %	\$0	% 0.00
735 Alarm system sounded due to malfunction	9	2.85	\$0	0.00

Fire

Fire Department - Monthly Report B

Alarm Date Between {07/01/2006} And
 {07/31/2006} and Station In "1 " ,"2 " ,"3
 " ,"4 " ,"5 " ,"6 "

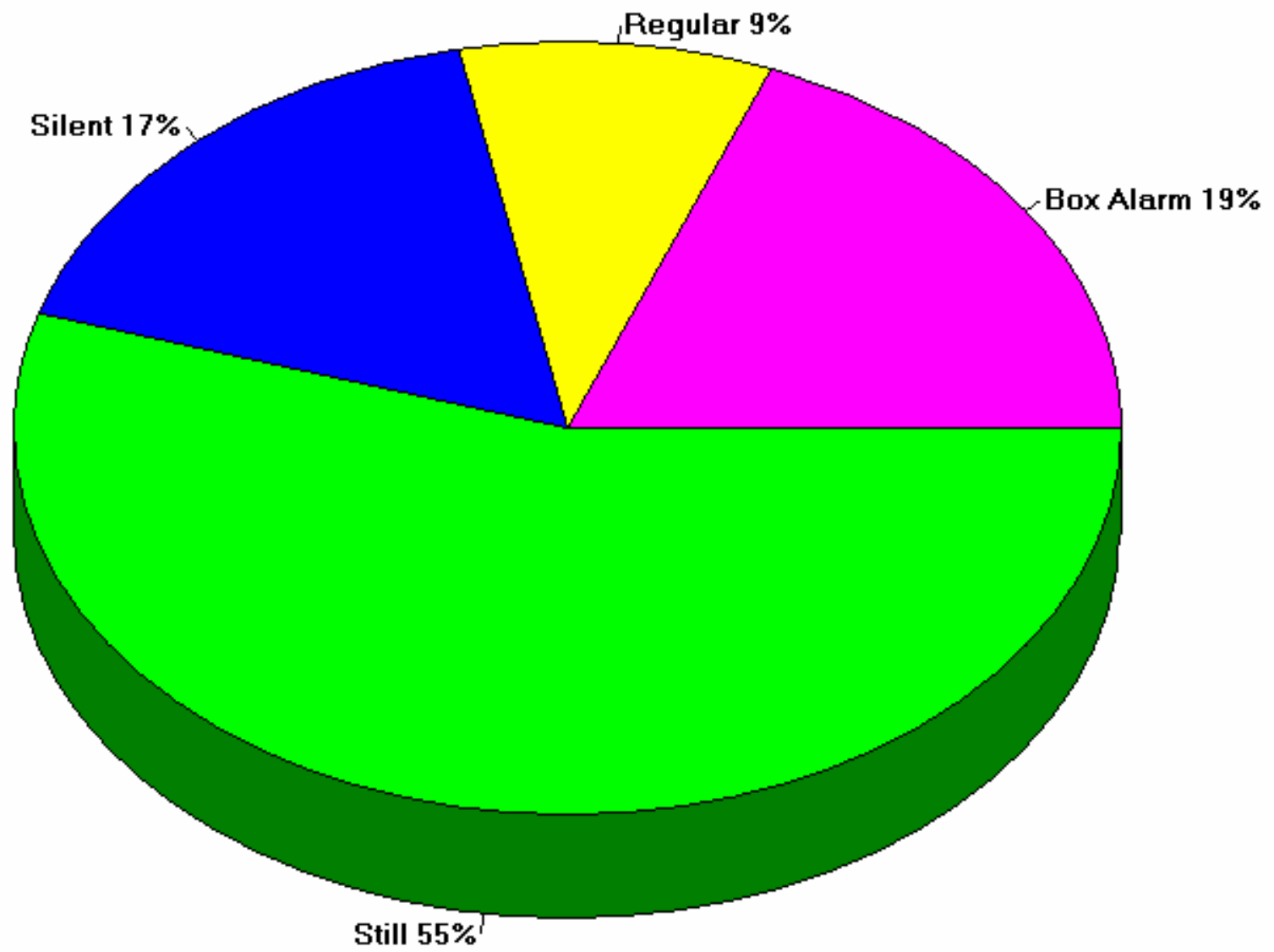
Incident Type	Count	Pct of Incidents	Total Est Loss	Pct of Losses
7 False Alarm & False Call				
740 Unintentional transmission of alarm, Other	5	1.58 %	\$0	% 0.00
741 Sprinkler activation, no fire - unintentional	1	0.32 %	\$0	% 0.00
742 Extinguishing system activation	1	0.32 %	\$0	% 0.00
743 Smoke detector activation, no fire - unintentional	5	2.53 %	\$0	% 0.00
744 Detector activation, no fire - unintentional	4	1.27 %	\$0	% 0.00
745 Alarm system activation, no fire - unintentional	12	3.80 %	\$0	% 0.00
	<u>73</u>	<u>23.10 %</u>	<u>\$0</u>	<u>% 0.00</u>
9 Special incident type				
911 Citizen complaint	4	1.27 %	\$0	% 0.00
	<u>4</u>	<u>1.27 %</u>	<u>\$0</u>	<u>% 0.00</u>

Total Incident Count: 316

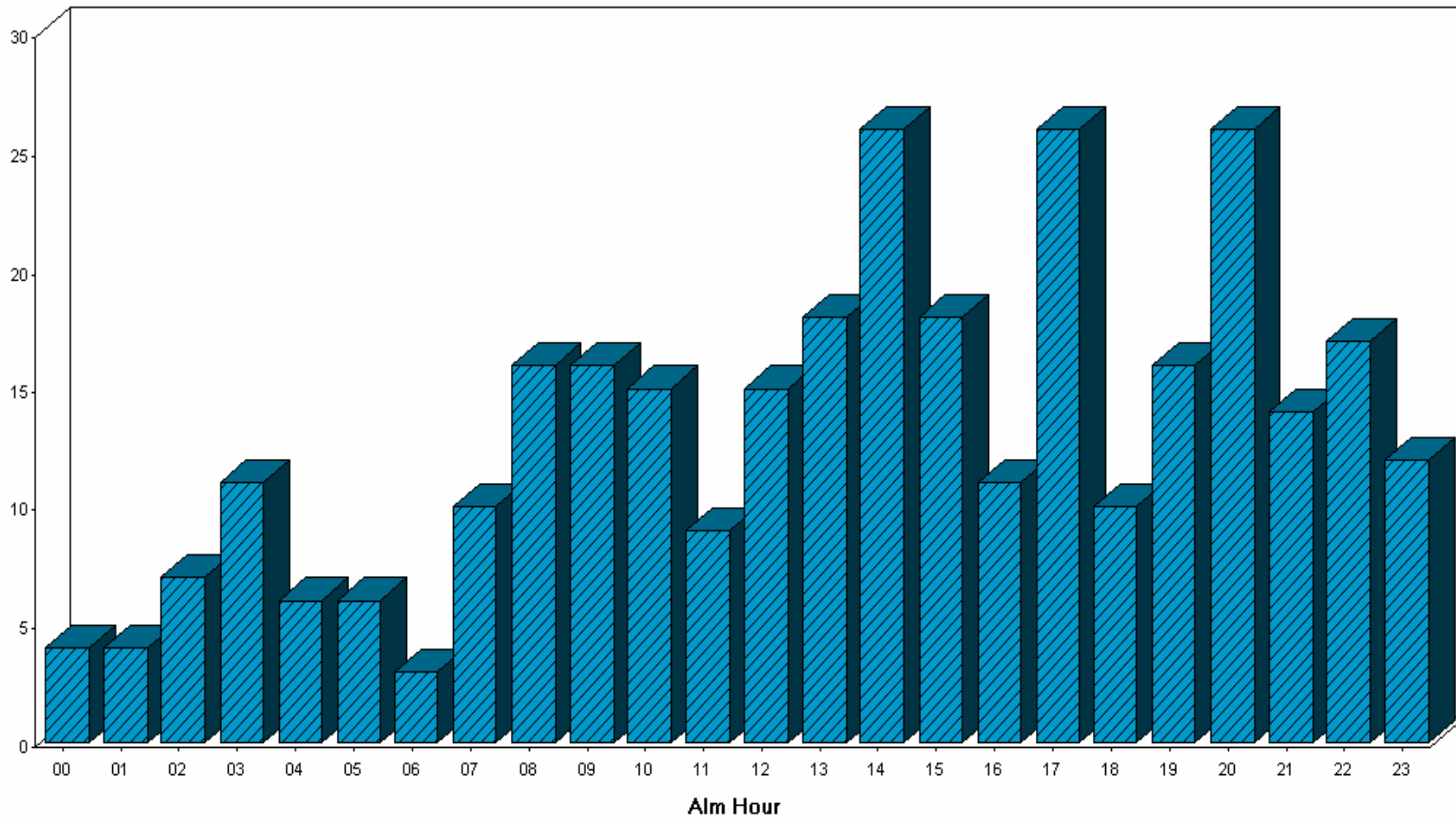
Total Est Loss: \$356,000

Type of Alarm Summary Graph

Alarm Date Between {07/01/2006} And {07/31/2006} and Station In "1 "2 "3 "4 "5 "6 "



Count of Incidents by Alarm Hour
Alarm Date Between {07/01/2006} And {07/31/2006} and Station In '1 '2 '3 '4 '5 '6 '





McAllen Police Department

July 2006

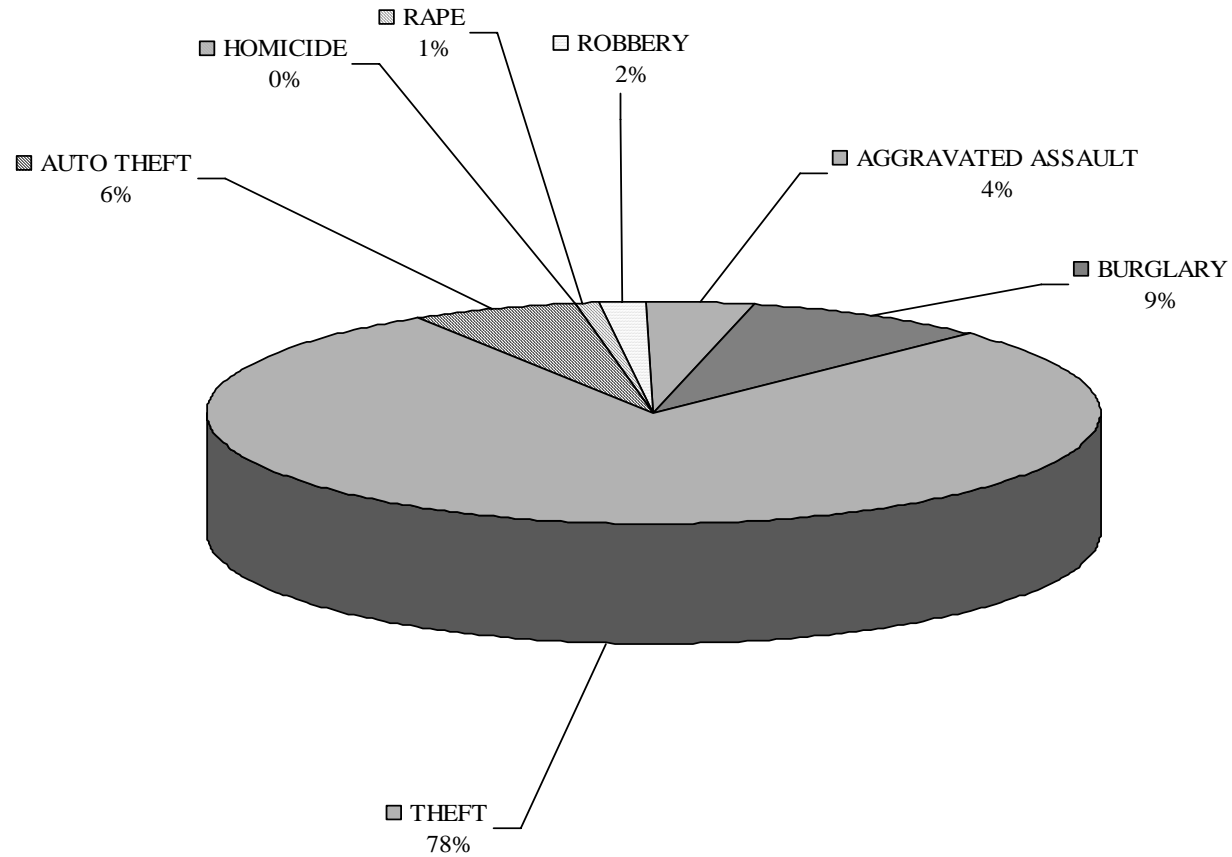
Monthly Report

Report is subject to change without notice.

Preliminary monthly totals are subject to final approval.

PART 1 CRIMES

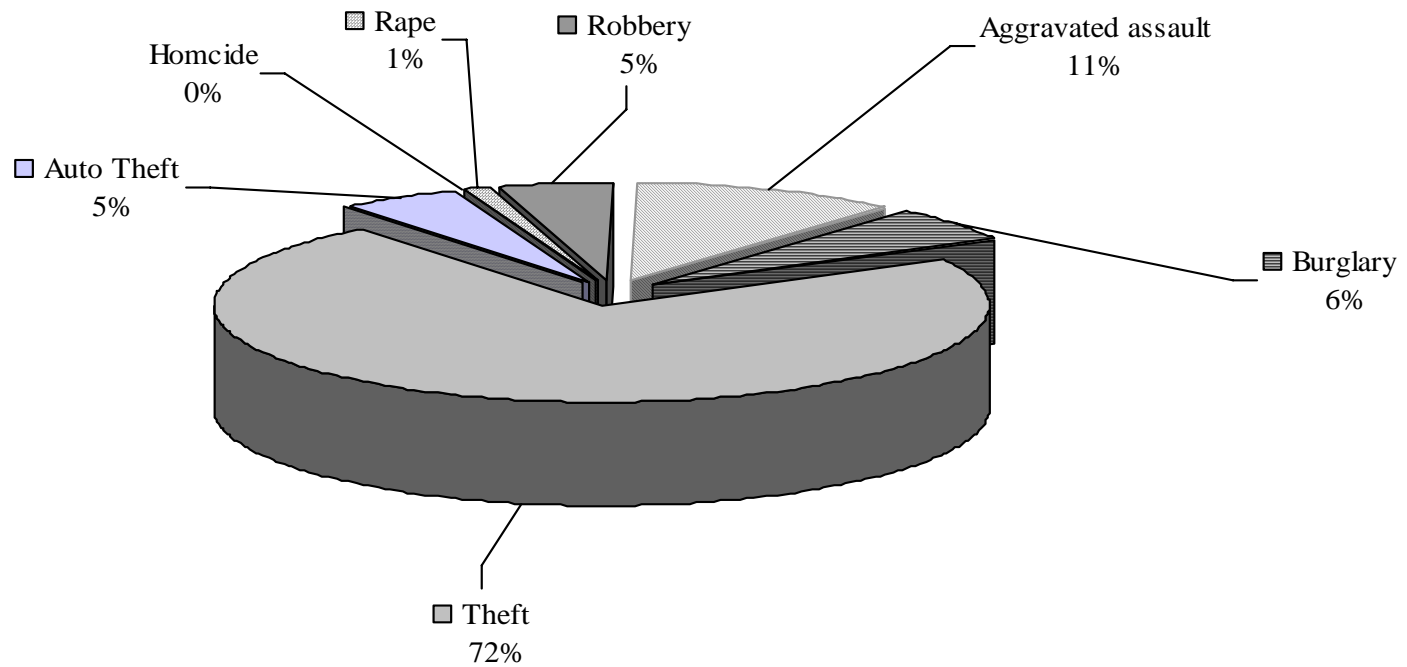
July 2006



Part 1 Crimes Comparison

	July 2006	July 2005	% Change
Homicide	0	1	0%
Rape	5	2	150%
Robbery	11	11	0%
Aggravated Assault	25	25	0%
Burglary	57	53	2%
Theft	507	482	5%
Auto Theft	40	67	-40%
Total	645	641	-0%

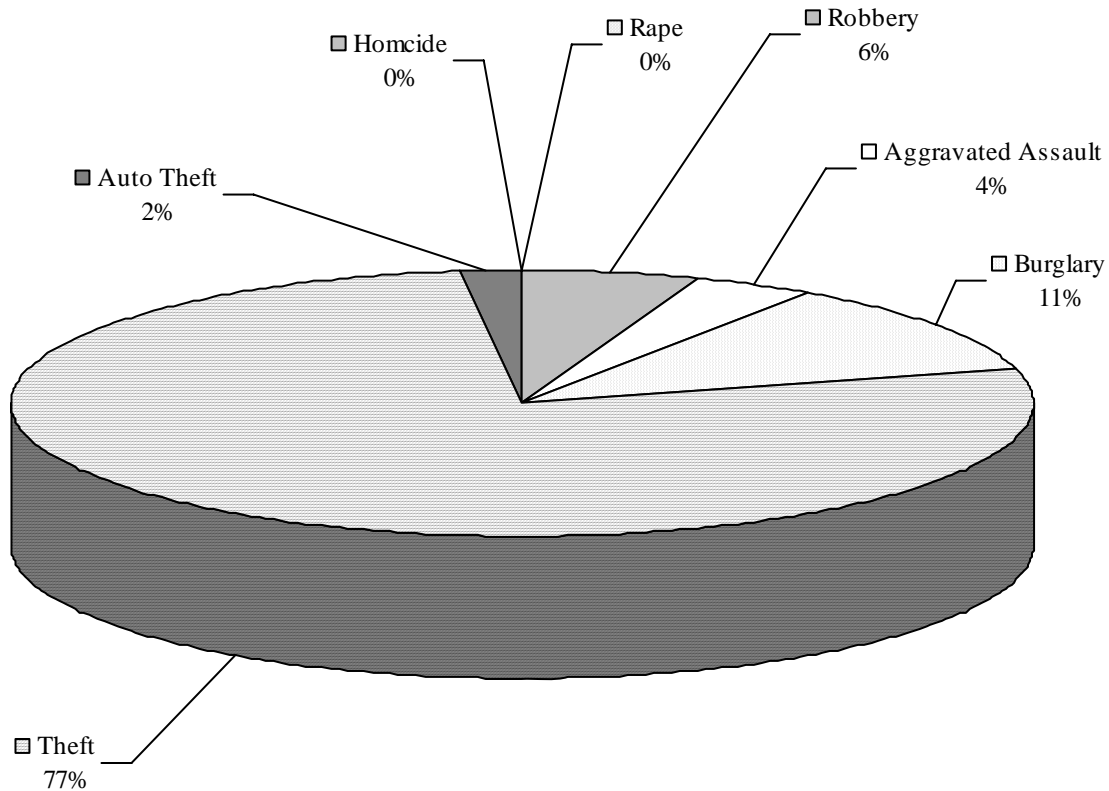
July 2006 Adult Arrests For Part 1 Crimes



Adult Arrest for Part 1 Crimes

	July 2006	July 2005	% Change
Homicide	0	2	-100%
Rape	1	1	0%
Robbery	5	2	150%
Aggravated Assault	11	5	120%
Burglary	6	4	50%
Theft	73	60	22%
Auto Theft	5	2	150%
Total	101	76	33%

July 2006 Juvenile Arrests Part 1 Crimes

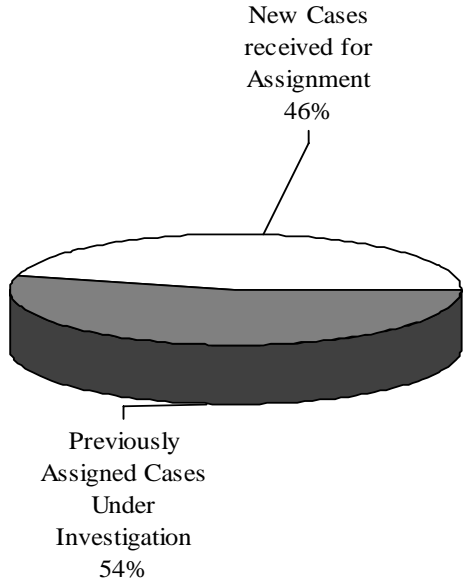
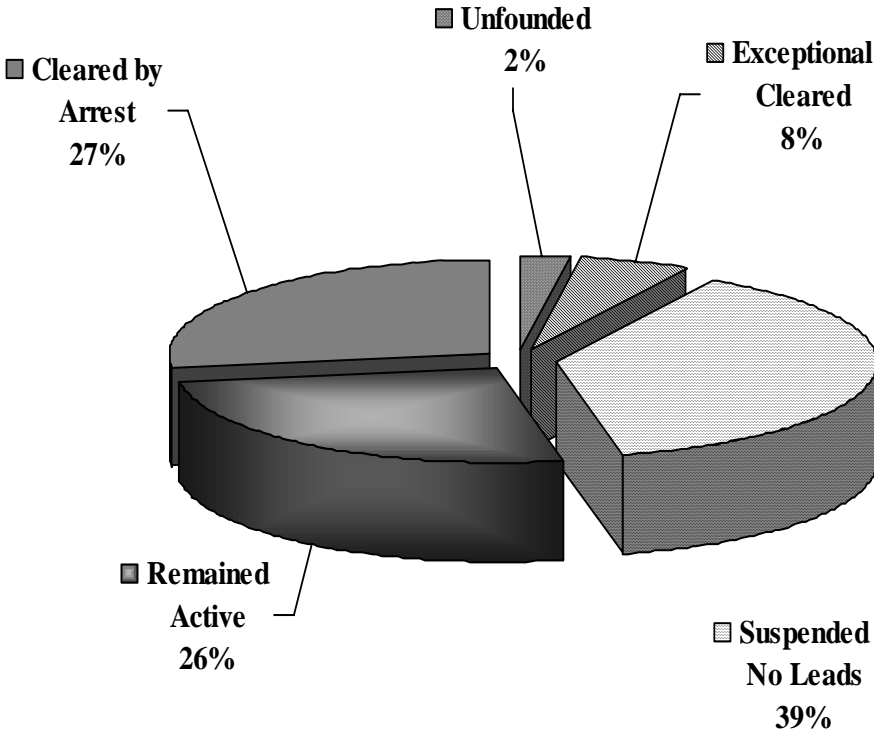


Juvenile Arrests Part 1 Crimes

	July 2006	July 2005	% Change
Homicide	0	0	0%
Rape	0	1	-100%
Robbery	3	1	200%
Aggravated Assault	2	2	0%
Burglary	6	1	500%
Theft	41	28	46%
Auto Theft	1	1	0%
Total	53	34	56%

Cases Assigned To Detectives

July 2006



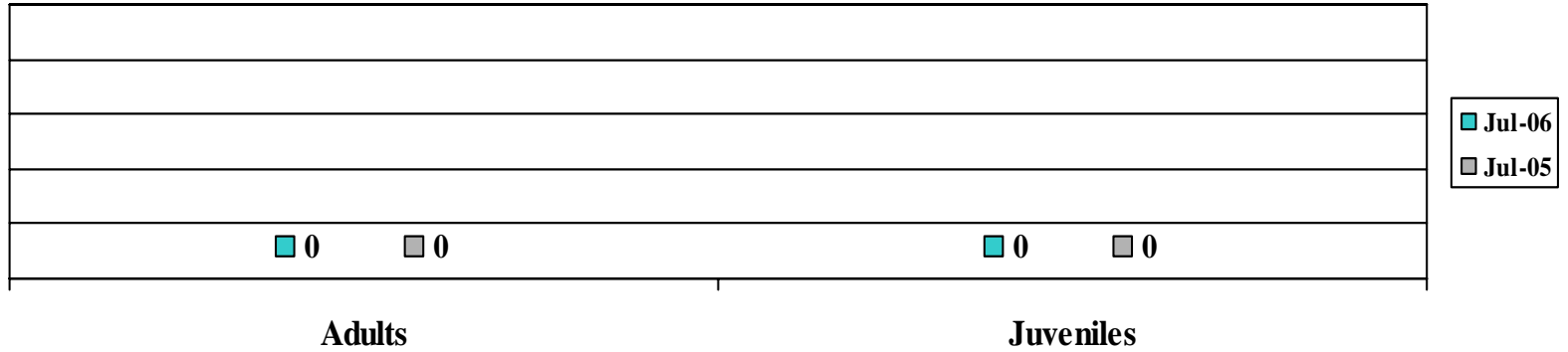
Status	Cases	After Assignment Action	
Closed by Arrest	86		
Closed by Exceptional Means	113	Reasons for this action are generally because victim refuses to prosecute after suspect is identified, death of suspect, or extradition is not possible	Before the department can utilize this action to clear a criminal case, evidence to support an arrest and the suspect's location must be known
Closed as Unfounded	48	A crime did not occur	
Closed as Inactive	190	Closed due to expiration of statute of limitations, or no investigative leads	On going audit is requiring the purging of old cases that cannot be solved, have no leads, or were assigned in error
Suspended due to Lack of Investigative Leads	782	The case falls below the assignment for follow-up threshold, where evidence or testimony, or other factors that can lead to successful conclusion are not present	

Monetary Loss by Property type


July 2006

	Stolen	Recovered
Currency, Notes	76,822	0
Jewelry	40,587	779
Clothing and Furs	9,572	3,571
Local Stolen Vehicle	467,114	129,200
Office Equipment	4,300	0
Television, Radio	28,928	2,432
Firearms	1,350	0
Household Goods	3,775	0
Consumable Goods	700	52
Livestock	800	0
Miscellaneous	337,486	104,842
Total	971,434	240,876

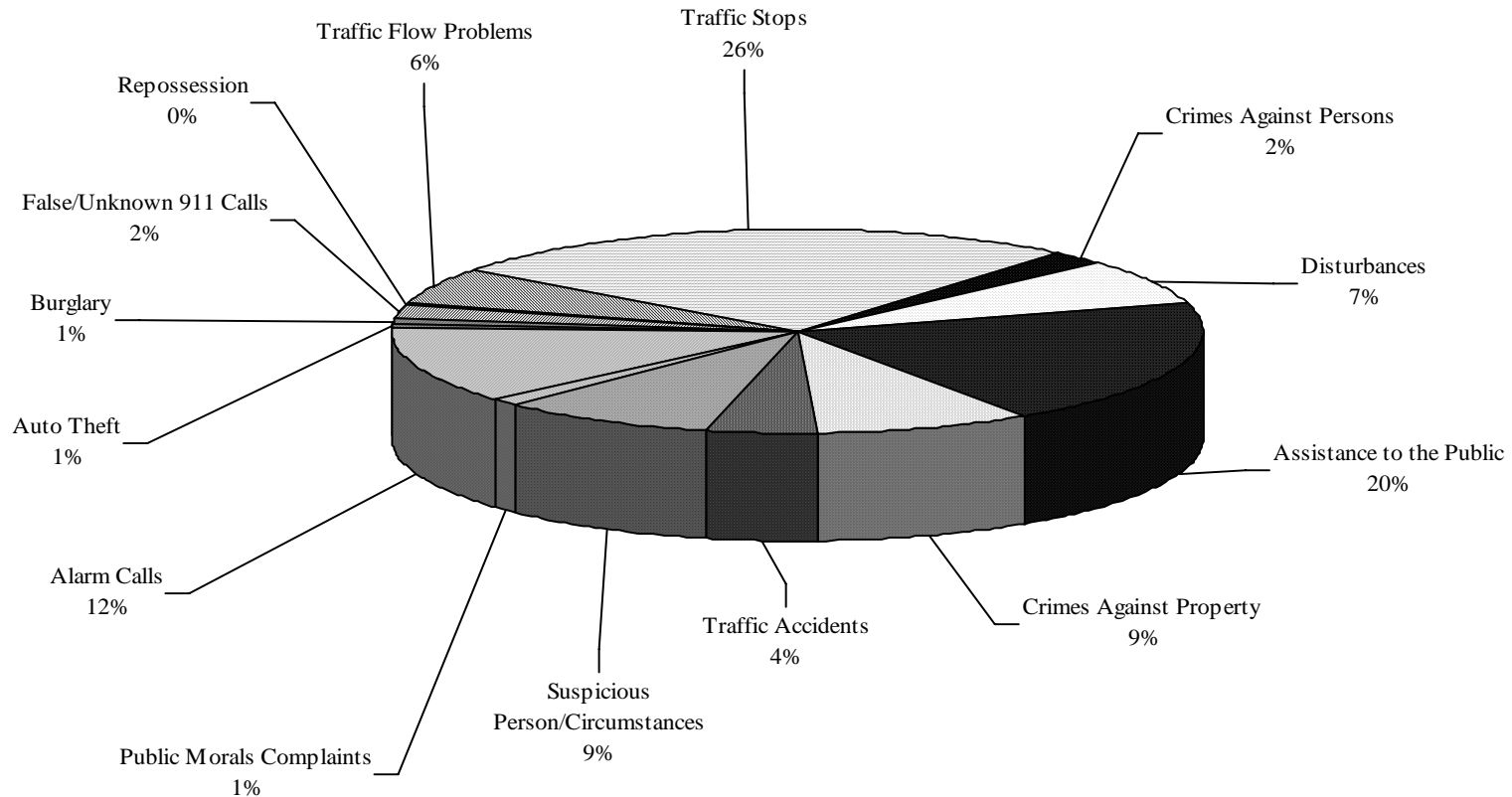
Vandalism Arrests



Curfew Offenses



McAllen Police Department Calls for Service July 2006



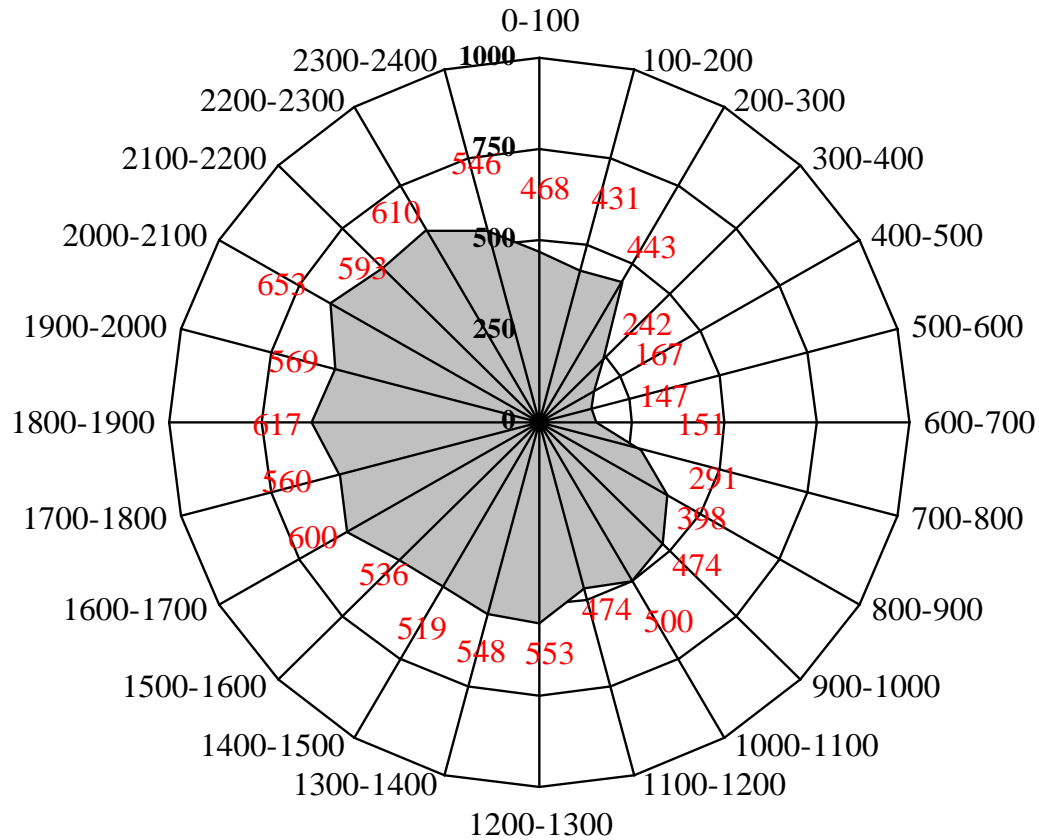
McAllen Police Department

Calls for Service

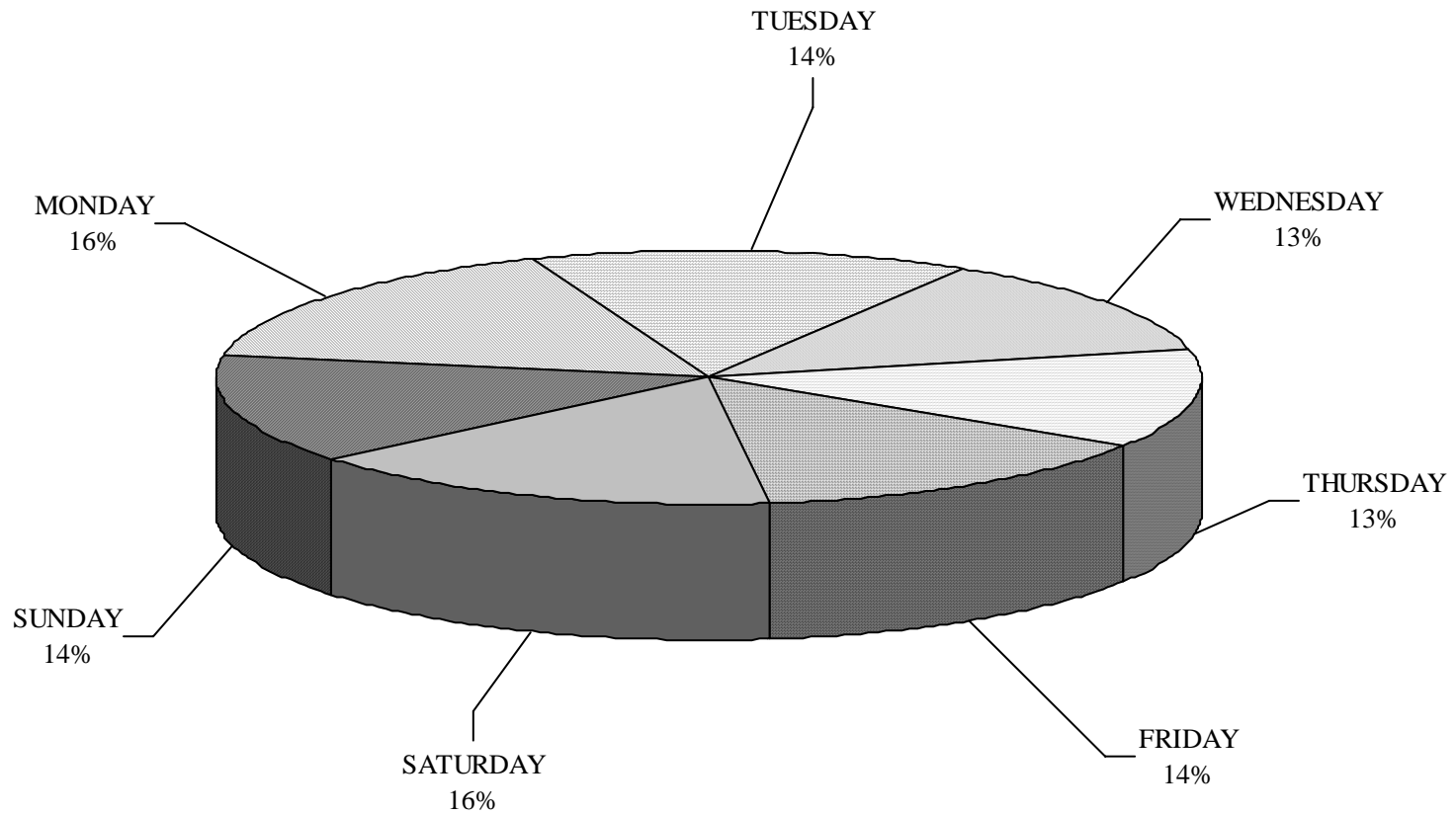
July 2006

	JULY	JULY	%			
	2006	2005	Change			
Crimes Against Persons	334	407	-18%			
Disturbances	1086	933	16%			
Assistance to the Public	2985	2909	3%			
Crimes Against Property	1274	1186	7%			
Traffic Accidents	672	732	-8%			
Suspicious Person/Circumstance	1277	1193	7%			
Public Morals Complaints	163	101	61%			
Alarm Calls	1845	1866	-1%			
Auto theft	91	114	-20%			
Burglary	91	81	12%			
False/Unknown 911 Calls	338	341	-1%			
Repossession	39	41	-5%			
Traffic Flow Problems	872	788	11%			
Traffic stops	3875	3583	8%			
TOTALS	14942	14275	5%			

July 2006 Calls for Service Distribution By Hour

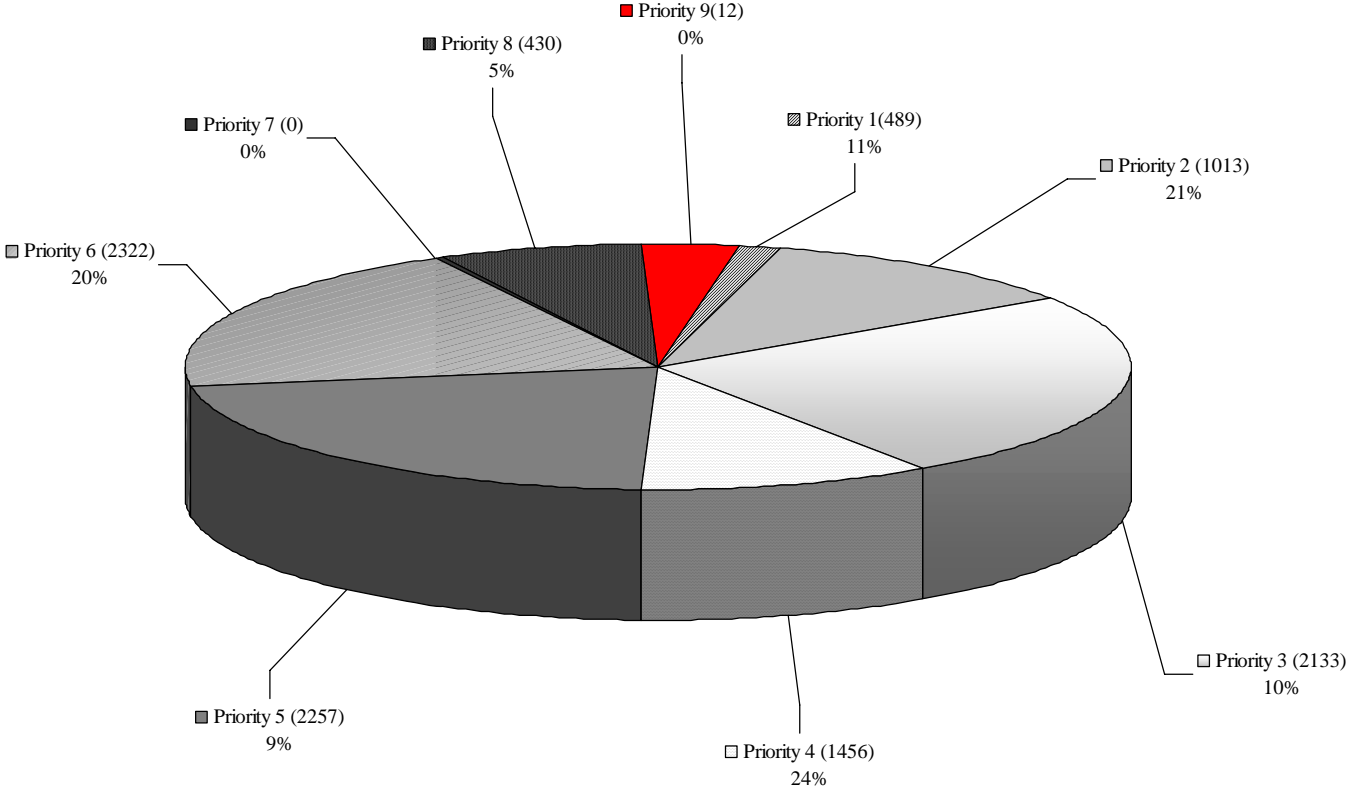


Calls For Service by Day of Week July 2006



Incidents by Priority

July 2006



Use of Force Report

July 2006

Arrest Number	Case Number	Arrest Date	Injury to Officer	Injury to Suspect	Event
N/A	N/A	N/A	N/A	N/A	N/A

McALLEN PUBLIC
UTILITIES

McALLEN-HIDALGO-
REYNOSA
INTERNATIONAL TOLL
BRIDGE

McALLEN CODE
ENFORCEMENT
DEPARTMENT